



**BOND OVERSIGHT COMMITTEE
QUARTERLY REPORT
FOR THE QUARTER ENDED DECEMBER 31, 2016**

Meeting February 27, 2017

FY17 Q2

COMMITTEE MEMBERS

Adam Rabinowitz, Esq.
Committee Chair

Ann Siegel, Esq.
Committee Vice-Chair

Bruce Bernard
Committee Member

Chief, Donald DiPetrillo
Committee Member

Maxine Lewers
Committee Member

Joe Monaco
Committee Member

Laura Aker Reece
Committee Member

Bond Oversight Committee Meeting
February 27, 2017
5:30 p.m.

TABLE OF CONTENTS

Introduction	Page 1
Section 1 – Technology SBBC Schools Tony Hunter, Chief Information Officer	Page 4
Section 2 – Technology Charter Schools Tony Hunter, Chief Information Officer	Page 48
Section 3 – Music & Art Equipment Daniel Gohl, Chief Academic Officer	Page 54
Section 4 – Facilities & Construction Leo Bobadilla, Chief Facilities & Construction Officer	Page 128
Section 5 – Budget Activity I. Benjamin Leong, Chief Financial Officer	Page 378
Section 6 – Supplier Diversity Outreach Program Maurice Woods, Chief Strategy & Operations Officer	Page 506
Section 7 – Communications	Page 520





Introduction

INTRODUCTION

During the months of October through December 2016, the School Board of Broward County (The District) has made significant progress in all areas of the SMART Program (**S**afety, **M**usic and Art, **A**thletics, **R**enovation and **T**echnology). The District has applied over \$84 million in SMART dollars towards the program to-date. The SMART Program expenditures are bringing new computers, musical equipment and better facilities to Broward County Public Schools.

What follows in this introduction section is a summary showing the progress we're making in the seven key areas of the SMART Program. Supporting details can be found in the subsequent sections of this Bond Oversight Committee Report for the quarter ending December 31, 2016.

Technology SBBC Schools: As of December 31, 2016, the SMART technology deployment for the 135 SBBC schools identified for completion during FY2015-2016 are complete. Work has started on 88 of the 95 schools scheduled to be completed throughout FY2016-2017. During this quarter 83,359 computing devices have been ordered and 67,808 were installed, and 9,904 wireless access points have been ordered and another 9,376 were installed. We continue to build on our core infrastructure in our effort to provide the highest level of service to the District schools and departments.

Technology Charter Schools: Charter school technology deployment is also completed for the 67 eligible schools. During this quarter, 11,314 computing devices have been ordered and installed.

Music and Art Equipment: Subsequent to the second quarter of fiscal year 2017, the School Board approved the escalation of the SMART Program funds for music instruments and equipment at the January 18, 2017 Board Meeting. This escalation allows the schools who were originally scheduled to receive their funds in years 4 and 5 access to music equipment funds this year. All schools have been provided with the revised ordering schedule, presented below, which will allow all school orders to be placed by March 2017.

Level	Bond Year	Status/Process
High School	3	Order Requests due to Applied Learning Due by November 15, 2016 Applied Learning Enters Orders by December 23, 2016
High School	4	Order Requests Due to Applied Learning by February 3, 2017
High School	5	Order Requests Due to Applied Learning by February 24, 2017
Middle School	3	Order Requests Due to Applied Learning Due by November 15, 2016 Applied Learning Enters Orders by December 23, 2016
Middle School	4	Order Requests Due to Applied Learning by February 3, 2017
Middle School	5	Order Requests Due to Applied Learning: February 24, 2017
Elementary School	1	Principal Enters Order into BCPS Ordering System by December 21, 2016
Elementary School	2	Principal Enters Order into BCPS Ordering System by February 3, 2017
Elementary School	3	Principal Enters Order into BCPS Ordering System by February 10, 2017
Elementary School	4	Gap Analysis Due February 3, 2017; Priority Due February 24, 2017: Principal Enters Order into BCPS Ordering System by March 10, 2017
Elementary School	5	Gap Analysis February 3, 2017; Priority Due February 24, 2017; Principal Enters Order into BCPS Ordering System by March 10, 2017

All traditional secondary schools with music programs in years' 1, 2 and 3 of the SMART Program schedule have had their orders processed, as well as all year 1 elementary schools. The financial impact of the SMART Program music allocation is \$2.3 million for this quarter.

Facilities & Construction: As of December 31, 2016, we continue to see progress in the various project phases with a total value of \$603 million projects underway. Between October and December, the Board approved fifteen (15) Request for Qualifications (RFQs) for design professional services, eight (8) RFQs for continuing contracts, three (3) RFQs for Construction Manager at Risk (CMAR), six (6) Invitations to Bid for Construction Services Minor Projects (CSMP), sixteen (16) design Professional Services Agreements (PSAs) and three (3) CMAR Agreements.


Budget Activity: The Budget Activity Report shows that the District continues making good progress towards implementing the SMART Program. During the second quarter of fiscal year 2017 (quarter ending December 31, 2016) the District spent \$13.7 million on SMART Program technology, music instruments and school renovations. Through the end of December 2016, the District has spent over \$84 million of the SMART Program. These purchases and project expenditures are putting new equipment and better facilities in the hands of students across Broward County and supporting the mission to educate all students to reach their highest potential.

Supplier Diversity Outreach Program: The Supplier Diversity & Outreach Program (SDOP) promotes the involvement and economic growth of the minority and women business community and serves as a catalyst for creating more opportunities for the inclusion of diverse suppliers across the District. In the second quarter of fiscal year 2017, SDOP continued to provide significant involvement in the SMART Program through Minority/Women Business Enterprise (M/WBE) Certification, Contractor Pre-qualification, and monitoring executed agreements related to SMART projects. In addition, SDOP continued its role in evaluating and scoring Qualification Selection Evaluation Committee (QSEC) proposals and participated as a member of QSEC. Additionally, SDOP continued to make strides towards the adoption of a new Supplier Diversity Outreach Program Policy 3330 designed to provide increased opportunities for M/WBEs to do business with Broward County Public Schools (BCPS); provide increased preferences to Small/Minority/Women Business Enterprises (S/M/WBEs); and create jobs and career opportunities for local residents.

Communications: The SMART Communications team, began implementing a comprehensive communications plan to promote the SMART Program. The effort included tweeting regularly to spotlight program accomplishments, developing new ways to communicate with school principals and providing SMART Program publicity material for Superintendent Robert Runcie, Office of Facilities & Construction Chief Leo Bobadilla and other district officials to present to community organizations.

The updated Bond Oversight Committee Quarterly Report details our accomplishments in the closing months of 2016. The District continues building momentum and remain committed to delivering the SMART Program within the 5-7 year timeframe.

The District SMART team invites you to explore the detailed reports in the following pages demonstrating progress made for the quarter ending December 31, 2016.





Section 1

Technology SBBC SCHOOLS

Tony Hunter, Chief Information Officer

SBBC SMART TECHNOLOGY DEPLOYMENT NARRATIVE: (12-31-2016)

As of December 31, 2016, the SMART technology deployment is complete for the 135 schools identified for completion during **FY2015-2016**. Additionally, work has started on 88 of the 95 schools scheduled to be completed throughout **FY2016-2017**. See tables below for devices deployment breakdown:

FY2015-2016 (135 Schools - Completed)		
Description	Ordered	Installed
Student Laptops	42,234	42,234
Teacher Laptops	8,455	8,455
Student/Teacher Desktops	3,726	3,726
Tablet Computers	444	444
Computer Carts for Laptops	609	609
Wireless Access Points	8,159	8,159
Category 6 Cable Drops	7,692	7,692

FY2016-2017 (88 Schools - In Process)		
Description	Ordered	Installed
Student Laptops	22,218	10,121
Teacher Laptops	4,878	2,191
Student/Teacher Desktops	1,325	583
Tablet Computers	79	54
Computer Carts for Laptops	457	216
Wireless Access Points	1,745	1,217
Category 6 Cable Drops	898	898

As a part of each deployment, District staff meets with school leadership to determine instructional needs and device requirements prior to placing the orders. The Instructional Technology and Information & Technology teams have worked diligently to assist each school in their transition to the new computers by providing project management, order tracking, professional development, and other assistance as needed by the schools.

Schools continue to exceed their 3.5 to 1 student to computer ratio. This is great news as the real need is to get as close to 1 to 1 as possible.

Core Infrastructure projects have focused in the following areas:

- Perimeter Defense and Traffic Management
- Load Balancing of traffic across the network
- Upgrading & Expansion of core network services
- Increased capacity and speed of core network switches
- Improved backup and restoration capabilities for critical business systems

Bond Oversight Committee SMART Technology Quarterly Update
as of 12/31/2016

School / Site Name	Infrastructure Status	Computer Devices			Student to Computer Ratio*		Cat6 Count	Wireless Access Points**		
		Status	Ord	Rec	Nov 2014	Final		Status	Ord	Inst
1741 Anderson, Boyd High	Meets Std	Complete	580	580	3.2:1	2.2:1	0	In Process	61	0
		Stud Laptops	470	470						
		Tch Laptops	100	100						
		Desktops	10	10						
		Tablets	0	0						
		Carts***	10	10						
1791 Apollo Middle	Not Started	In Process	168	0	2.7:1	IP	0	Not Started	0	0
		Stud Laptops	83	0						
		Tch Laptops	83	0						
		Desktops	2	0						
		Tablets	0	0						
		Carts***	4	0						
4702 Ashe, Arthur R. Middle	Meets Std	Meets Std	0	0	0.0:1	MS	0	In Process	72	72
		Stud Laptops	0	0						
		Tch Laptops	0	0						
		Desktops	0	0						
		Tablets	0	0						
		Carts***	0	0						
2221 Atlantic Technical High	Complete	Meets Std	0	0	0.9:1	1:1	108	Complete	132	132
		Stud Laptops	0	0						
		Tch Laptops	0	0						
		Desktops	0	0						
		Tablets	0	0						
		Carts***	0	0						
2511 Atlantic West Elementary	Meets Std	Complete	231	231	5.4:1	2:1	53	Complete	65	65
		Stud Laptops	189	189						
		Tch Laptops	20	20						
		Desktops	22	22						
		Tablets	0	0						
		Carts***	5	5						
0343 Attucks Middle	Meets Std	In Process	179	0	2.9:1	IP	0	Not Started	0	0
		Stud Laptops	125	0						
		Tch Laptops	50	0						
		Desktops	4	0						
		Tablets	0	0						
		Carts***	0	0						

*Student to computer ratio standard is 3.5:1

**Wireless access point standard is 1 access point per classroom

***Carts ordered/received are not included in the total count for computer devices, since it does not effect the student count ratio.

Legend:

IP - In Process

MS - Meets Standard

N/S - Not Started

Bond Oversight Committee SMART Technology Quarterly Update as of 12/31/2016

School / Site Name	Infrastructure Status	Computer Devices			Student to Computer Ratio*		Cat6 Count	Wireless Access Points**		
		Status	Ord	Rec	Nov 2014	Final		Status	Ord	Inst
2611 Bair Middle	Meets Std	Complete	343	343	3.4:1	1.9:1	0	Not Started	0	0
		Stud Laptops	270	270						
		Tch Laptops	70	70						
		Desktops	3	3						
		Tablets	0	0						
		Carts***	3	3						
2001 Banyan Elementary	Complete	Complete	269	269	5.5:1	1.6:1	53	Complete	69	69
		Stud Laptops	216	216						
		Tch Laptops	50	50						
		Desktops	3	3						
		Tablets	0	0						
		Carts***	0	0						
0641 Bayview Elementary	Not Started	In Process	240	0	7.3:1	IP	0	Not Started	0	0
		Stud Laptops	193	0						
		Tch Laptops	42	0						
		Desktops	5	0						
		Tablets	0	0						
		Carts***	0	0						
2041 Beachside Montessori Village	Complete	Complete	567	567	9.0:1	1.2:1	3	Complete	58	58
		Stud Laptops	488	488						
		Tch Laptops	62	62						
		Desktops	7	7						
		Tablets	10	10						
		Carts***	12	12						
0201 Bennett Elementary	Meets Std	Complete	116	116	6.5:1	2.6:1	40	Complete	42	42
		Stud Laptops	53	53						
		Tch Laptops	38	38						
		Desktops	5	5						
		Tablets	20	20						
		Carts***	2	2						
0341 Bethune, Mary M. Elementary	Complete	Complete	356	356	7.7:1	1.6:1	39	Complete	64	64
		Stud Laptops	300	300						
		Tch Laptops	56	56						
		Desktops	0	0						
		Tablets	0	0						
		Carts***	0	0						

*Student to computer ratio standard is 3.5:1

**Wireless access point standard is 1 access point per classroom

***Carts ordered/received are not included in the total count for computer devices, since it does not effect the student count ratio.

Legend:

IP - In Process

MS - Meets Standard

N/S - Not Started

Bond Oversight Committee SMART Technology Quarterly Update as of 12/31/2016

School / Site Name	Infrastructure Status	Computer Devices			Student to Computer Ratio*		Cat6 Count	Wireless Access Points**		
		Status	Ord	Rec	Nov 2014	Final		Status	Ord	Inst
0971 Boulevard Heights Elementary	Meets Std	In Process	109	0	3.7:1	IP	0	Not Started	0	0
		Stud Laptops	72	0						
		Tch Laptops	37	0						
		Desktops	0	0						
		Tablets	0	0						
		Carts***	0	0						
0871 Bright Horizons	Meets Std	Complete	29	29	6.6:1	1.5:1	44	Complete	44	44
		Stud Laptops	0	0						
		Tch Laptops	23	23						
		Desktops	6	6						
		Tablets	0	0						
		Carts***	0	0						
0811 Broadview Elementary	Complete	Complete	338	338	8.1:1	2.4:1	61	Complete	69	69
		Stud Laptops	265	265						
		Tch Laptops	70	70						
		Desktops	3	3						
		Tablets	0	0						
		Carts***	15	15						
0501 Broward Estates Elementary	Complete	Complete	109	109	3.1:1	1.2:1	48	In Process	20	20
		Stud Laptops	75	75						
		Tch Laptops	31	31						
		Desktops	3	3						
		Tablets	0	0						
		Carts***	0	0						
1461 Castle Hill Elementary	Complete	Complete	371	371	9.1:1	1.2:1	39	Complete	18	18
		Stud Laptops	357	357						
		Tch Laptops	14	14						
		Desktops	0	0						
		Tablets	0	0						
		Carts***	0	0						
2641 Central Park Elementary	Complete	Complete	229	229	4.6:1	2.1:1	62	Complete	66	66
		Stud Laptops	169	169						
		Tch Laptops	58	58						
		Desktops	1	1						
		Tablets	1	1						
		Carts***	0	0						

*Student to computer ratio standard is 3.5:1

**Wireless access point standard is 1 access point per classroom

***Carts ordered/received are not included in the total count for computer devices, since it does not effect the student count ratio.

Legend:

IP - In Process

MS - Meets Standard

N/S - Not Started

Bond Oversight Committee SMART Technology Quarterly Update
as of 12/31/2016

School / Site Name	Infrastructure Status	Computer Devices			Student to Computer Ratio*		Cat6 Count	Wireless Access Points**		
		Status	Ord	Rec	Nov 2014	Final		Status	Ord	Inst
3771 Challenger Elementary	Meets Std	Complete	341	341	5.7:1	2.2:1	70	Complete	72	72
		Stud Laptops	271	271						
		Tch Laptops	68	68						
		Desktops	2	2						
		Tablets	0	0						
		Carts***	0	0						
2961 Chapel Trail Elementary	Complete	Complete	324	324	9.3:1	1.3:1	58	Complete	71	71
		Stud Laptops	266	266						
		Tch Laptops	52	52						
		Desktops	6	6						
		Tablets	0	0						
		Carts***	0	0						
1421 Coconut Creek Elementary	In Process	In Process	436	0	4.8:1	IP	0	In Process	51	0
		Stud Laptops	378	0						
		Tch Laptops	53	0						
		Desktops	5	0						
		Tablets	0	0						
		Carts***	4	0						
1681 Coconut Creek High	Complete	Complete	526	526	5.3:1	1.8:1	119	Complete	121	121
		Stud Laptops	432	432						
		Tch Laptops	85	85						
		Desktops	9	9						
		Tablets	0	0						
		Carts***	14	14						
3741 Coconut Palm Elementary	Complete	Complete	300	300	4.6:1	1.6:1	0	Meets Std	0	0
		Stud Laptops	245	245						
		Tch Laptops	52	52						
		Desktops	3	3						
		Tablets	0	0						
		Carts***	0	0						
0231 Colbert Elementary	Meets Std	In Process	321	321	6.1:1	IP	0	Not Started	0	0
		Stud Laptops	261	261						
		Tch Laptops	55	55						
		Desktops	5	5						
		Tablets	0	0						
		Carts***	0	0						

*Student to computer ratio standard is 3.5:1

**Wireless access point standard is 1 access point per classroom

***Carts ordered/received are not included in the total count for computer devices, since it does not effect the student count ratio.

Legend:

IP - In Process

MS - Meets Standard

N/S - Not Started

Bond Oversight Committee SMART Technology Quarterly Update
as of 12/31/2016

School / Site Name	Infrastructure Status	Computer Devices			Student to Computer Ratio*		Cat6 Count	Wireless Access Points**		
		Status	Ord	Rec	Nov 2014	Final		Status	Ord	Inst
0331 Collins Elementary	Meets Std	Complete	151	151	6.3:1	1.4:1	35	Complete	34	34
		Stud Laptops	110	110						
		Tch Laptops	33	33						
		Desktops	8	8						
		Tablets	0	0						
		Carts***	0	0						
1211 Cooper City Elementary	Complete	Complete	198	198	4.2:1	2.1:1	0	Meets Std	0	0
		Stud Laptops	127	127						
		Tch Laptops	46	46						
		Desktops	25	25						
		Tablets	0	0						
		Carts***	0	0						
1931 Cooper City High	Not Started	In Process	150	0	2.2:1	IP	0	Not Started	0	0
		Stud Laptops	136	0						
		Tch Laptops	14	0						
		Desktops	0	0						
		Tablets	0	0						
		Carts***	4	0						
2011 Coral Cove Elementary	Complete	Complete	536	536	8.3:1	1.3:1	55	Complete	57	57
		Stud Laptops	476	476						
		Tch Laptops	60	60						
		Desktops	0	0						
		Tablets	0	0						
		Carts***	10	10						
3861 Coral Glades High	Complete	Complete	829	829	6.7:1	2:1	126	Complete	1	1
		Stud Laptops	511	511						
		Tch Laptops	101	101						
		Desktops	211	211						
		Tablets	6	6						
		Carts***	2	2						
3041 Coral Park Elementary	Complete	Complete	185	185	8.2:1	3.5:1	53	Complete	59	59
		Stud Laptops	138	138						
		Tch Laptops	47	47						
		Desktops	0	0						
		Tablets	0	0						
		Carts***	0	0						

*Student to computer ratio standard is 3.5:1

**Wireless access point standard is 1 access point per classroom

***Carts ordered/received are not included in the total count for computer devices, since it does not effect the student count ratio.

Legend:

IP - In Process

MS - Meets Standard

N/S - Not Started

Bond Oversight Committee SMART Technology Quarterly Update
as of 12/31/2016

School / Site Name	Infrastructure Status	Computer Devices			Student to Computer Ratio*		Cat6 Count	Wireless Access Points**		
		Status	Ord	Rec	Nov 2014	Final		Status	Ord	Inst
2551 Coral Springs Elementary	Complete	Complete	194	194	7.3:1	2.1:1	62	Complete	64	64
		Stud Laptops	141	141						
		Tch Laptops	52	52						
		Desktops	1	1						
		Tablets	0	0						
		Carts***	0	0						
1151 Coral Springs High	Complete	Complete	659	659	4.5:1	2.8:1	101	Complete	8	8
		Stud Laptops	385	385						
		Tch Laptops	120	120						
		Desktops	154	154						
		Tablets	0	0						
		Carts***	14	14						
2561 Coral Springs Middle	In Process	In Process	597	596	4.5:1	IP	62	In Process	101	101
		Stud Laptops	481	481						
		Tch Laptops	64	64						
		Desktops	8	7						
		Tablets	44	44						
		Carts***	6	6						
3111 Country Hills Elementary	Complete	Complete	385	385	10.9:1	1.9:1	59	Complete	60	60
		Stud Laptops	330	330						
		Tch Laptops	55	55						
		Desktops	0	0						
		Tablets	0	0						
		Carts***	0	0						
2981 Country Isles Elementary	Not Started	Complete	462	462	4.3:1	1.5:1	0	Not Started	0	0
		Stud Laptops	384	384						
		Tch Laptops	74	74						
		Desktops	4	4						
		Tablets	0	0						
		Carts***	5	5						
0901 Cresthaven Elementary	Complete	Complete	538	538	12.0:1	1.1:1	52	Complete	52	52
		Stud Laptops	487	487						
		Tch Laptops	45	45						
		Desktops	6	6						
		Tablets	0	0						
		Carts***	15	15						

*Student to computer ratio standard is 3.5:1

**Wireless access point standard is 1 access point per classroom

***Carts ordered/received are not included in the total count for computer devices, since it does not effect the student count ratio.

Legend:

IP - In Process

MS - Meets Standard

N/S - Not Started

Bond Oversight Committee SMART Technology Quarterly Update
as of 12/31/2016

School / Site Name	Infrastructure Status	Computer Devices			Student to Computer Ratio*		Cat6 Count	Wireless Access Points**		
		Status	Ord	Rec	Nov 2014	Final		Status	Ord	Inst
0221 Croissant Park Elementary	Meets Std	Complete	605	605	10.7:1	1.2:1	58	Complete	57	57
		Stud Laptops	538	538						
		Tch Laptops	60	60						
		Desktops	7	7						
		Tablets	0	0						
		Carts***	10	10						
3222 Cross Creek	Meets Std	Complete	36	36	5.9:1	1.9:1	28	Complete	32	32
		Stud Laptops	0	0						
		Tch Laptops	33	33						
		Desktops	1	1						
		Tablets	2	2						
		Carts***	0	0						
1871 Crystal Lake Middle	Complete	In Process	366	0	3.2:1	IP	24	Complete	73	73
		Stud Laptops	240	0						
		Tch Laptops	118	0						
		Desktops	8	0						
		Tablets	0	0						
		Carts***	8	0						
3623 Cypress Bay High	Complete	Complete	1,369	1,369	5.4:1	1.9:1	158	Complete	159	159
		Stud Laptops	930	930						
		Tch Laptops	243	243						
		Desktops	125	125						
		Tablets	71	71						
		Carts***	37	37						
1781 Cypress Elementary	Complete	Complete	693	693	14.2:1	1:1	61	Complete	65	65
		Stud Laptops	622	622						
		Tch Laptops	66	66						
		Desktops	5	5						
		Tablets	0	0						
		Carts***	15	15						
2123 Cypress Run Alternative	Meets Std	Meets Std	0	0	1.3:1	MS	0	Not Started	0	0
		Stud Laptops	0	0						
		Tch Laptops	0	0						
		Desktops	0	0						
		Tablets	0	0						
		Carts***	0	0						

*Student to computer ratio standard is 3.5:1

**Wireless access point standard is 1 access point per classroom

***Carts ordered/received are not included in the total count for computer devices, since it does not effect the student count ratio.

Legend:

IP - In Process

MS - Meets Standard

N/S - Not Started

Bond Oversight Committee SMART Technology Quarterly Update
as of 12/31/2016

School / Site Name	Infrastructure Status	Computer Devices			Student to Computer Ratio*		Cat6	Wireless Access Points**		
		Status	Ord	Rec	Nov 2014	Final	Count	Status	Ord	Inst
1071 Dandy, William E. Middle	Not Started	Complete	160	160	2.6:1	1.7:1	76	In Process	74	74
		Stud Laptops	91	91						
		Tch Laptops	65	65						
		Desktops	4	4						
		Tablets	0	0						
		Carts***	0	0						
0101 Dania Elementary	Meets Std	Complete	365	365	7.7:1	1.1:1	44	Complete	23	23
		Stud Laptops	298	298						
		Tch Laptops	53	53						
		Desktops	14	14						
		Tablets	0	0						
		Carts***	0	0						
2031 Dave Thomas Ed Center - West	Meets Std	Meets Std	0	0	0.0:1	MS	0	In Process	32	0
		Stud Laptops	0	0						
		Tch Laptops	0	0						
		Desktops	0	0						
		Tablets	0	0						
		Carts***	0	0						
3651 Dave Thomas Education Center	In Process	Meets Std	0	0	2.0:1	MS	0	In Process	24	0
		Stud Laptops	0	0						
		Tch Laptops	0	0						
		Desktops	0	0						
		Tablets	0	0						
		Carts***	0	0						
2801 Davie Elementary	Meets Std	Complete	308	308	11.3:1	2.1:1	52	Complete	55	55
		Stud Laptops	224	224						
		Tch Laptops	75	75						
		Desktops	9	9						
		Tablets	0	0						
		Carts***	8	8						
0011 Deerfield Beach Elementary	Meets Std	Complete	566	566	11.3:1	1.1:1	44	Complete	46	46
		Stud Laptops	500	500						
		Tch Laptops	61	61						
		Desktops	5	5						
		Tablets	0	0						
		Carts***	11	11						

*Student to computer ratio standard is 3.5:1

**Wireless access point standard is 1 access point per classroom

***Carts ordered/received are not included in the total count for computer devices, since it does not effect the student count ratio.

Legend:

IP - In Process

MS - Meets Standard

N/S - Not Started

Bond Oversight Committee SMART Technology Quarterly Update
as of 12/31/2016

School / Site Name	Infrastructure Status	Computer Devices			Student to Computer Ratio*		Cat6 Count	Wireless Access Points**		
		Status	Ord	Rec	Nov 2014	Final		Status	Ord	Inst
1711 Deerfield Beach High	Complete	Complete	1,084	1,084	4.8:1	1.6:1	125	In Process	127	127
		Stud Laptops	681	681						
		Tch Laptops	133	133						
		Desktops	270	270						
		Tablets	0	0						
		Carts***	22	22						
0911 Deerfield Beach Middle	Meets Std	Complete	357	357	3.3:1	2:1	83	In Process	44	44
		Stud Laptops	270	270						
		Tch Laptops	82	82						
		Desktops	5	5						
		Tablets	0	0						
		Carts***	10	10						
0391 Deerfield Park Elementary	Meets Std	Complete	460	460	12.8:1	1:1	54	Complete	28	28
		Stud Laptops	410	410						
		Tch Laptops	47	47						
		Desktops	3	3						
		Tablets	0	0						
		Carts***	10	10						
0271 Dillard Elementary	Meets Std	Complete	32	32	2.3:1	2.8:1	57	In Process	31	31
		Stud Laptops	0	0						
		Tch Laptops	32	32						
		Desktops	0	0						
		Tablets	0	0						
		Carts***	0	0						
0371 Dillard High	Meets Std	In Process	404	0	2.9:1	IP	147	In Process	150	150
		Stud Laptops	254	0						
		Tch Laptops	132	0						
		Desktops	18	0						
		Tablets	0	0						
		Carts***	0	0						
3962 Discovery Elementary	Complete	Complete	434	434	16.6:1	2:1	3	Complete	74	74
		Stud Laptops	315	315						
		Tch Laptops	68	68						
		Desktops	7	7						
		Tablets	44	44						
		Carts***	12	12						

*Student to computer ratio standard is 3.5:1

**Wireless access point standard is 1 access point per classroom

***Carts ordered/received are not included in the total count for computer devices, since it does not effect the student count ratio.

Legend:

IP - In Process

MS - Meets Standard

N/S - Not Started

Bond Oversight Committee SMART Technology Quarterly Update
as of 12/31/2016

School / Site Name	Infrastructure Status	Computer Devices			Student to Computer Ratio*		Cat6 Count	Wireless Access Points**		
		Status	Ord	Rec	Nov 2014	Final		Status	Ord	Inst
3751 Dolphin Bay Elementary	Not Started	In Process	208	0	4.9:1	IP	0	Not Started	0	0
		Stud Laptops	172	0						
		Tch Laptops	30	0						
		Desktops	3	0						
		Tablets	3	0						
		Carts***	0	0						
3221 Drew Elementary	Meets Std	Complete	277	277	5.2:1	1.5:1	44	Complete	25	25
		Stud Laptops	223	223						
		Tch Laptops	49	49						
		Desktops	5	5						
		Tablets	0	0						
		Carts***	11	11						
0301 Drew Family Resource Center	In Process	Meets Std	0	0	0.0:1	MS	0	In Process	12	0
		Stud Laptops	0	0						
		Tch Laptops	0	0						
		Desktops	0	0						
		Tablets	0	0						
		Carts***	0	0						
0721 Driftwood Elementary	Meets Std	Complete	197	197	6.3:1	1.7:1	35	Complete	48	48
		Stud Laptops	155	155						
		Tch Laptops	42	42						
		Desktops	0	0						
		Tablets	0	0						
		Carts***	0	0						
0861 Driftwood Middle	Not Started	In Process	444	0	3.4:1	IP	0	Not Started	0	0
		Stud Laptops	264	0						
		Tch Laptops	79	0						
		Desktops	101	0						
		Tablets	0	0						
		Carts***	7	0						
3461 Eagle Point Elementary	Complete	Complete	355	355	6.7:1	2.8:1	81	Complete	82	82
		Stud Laptops	269	269						
		Tch Laptops	86	86						
		Desktops	0	0						
		Tablets	0	0						
		Carts***	0	0						

*Student to computer ratio standard is 3.5:1

**Wireless access point standard is 1 access point per classroom

***Carts ordered/received are not included in the total count for computer devices, since it does not effect the student count ratio.

Legend:

IP - In Process

MS - Meets Standard

N/S - Not Started

Bond Oversight Committee SMART Technology Quarterly Update
as of 12/31/2016

School / Site Name	Infrastructure Status	Computer Devices			Student to Computer Ratio*		Cat6 Count	Wireless Access Points**		
		Status	Ord	Rec	Nov 2014	Final		Status	Ord	Inst
3441 Eagle Ridge Elementary	Complete	Complete	413	413	6.1:1	1.6:1	56	Complete	59	59
		Stud Laptops	352	352						
		Tch Laptops	59	59						
		Desktops	2	2						
		Tablets	0	0						
		Carts***	2	2						
0361 Ely, Blanche High	Meets Std	Complete	1,132	1,132	5.0:1	1.7:1	128	Complete	70	70
		Stud Laptops	968	968						
		Tch Laptops	113	113						
		Desktops	51	51						
		Tablets	0	0						
		Carts***	30	30						
3191 Embassy Creek Elementary	Complete	Complete	477	477	9.5:1	2:1	51	Complete	72	72
		Stud Laptops	369	369						
		Tch Laptops	102	102						
		Desktops	6	6						
		Tablets	0	0						
		Carts***	4	4						
3301 Endeavour Primary Learning Center	Meets Std	Complete	211	211	4.9:1	1.3:1	0	In Process	13	0
		Stud Laptops	160	160						
		Tch Laptops	34	34						
		Desktops	7	7						
		Tablets	10	10						
		Carts***	0	0						
2942 Everglades Elementary	Complete	Complete	448	448	8.1:1	1.9:1	39	Complete	69	69
		Stud Laptops	387	387						
		Tch Laptops	53	53						
		Desktops	8	8						
		Tablets	0	0						
		Carts***	0	0						
3731 Everglades High	Complete	Complete	1,312	1,312	6.4:1	1.4:1	134	Complete	132	132
		Stud Laptops	981	981						
		Tch Laptops	251	251						
		Desktops	80	80						
		Tablets	0	0						
		Carts***	16	16						

*Student to computer ratio standard is 3.5:1

**Wireless access point standard is 1 access point per classroom

***Carts ordered/received are not included in the total count for computer devices, since it does not effect the student count ratio.

Legend:

IP - In Process

MS - Meets Standard

N/S - Not Started

Bond Oversight Committee SMART Technology Quarterly Update
as of 12/31/2016

School / Site Name	Infrastructure Status	Computer Devices			Student to Computer Ratio*		Cat6 Count	Wireless Access Points**		
		Status	Ord	Rec	Nov 2014	Final		Status	Ord	Inst
1641 Fairway Elementary	Meets Std	Complete	202	202	6.1:1	2:1	69	Complete	64	64
		Stud Laptops	133	133						
		Tch Laptops	50	50						
		Desktops	19	19						
		Tablets	0	0						
		Carts***	0	0						
3622 Falcon Cove Middle	Not Started	In Process	1,017	0	4.7:1	IP	0	Meets Std	0	0
		Stud Laptops	800	0						
		Tch Laptops	119	0						
		Desktops	98	0						
		Tablets	0	0						
		Carts***	35	0						
2541 Flamingo Elementary	Complete	Complete	250	250	6.0:1	1.7:1	43	Complete	52	52
		Stud Laptops	202	202						
		Tch Laptops	46	46						
		Desktops	2	2						
		Tablets	0	0						
		Carts***	0	0						
3391 Flanagan, Charles W. High	Complete	Complete	600	600	3.1:1	2:1	120	Complete	152	152
		Stud Laptops	409	409						
		Tch Laptops	97	97						
		Desktops	83	83						
		Tablets	11	11						
		Carts***	0	0						
0851 Floranada Elementary	Complete	Complete	400	400	13.6:1	1.5:1	35	Complete	57	57
		Stud Laptops	335	335						
		Tch Laptops	58	58						
		Desktops	7	7						
		Tablets	0	0						
		Carts***	0	0						
3051 Forest Glen Middle	Not Started	In Process	636	0	4.1:1	IP	0	Not Started	0	0
		Stud Laptops	508	0						
		Tch Laptops	116	0						
		Desktops	12	0						
		Tablets	0	0						
		Carts***	7	0						

*Student to computer ratio standard is 3.5:1

**Wireless access point standard is 1 access point per classroom

***Carts ordered/received are not included in the total count for computer devices, since it does not effect the student count ratio.

Legend:

IP - In Process

MS - Meets Standard

N/S - Not Started

Bond Oversight Committee SMART Technology Quarterly Update
as of 12/31/2016

School / Site Name	Infrastructure Status	Computer Devices			Student to Computer Ratio*		Cat6 Count	Wireless Access Points**		
		Status	Ord	Rec	Nov 2014	Final		Status	Ord	Inst
2631 Forest Hills Elementary	Meets Std	In Process	58	0	4.7:1	IP	0	Not Started	0	0
		Stud Laptops	1	0						
		Tch Laptops	51	0						
		Desktops	6	0						
		Tablets	0	0						
		Carts***	0	0						
0951 Fort Lauderdale High	Not Started	Meets Std	0	0	1.8:1	MS	0	Not Started	0	0
		Stud Laptops	0	0						
		Tch Laptops	0	0						
		Desktops	0	0						
		Tablets	0	0						
		Carts***	0	0						
3531 Fox Trail Elementary	Complete	Complete	513	513	6.1:1	1.3:1	76	Complete	82	82
		Stud Laptops	386	386						
		Tch Laptops	88	88						
		Desktops	29	29						
		Tablets	10	10						
		Carts***	0	0						
3642 Gator Run Elementary	Complete	Complete	471	471	10.5:1	1.9:1	45	Complete	87	87
		Stud Laptops	389	389						
		Tch Laptops	69	69						
		Desktops	13	13						
		Tablets	0	0						
		Carts***	10	10						
2021 Glades Middle	Meets Std	In Process	680	0	4.4:1	IP	0	Not Started	0	0
		Stud Laptops	552	0						
		Tch Laptops	98	0						
		Desktops	30	0						
		Tablets	0	0						
		Carts***	7	0						
2851 Griffin Elementary	Complete	Complete	257	257	8.5:1	1.8:1	47	Complete	47	47
		Stud Laptops	184	184						
		Tch Laptops	44	44						
		Desktops	28	28						
		Tablets	1	1						
		Carts***	0	0						

*Student to computer ratio standard is 3.5:1

**Wireless access point standard is 1 access point per classroom

***Carts ordered/received are not included in the total count for computer devices, since it does not effect the student count ratio.

Legend:

IP - In Process

MS - Meets Standard

N/S - Not Started

Bond Oversight Committee SMART Technology Quarterly Update
as of 12/31/2016

School / Site Name	Infrastructure Status	Computer Devices			Student to Computer Ratio*		Cat6 Count	Wireless Access Points**		
		Status	Ord	Rec	Nov 2014	Final		Status	Ord	Inst
3931 Gulfstream Middle	Meets Std	In Process	83	0	2.7:1	IP	0	Not Started	0	0
		Stud Laptops	45	0						
		Tch Laptops	36	0						
		Desktops	2	0						
		Tablets	0	0						
		Carts***	0	0						
0592 Hallandale Adult	Complete	Meets Std	0	0	1.5:1	MS	78	Complete	70	70
		Stud Laptops	0	0						
		Tch Laptops	0	0						
		Desktops	0	0						
		Tablets	0	0						
		Carts***	0	0						
0131 Hallandale Elementary	Complete	Complete	336	336	5.2:1	2.4:1	53	Complete	53	53
		Stud Laptops	256	256						
		Tch Laptops	73	73						
		Desktops	3	3						
		Tablets	4	4						
		Carts***	0	0						
0403 Hallandale High	Not Started	Complete	569	569	4.5:1	1.6:1	0	Not Started	0	0
		Stud Laptops	440	440						
		Tch Laptops	70	70						
		Desktops	59	59						
		Tablets	0	0						
		Carts***	14	14						
0491 Harbordale Elementary	Complete	Complete	182	182	14.3:1	2.2:1	13	Complete	33	33
		Stud Laptops	141	141						
		Tch Laptops	37	37						
		Desktops	3	3						
		Tablets	1	1						
		Carts***	0	0						
3131 Hawkes Bluff Elementary	Complete	Complete	300	300	5.7:1	2:1	47	Complete	62	62
		Stud Laptops	292	292						
		Tch Laptops	8	8						
		Desktops	0	0						
		Tablets	0	0						
		Carts***	0	0						

*Student to computer ratio standard is 3.5:1

**Wireless access point standard is 1 access point per classroom

***Carts ordered/received are not included in the total count for computer devices, since it does not effect the student count ratio.

Legend:

IP - In Process

MS - Meets Standard

N/S - Not Started

Bond Oversight Committee SMART Technology Quarterly Update as of 12/31/2016

School / Site Name	Infrastructure Status	Computer Devices			Student to Computer Ratio*		Cat6 Count	Wireless Access Points**		
		Status	Ord	Rec	Nov 2014	Final		Status	Ord	Inst
3961 Heron Heights Elementary	Meets Std	Complete	836	836	20.9:1	1.1:1	1	Complete	72	72
		Stud Laptops	747	747						
		Tch Laptops	80	80						
		Desktops	9	9						
		Tablets	0	0						
		Carts***	15	15						
0121 Hollywood Central Elementary	Complete	Complete	337	337	5.3:1	.9:1	53	Complete	51	51
		Stud Laptops	287	287						
		Tch Laptops	44	44						
		Desktops	6	6						
		Tablets	0	0						
		Carts***	0	0						
0111 Hollywood Hills Elementary	Meets Std	Complete	537	537	15.1:1	1:1	0	In Process	0	0
		Stud Laptops	473	473						
		Tch Laptops	53	53						
		Desktops	11	11						
		Tablets	0	0						
		Carts***	7	7						
1661 Hollywood Hills High	Not Started	Complete	1,131	1,131	4.5:1	1.5:1	0	Not Started	0	0
		Stud Laptops	1020	1020						
		Tch Laptops	105	105						
		Desktops	6	6						
		Tablets	0	0						
		Carts***	33	33						
1761 Hollywood Park Elementary	Meets Std	Complete	202	202	8.5:1	1.9:1	45	Complete	45	45
		Stud Laptops	163	163						
		Tch Laptops	39	39						
		Desktops	0	0						
		Tablets	0	0						
		Carts***	0	0						
2531 Horizon Elementary	Meets Std	Complete	195	195	5.1:1	1.7:1	51	Complete	53	53
		Stud Laptops	152	152						
		Tch Laptops	40	40						
		Desktops	2	2						
		Tablets	1	1						
		Carts***	1	1						

*Student to computer ratio standard is 3.5:1

**Wireless access point standard is 1 access point per classroom

***Carts ordered/received are not included in the total count for computer devices, since it does not effect the student count ratio.

Legend:

IP - In Process

MS - Meets Standard

N/S - Not Started

Bond Oversight Committee SMART Technology Quarterly Update
as of 12/31/2016

School / Site Name	Infrastructure Status	Computer Devices			Student to Computer Ratio*		Cat6 Count	Wireless Access Points**		
		Status	Ord	Rec	Nov 2014	Final		Status	Ord	Inst
1971 Hunt, James S. Elementary	Meets Std	Complete	320	320	10.9:1	1.9:1	58	Complete	58	58
		Stud Laptops	263	263						
		Tch Laptops	53	53						
		Desktops	4	4						
		Tablets	0	0						
		Carts***	3	3						
3471 Indian Ridge Middle	Complete	Complete	813	813	3.3:1	1.8:1	4	Complete	4	4
		Stud Laptops	788	788						
		Tch Laptops	5	5						
		Desktops	20	20						
		Tablets	0	0						
		Carts***	11	11						
3181 Indian Trace Elementary	Not Started	Complete	246	246	4.2:1	1.8:1	0	Not Started	0	0
		Stud Laptops	190	190						
		Tch Laptops	54	54						
		Desktops	2	2						
		Tablets	0	0						
		Carts***	7	7						
1611 King, Dr. Martin Luther Elementary	Meets Std	In Process	66	0	2.9:1	IP	0	In Process	23	23
		Stud Laptops	28	0						
		Tch Laptops	36	0						
		Desktops	2	0						
		Tablets	0	0						
		Carts***	1	0						
0831 Lake Forest Elementary	Not Started	Complete	456	456	4.8:1	1.2:1	0	Not Started	0	0
		Stud Laptops	398	398						
		Tch Laptops	53	53						
		Desktops	5	5						
		Tablets	0	0						
		Carts***	8	8						
3591 Lakeside Elementary	Complete	Complete	372	372	9.0:1	1.7:1	53	Complete	55	55
		Stud Laptops	314	314						
		Tch Laptops	55	55						
		Desktops	2	2						
		Tablets	1	1						
		Carts***	0	0						

*Student to computer ratio standard is 3.5:1

**Wireless access point standard is 1 access point per classroom

***Carts ordered/received are not included in the total count for computer devices, since it does not effect the student count ratio.

Legend:

IP - In Process

MS - Meets Standard

N/S - Not Started

Bond Oversight Committee SMART Technology Quarterly Update as of 12/31/2016

School / Site Name	Infrastructure Status	Computer Devices			Student to Computer Ratio*		Cat6 Count	Wireless Access Points**		
		Status	Ord	Rec	Nov 2014	Final		Status	Ord	Inst
0405 Lanier James Education	Meets Std	Meets Std	0	0	1.1:1	MS	0	Not Started	0	0
		Stud Laptops	0	0						
		Tch Laptops	0	0						
		Desktops	0	0						
		Tablets	0	0						
		Carts***	0	0						
0621 Larkdale Elementary	Meets Std	Complete	22	22	2.3:1	.9:1	0	In Process	19	19
		Stud Laptops	0	0						
		Tch Laptops	19	19						
		Desktops	3	3						
		Tablets	0	0						
		Carts***	0	0						
1701 Lauderdale Lakes Middle	Complete	Complete	224	224	2.9:1	1.1:1	57	In Process	24	24
		Stud Laptops	135	135						
		Tch Laptops	73	73						
		Desktops	16	16						
		Tablets	0	0						
		Carts***	0	0						
0431 Lauderdale Manors Early Learning And	Meets Std	Meets Std	0	0	MS	MS	30	In Process	30	30
		Stud Laptops	0	0						
		Tch Laptops	0	0						
		Desktops	0	0						
		Tablets	0	0						
		Carts***	0	0						
1391 Lauderdale 6 - 12 School	Not Started	Meets Std	0	0	1.2:1	MS	0	In Process	57	57
		Stud Laptops	0	0						
		Tch Laptops	0	0						
		Desktops	0	0						
		Tablets	0	0						
		Carts***	0	0						
1381 Lauderdale Paul Turner Elementary	Meets Std	Complete	258	258	10.0:1	2.2:1	59	Complete	26	26
		Stud Laptops	195	195						
		Tch Laptops	63	63						
		Desktops	0	0						
		Tablets	0	0						
		Carts***	0	0						

*Student to computer ratio standard is 3.5:1

**Wireless access point standard is 1 access point per classroom

***Carts ordered/received are not included in the total count for computer devices, since it does not effect the student count ratio.

Legend:

IP - In Process

MS - Meets Standard

N/S - Not Started

Bond Oversight Committee SMART Technology Quarterly Update
as of 12/31/2016

School / Site Name	Infrastructure Status	Computer Devices			Student to Computer Ratio*		Cat6 Count	Wireless Access Points**		
		Status	Ord	Rec	Nov 2014	Final		Status	Ord	Inst
3821 Liberty Elementary	Complete	Complete	394	394	8.9:1	2.1:1	76	Complete	79	79
		Stud Laptops	277	277						
		Tch Laptops	72	72						
		Desktops	45	45						
		Tablets	0	0						
		Carts***	4	4						
1091 Lloyd Estates Elementary	Meets Std	Complete	253	253	12.3:1	1.5:1	41	Complete	26	26
		Stud Laptops	195	195						
		Tch Laptops	44	44						
		Desktops	4	4						
		Tablets	10	10						
		Carts***	4	4						
3101 Lyons Creek Middle	Complete	Complete	351	351	3.1:1	3:1	50	Complete	9	9
		Stud Laptops	220	220						
		Tch Laptops	74	74						
		Desktops	54	54						
		Tablets	3	3						
		Carts***	1	1						
3841 Manatee Bay Elementary	Complete	Complete	512	512	7.9:1	1.8:1	71	Complete	81	81
		Stud Laptops	394	394						
		Tch Laptops	79	79						
		Desktops	19	19						
		Tablets	20	20						
		Carts***	9	9						
2741 Maplewood Elementary	Complete	Complete	229	229	9.7:1	2.1:1	46	Complete	61	61
		Stud Laptops	168	168						
		Tch Laptops	57	57						
		Desktops	4	4						
		Tablets	0	0						
		Carts***	0	0						
1161 Margate Elementary	Complete	Complete	391	391	6.4:1	1.8:1	56	Complete	79	79
		Stud Laptops	299	299						
		Tch Laptops	70	70						
		Desktops	22	22						
		Tablets	0	0						
		Carts***	0	0						

*Student to computer ratio standard is 3.5:1

**Wireless access point standard is 1 access point per classroom

***Carts ordered/received are not included in the total count for computer devices, since it does not effect the student count ratio.

Legend:

IP - In Process

MS - Meets Standard

N/S - Not Started

Bond Oversight Committee SMART Technology Quarterly Update as of 12/31/2016

School / Site Name	Infrastructure Status	Computer Devices			Student to Computer Ratio*		Cat6 Count	Wireless Access Points**		
		Status	Ord	Rec	Nov 2014	Final		Status	Ord	Inst
0581 Margate Middle	Not Started	In Process	300	0	2.9:1	IP	0	In Process	2	0
		Stud Laptops	215	0						
		Tch Laptops	83	0						
		Desktops	2	0						
		Tablets	0	0						
		Carts***	6	0						
1671 Markham, C. Robert Elementary	Complete	Complete	282	282	7.6:1	1.5:1	44	Complete	20	20
		Stud Laptops	239	239						
		Tch Laptops	38	38						
		Desktops	5	5						
		Tablets	0	0						
		Carts***	0	0						
0241 McArthur High	Not Started	In Process	596	0	3.0:1	IP	0	Not Started	0	0
		Stud Laptops	430	0						
		Tch Laptops	110	0						
		Desktops	56	0						
		Tablets	0	0						
		Carts***	0	0						
2771 McFatter Technical, Broward Fire	In Process	Meets Std	0	0		MS	0	Meets Std	0	0
		Stud Laptops	0	0						
		Tch Laptops	0	0						
		Desktops	0	0						
		Tablets	0	0						
		Carts***	0	0						
1291 McFatter Technical College	Complete	Meets Std	0	0	1.4:1	MS	98	Complete	95	95
		Stud Laptops	0	0						
		Tch Laptops	0	0						
		Desktops	0	0						
		Tablets	0	0						
		Carts***	0	0						
0841 McNab Elementary	Complete	Complete	203	203	5.4:1	1.9:1	0	Meets Std	0	0
		Stud Laptops	156	156						
		Tch Laptops	42	42						
		Desktops	5	5						
		Tablets	0	0						
		Carts***	0	0						

*Student to computer ratio standard is 3.5:1

**Wireless access point standard is 1 access point per classroom

***Carts ordered/received are not included in the total count for computer devices, since it does not effect the student count ratio.

Legend:

IP - In Process

MS - Meets Standard

N/S - Not Started

Bond Oversight Committee SMART Technology Quarterly Update as of 12/31/2016

School / Site Name	Infrastructure Status	Computer Devices			Student to Computer Ratio*		Cat6 Count	Wireless Access Points**		
		Status	Ord	Rec	Nov 2014	Final		Status	Ord	Inst
0481 McNicol Middle	Meets Std	Meets Std	0	0	2.0:1	MS	0	Not Started	0	0
		Stud Laptops	0	0						
		Tch Laptops	0	0						
		Desktops	0	0						
		Tablets	0	0						
		Carts***	0	0						
0761 Meadowbrook Elementary	Meets Std	Complete	472	472	7.9:1	1.2:1	50	Complete	17	17
		Stud Laptops	410	410						
		Tch Laptops	57	57						
		Desktops	5	5						
		Tablets	0	0						
		Carts***	15	15						
4772 Millennium Middle	Meets Std	Complete	473	473	5.5:1	1.7:1	61	Complete	94	94
		Stud Laptops	275	275						
		Tch Laptops	57	57						
		Desktops	135	135						
		Tablets	6	6						
		Carts***	11	11						
0531 Miramar Elementary	Meets Std	Complete	335	335	7.1:1	1.3:1	64	Complete	63	63
		Stud Laptops	281	281						
		Tch Laptops	49	49						
		Desktops	5	5						
		Tablets	0	0						
		Carts***	0	0						
1751 Miramar High	Meets Std	Complete	1,035	1,035	5.5:1	1.6:1	126	Complete	156	156
		Stud Laptops	872	872						
		Tch Laptops	137	137						
		Desktops	26	26						
		Tablets	0	0						
		Carts***	30	30						
1841 Mirror Lake Elementary	Meets Std	Complete	105	105	3.9:1	2.7:1	0	Not Started	0	0
		Stud Laptops	53	53						
		Tch Laptops	49	49						
		Desktops	3	3						
		Tablets	0	0						
		Carts***	0	0						

*Student to computer ratio standard is 3.5:1

**Wireless access point standard is 1 access point per classroom

***Carts ordered/received are not included in the total count for computer devices, since it does not effect the student count ratio.

Legend:

IP - In Process

MS - Meets Standard

N/S - Not Started

Bond Oversight Committee SMART Technology Quarterly Update
as of 12/31/2016

School / Site Name	Infrastructure Status	Computer Devices			Student to Computer Ratio*		Cat6 Count	Wireless Access Points**		
		Status	Ord	Rec	Nov 2014	Final		Status	Ord	Inst
3541 Monarch High	Complete	Complete	856	856	7.9:1	2.2:1	19	Complete	1	1
		Stud Laptops	464	464						
		Tch Laptops	170	170						
		Desktops	192	192						
		Tablets	30	30						
		Carts***	15	15						
2691 Morrow Elementary	Meets Std	Complete	162	162	4.1:1	1.9:1	0	Not Started	0	0
		Stud Laptops	117	117						
		Tch Laptops	40	40						
		Desktops	5	5						
		Tablets	0	0						
		Carts***	0	0						
3911 New Renaissance Middle	Meets Std	In Process	447	0	3.5:1	IP	0	Not Started	0	0
		Stud Laptops	408	0						
		Tch Laptops	0	0						
		Desktops	39	0						
		Tablets	0	0						
		Carts***	15	0						
0881 New River Middle	Meets Std	In Process	593	0	4.0:1	IP	0	Not Started	0	0
		Stud Laptops	487	0						
		Tch Laptops	102	0						
		Desktops	4	0						
		Tablets	0	0						
		Carts***	14	0						
2671 Nob Hill Elementary	Complete	Complete	317	317	9.4:1	1.3:1	44	Complete	53	53
		Stud Laptops	261	261						
		Tch Laptops	46	46						
		Desktops	6	6						
		Tablets	4	4						
		Carts***	0	0						
0561 Norcrest Elementary	Complete	Complete	396	396	7.5:1	1.6:1	52	Complete	71	71
		Stud Laptops	396	396						
		Tch Laptops	0	0						
		Desktops	0	0						
		Tablets	0	0						
		Carts***	0	0						

*Student to computer ratio standard is 3.5:1

**Wireless access point standard is 1 access point per classroom

***Carts ordered/received are not included in the total count for computer devices, since it does not effect the student count ratio.

Legend:

IP - In Process

MS - Meets Standard

N/S - Not Started

Bond Oversight Committee SMART Technology Quarterly Update
as of 12/31/2016

School / Site Name	Infrastructure Status	Computer Devices			Student to Computer Ratio*		Cat6 Count	Wireless Access Points**		
		Status	Ord	Rec	Nov 2014	Final		Status	Ord	Inst
0521 North Andrews Gardens Elementary	Meets Std	Complete	382	382	8.4:1	1.8:1	58	Complete	58	58
		Stud Laptops	257	257						
		Tch Laptops	64	64						
		Desktops	10	10						
		Tablets	51	51						
		Carts***	4	4						
1191 North Fork Elementary	Meets Std	Meets Std	0	0	1.8:1	MS	0	Not Started	0	0
		Stud Laptops	0	0						
		Tch Laptops	0	0						
		Desktops	0	0						
		Tablets	0	0						
		Carts***	0	0						
2231 North Lauderdale Elementary	Not Started	In Process	209	209	3.8:1	IP	0	Not Started	0	0
		Stud Laptops	152	152						
		Tch Laptops	53	53						
		Desktops	4	4						
		Tablets	0	0						
		Carts***	0	0						
0041 North Side Elementary	Meets Std	Complete	206	206	4.4:1	1.4:1	0	Not Started	0	0
		Stud Laptops	168	168						
		Tch Laptops	35	35						
		Desktops	3	3						
		Tablets	0	0						
		Carts***	2	2						
1241 Northeast High	Complete	Complete	637	637	5.9:1	2.1:1	117	Complete	126	126
		Stud Laptops	291	291						
		Tch Laptops	97	97						
		Desktops	239	239						
		Tablets	10	10						
		Carts***	1	1						
1282 Nova Blanche Forman Elementary	Complete	Complete	289	289	8.7:1	1.5:1	55	Complete	55	55
		Stud Laptops	230	230						
		Tch Laptops	54	54						
		Desktops	5	5						
		Tablets	0	0						
		Carts***	0	0						

*Student to computer ratio standard is 3.5:1

**Wireless access point standard is 1 access point per classroom

***Carts ordered/received are not included in the total count for computer devices, since it does not effect the student count ratio.

Legend:

IP - In Process

MS - Meets Standard

N/S - Not Started

Bond Oversight Committee SMART Technology Quarterly Update
as of 12/31/2016

School / Site Name	Infrastructure Status	Computer Devices			Student to Computer Ratio*		Cat6 Count	Wireless Access Points**		
		Status	Ord	Rec	Nov 2014	Final		Status	Ord	Inst
1271 Nova Eisenhower Elementary	Not Started	In Process	102	0	2.6:1	IP	0	Not Started	0	0
		Stud Laptops	69	0						
		Tch Laptops	33	0						
		Desktops	0	0						
		Tablets	0	0						
		Carts***	0	0						
1281 Nova High	Complete	Complete	799	799	5.9:1	1.8:1	128	Complete	128	128
		Stud Laptops	508	508						
		Tch Laptops	154	154						
		Desktops	136	136						
		Tablets	1	1						
		Carts***	5	5						
1311 Nova Middle	Complete	Complete	113	113	2.3:1	1.4:1	53	Complete	78	78
		Stud Laptops	80	80						
		Tch Laptops	6	6						
		Desktops	23	23						
		Tablets	4	4						
		Carts***	0	0						
0031 Oakland Park Elementary	Complete	Complete	259	259	7.7:1	1.8:1	54	Complete	54	54
		Stud Laptops	210	210						
		Tch Laptops	46	46						
		Desktops	2	2						
		Tablets	1	1						
		Carts***	0	0						
0461 Oakridge Elementary	Complete	Complete	455	455	7.6:1	.9:1	47	Complete	47	47
		Stud Laptops	406	406						
		Tch Laptops	44	44						
		Desktops	5	5						
		Tablets	0	0						
		Carts***	3	3						
0471 Olsen Middle	Not Started	In Process	307	0	3.4:1	IP	0	Not Started	0	0
		Stud Laptops	252	0						
		Tch Laptops	55	0						
		Desktops	0	0						
		Tablets	0	0						
		Carts***	6	0						

*Student to computer ratio standard is 3.5:1

**Wireless access point standard is 1 access point per classroom

***Carts ordered/received are not included in the total count for computer devices, since it does not effect the student count ratio.

Legend:

IP - In Process

MS - Meets Standard

N/S - Not Started

Bond Oversight Committee SMART Technology Quarterly Update
as of 12/31/2016

School / Site Name	Infrastructure Status	Computer Devices			Student to Computer Ratio*		Cat6 Count	Wireless Access Points**		
		Status	Ord	Rec	Nov 2014	Final		Status	Ord	Inst
0711 Orange Brook Elementary	Meets Std	Complete	421	421	9.1:1	1.4:1	0	Complete	22	22
		Stud Laptops	364	364						
		Tch Laptops	50	50						
		Desktops	6	6						
		Tablets	1	1						
		Carts***	0	0						
1831 Oriole Elementary	Complete	Complete	328	328	10.7:1	1.5:1	54	Complete	22	22
		Stud Laptops	273	273						
		Tch Laptops	49	49						
		Desktops	6	6						
		Tablets	0	0						
		Carts***	9	9						
3311 Palm Cove Elementary	Not Started	In Process	336	326	4.6:1	IP	0	Not Started	0	0
		Stud Laptops	269	269						
		Tch Laptops	52	52						
		Desktops	5	5						
		Tablets	10	0						
		Carts***	13	13						
1131 Palmview Elementary	Complete	Complete	599	599	14.0:1	.9:1	45	Complete	47	47
		Stud Laptops	548	548						
		Tch Laptops	40	40						
		Desktops	10	10						
		Tablets	1	1						
		Carts***	11	11						
3571 Panther Run Elementary	Complete	Complete	213	213	9.8:1	2.1:1	28	Complete	57	57
		Stud Laptops	156	156						
		Tch Laptops	46	46						
		Desktops	10	10						
		Tablets	1	1						
		Carts***	0	0						
3761 Park Lakes Elementary	In Process	Complete	633	633	4.8:1	1.4:1	0	In Process	78	0
		Stud Laptops	545	545						
		Tch Laptops	84	84						
		Desktops	4	4						
		Tablets	0	0						
		Carts***	9	9						

*Student to computer ratio standard is 3.5:1

**Wireless access point standard is 1 access point per classroom

***Carts ordered/received are not included in the total count for computer devices, since it does not effect the student count ratio.

Legend:

IP - In Process

MS - Meets Standard

N/S - Not Started

Bond Oversight Committee SMART Technology Quarterly Update
as of 12/31/2016

School / Site Name	Infrastructure Status	Computer Devices			Student to Computer Ratio*		Cat6 Count	Wireless Access Points**		
		Status	Ord	Rec	Nov 2014	Final		Status	Ord	Inst
1951 Park Ridge Elementary	Complete	Complete	216	216	8.8:1	1.8:1	47	Complete	43	43
		Stud Laptops	163	163						
		Tch Laptops	44	44						
		Desktops	9	9						
		Tablets	0	0						
		Carts***	2	2						
3171 Park Springs Elementary	Complete	Complete	462	462	11.6:1	2:1	74	Complete	74	74
		Stud Laptops	385	385						
		Tch Laptops	72	72						
		Desktops	5	5						
		Tablets	0	0						
		Carts***	0	0						
3781 Park Trails Elementary	Meets Std	Complete	867	867	15.1:1	1.3:1	57	Complete	81	81
		Stud Laptops	695	695						
		Tch Laptops	97	97						
		Desktops	15	15						
		Tablets	60	60						
		Carts***	24	24						
3631 Parkside Elementary	Complete	Complete	236	236	5.6:1	2.3:1	21	Complete	65	65
		Stud Laptops	190	190						
		Tch Laptops	45	45						
		Desktops	1	1						
		Tablets	0	0						
		Carts***	0	0						
0701 Parkway Middle	Complete	Meets Std	0	0	1.9:1	MS	0	In Process	128	128
		Stud Laptops	0	0						
		Tch Laptops	0	0						
		Desktops	0	0						
		Tablets	0	0						
		Carts***	0	0						
2071 Pasadena Lakes Elementary	Not Started	In Process	88	0	3.1:1	IP	0	Not Started	0	0
		Stud Laptops	31	0						
		Tch Laptops	55	0						
		Desktops	2	0						
		Tablets	0	0						
		Carts***	0	0						

*Student to computer ratio standard is 3.5:1

**Wireless access point standard is 1 access point per classroom

***Carts ordered/received are not included in the total count for computer devices, since it does not effect the student count ratio.

Legend:

IP - In Process

MS - Meets Standard

N/S - Not Started

Bond Oversight Committee SMART Technology Quarterly Update
as of 12/31/2016

School / Site Name	Infrastructure Status	Computer Devices			Student to Computer Ratio*		Cat6 Count	Wireless Access Points**		
		Status	Ord	Rec	Nov 2014	Final		Status	Ord	Inst
2661 Pembroke Lakes Elementary	Complete	Complete	130	130	5.1:1	2.3:1	36	Complete	42	42
		Stud Laptops	78	78						
		Tch Laptops	39	39						
		Desktops	13	13						
		Tablets	0	0						
		Carts***	0	0						
1221 Pembroke Pines Elementary	Meets Std	Complete	153	153	6.3:1	2.4:1	39	Complete	53	53
		Stud Laptops	104	104						
		Tch Laptops	46	46						
		Desktops	3	3						
		Tablets	0	0						
		Carts***	0	0						
1631 Perry, Annabel C. Elementary	Complete	Complete	246	246	6.3:1	2.3:1	56	Complete	63	63
		Stud Laptops	181	181						
		Tch Laptops	60	60						
		Desktops	5	5						
		Tablets	0	0						
		Carts***	0	0						
1011 Perry, Henry D. Middle	Not Started	In Process	71	0	3.3:1	IP	0	In Process	70	70
		Stud Laptops	0	0						
		Tch Laptops	71	0						
		Desktops	0	0						
		Tablets	0	0						
		Carts***	0	0						
0931 Peters Elementary	Meets Std	Complete	278	278	5.5:1	1.5:1	47	Complete	49	49
		Stud Laptops	232	232						
		Tch Laptops	45	45						
		Desktops	1	1						
		Tablets	0	0						
		Carts***	0	0						
0653 Pine Ridge	Meets Std	Meets Std	0	0	1.2:1	MS	0	Not Started	0	0
		Stud Laptops	0	0						
		Tch Laptops	0	0						
		Desktops	0	0						
		Tablets	0	0						
		Carts***	0	0						

*Student to computer ratio standard is 3.5:1

**Wireless access point standard is 1 access point per classroom

***Carts ordered/received are not included in the total count for computer devices, since it does not effect the student count ratio.

Legend:

IP - In Process

MS - Meets Standard

N/S - Not Started

Bond Oversight Committee SMART Technology Quarterly Update
as of 12/31/2016

School / Site Name	Infrastructure Status	Computer Devices			Student to Computer Ratio*		Cat6 Count	Wireless Access Points**		
		Status	Ord	Rec	Nov 2014	Final		Status	Ord	Inst
2861 Pines Lakes Elementary	Meets Std	Complete	264	264	7.3:1	1.6:1	48	Complete	64	64
		Stud Laptops	190	190						
		Tch Laptops	48	48						
		Desktops	6	6						
		Tablets	20	20						
		Carts***	0	0						
1881 Pines Middle	Meets Std	In Process	603	0	4.2:1	IP	0	Not Started	0	0
		Stud Laptops	467	0						
		Tch Laptops	68	0						
		Desktops	68	0						
		Tablets	0	0						
		Carts***	7	0						
2811 Pinewood Elementary	Not Started	Complete	217	217	4.2:1	1.7:1	0	Not Started	0	0
		Stud Laptops	168	168						
		Tch Laptops	44	44						
		Desktops	5	5						
		Tablets	0	0						
		Carts***	0	0						
2571 Pioneer Middle	Complete	Complete	382	382	4.8:1	1.4:1	76	Complete	4	4
		Stud Laptops	129	129						
		Tch Laptops	77	77						
		Desktops	176	176						
		Tablets	0	0						
		Carts***	4	4						
1901 Piper High	Complete	Complete	698	698	4.3:1	2.6:1	131	Complete	131	131
		Stud Laptops	494	494						
		Tch Laptops	134	134						
		Desktops	70	70						
		Tablets	0	0						
		Carts***	18	18						
0941 Plantation Elementary	Not Started	In Process	218	0	4.8:1	IP	0	Not Started	0	0
		Stud Laptops	163	0						
		Tch Laptops	50	0						
		Desktops	5	0						
		Tablets	0	0						
		Carts***	0	0						

*Student to computer ratio standard is 3.5:1

**Wireless access point standard is 1 access point per classroom

***Carts ordered/received are not included in the total count for computer devices, since it does not effect the student count ratio.

Legend:

IP - In Process

MS - Meets Standard

N/S - Not Started

Bond Oversight Committee SMART Technology Quarterly Update as of 12/31/2016

School / Site Name	Infrastructure Status	Computer Devices			Student to Computer Ratio*		Cat6 Count	Wireless Access Points**		
		Status	Ord	Rec	Nov 2014	Final		Status	Ord	Inst
1451 Plantation High	Meets Std	Complete	849	849	6.5:1	2.2:1	128	Complete	142	142
		Stud Laptops	540	540						
		Tch Laptops	74	74						
		Desktops	235	235						
		Tablets	0	0						
		Carts***	18	18						
0551 Plantation Middle	Not Started	In Process	334	0	3.4:1	IP	0	Not Started	0	0
		Stud Laptops	275	0						
		Tch Laptops	52	0						
		Desktops	7	0						
		Tablets	0	0						
		Carts***	10	0						
1251 Plantation Park Elementary	Not Started	In Process	234	0	4.0:1	IP	0	Not Started	0	0
		Stud Laptops	199	0						
		Tch Laptops	33	0						
		Desktops	2	0						
		Tablets	0	0						
		Carts***	4	0						
0751 Pompano Beach Elementary	Meets Std	Complete	380	380	19.2:1	1.1:1	44	Complete	45	45
		Stud Laptops	335	335						
		Tch Laptops	40	40						
		Desktops	5	5						
		Tablets	0	0						
		Carts***	4	4						
0185 Pompano Beach High	Complete	Complete	305	305	3.9:1	1.9:1	69	Complete	1	1
		Stud Laptops	244	244						
		Tch Laptops	60	60						
		Desktops	0	0						
		Tablets	1	1						
		Carts***	8	8						
0021 Pompano Beach Middle	Meets Std	In Process	358	0	3.7:1	IP	0	In Process	67	67
		Stud Laptops	245	0						
		Tch Laptops	88	0						
		Desktops	25	0						
		Tablets	0	0						
		Carts***	6	0						

*Student to computer ratio standard is 3.5:1

**Wireless access point standard is 1 access point per classroom

***Carts ordered/received are not included in the total count for computer devices, since it does not effect the student count ratio.

Legend:

IP - In Process

MS - Meets Standard

N/S - Not Started

Bond Oversight Committee SMART Technology Quarterly Update
as of 12/31/2016

School / Site Name	Infrastructure Status	Computer Devices			Student to Computer Ratio*		Cat6 Count	Wireless Access Points**		
		Status	Ord	Rec	Nov 2014	Final		Status	Ord	Inst
3121 Quiet Waters Elementary	Complete	Complete	380	380	8.1:1	1.8:1	0	Meets Std	0	0
		Stud Laptops	276	276						
		Tch Laptops	92	92						
		Desktops	11	11						
		Tablets	1	1						
		Carts***	0	0						
2721 Ramblewood Elementary	Complete	Complete	282	282	5.7:1	1.9:1	64	Complete	64	64
		Stud Laptops	218	218						
		Tch Laptops	59	59						
		Desktops	5	5						
		Tablets	0	0						
		Carts***	0	0						
2711 Ramblewood Middle	In Process	In Process	443	0	3.6:1	IP	0	In Process	77	0
		Stud Laptops	366	0						
		Tch Laptops	71	0						
		Desktops	6	0						
		Tablets	0	0						
		Carts***	12	0						
2121 Rickards, James S. Middle	Not Started	In Process	496	0	4.9:1	IP	0	Not Started	0	0
		Stud Laptops	429	0						
		Tch Laptops	65	0						
		Desktops	2	0						
		Tablets	0	0						
		Carts***	18	0						
2891 Riverglades Elementary	Complete	Complete	287	287	6.5:1	1.7:1	0	Meets Std	0	0
		Stud Laptops	240	240						
		Tch Laptops	46	46						
		Desktops	0	0						
		Tablets	1	1						
		Carts***	0	0						
0151 Riverland Elementary	Meets Std	In Process	305	304	5.9:1	IP	0	In Process	0	0
		Stud Laptops	250	249						
		Tch Laptops	50	50						
		Desktops	5	5						
		Tablets	0	0						
		Carts***	5	5						

*Student to computer ratio standard is 3.5:1

**Wireless access point standard is 1 access point per classroom

***Carts ordered/received are not included in the total count for computer devices, since it does not effect the student count ratio.

Legend:

IP - In Process

MS - Meets Standard

N/S - Not Started

Bond Oversight Committee SMART Technology Quarterly Update
as of 12/31/2016

School / Site Name	Infrastructure Status	Computer Devices			Student to Computer Ratio*		Cat6 Count	Wireless Access Points**		
		Status	Ord	Rec	Nov 2014	Final		Status	Ord	Inst
3031 Riverside Elementary	Complete	Complete	214	214	5.5:1	2.6:1	5	Complete	5	5
		Stud Laptops	199	199						
		Tch Laptops	14	14						
		Desktops	1	1						
		Tablets	0	0						
		Carts***	0	0						
3701 Rock Island Elementary	Meets Std	Complete	188	188	4.4:1	1.2:1	41	In Process	18	18
		Stud Laptops	137	137						
		Tch Laptops	45	45						
		Desktops	6	6						
		Tablets	0	0						
		Carts***	5	5						
1851 Royal Palm Elementary	Complete	Complete	191	191	5.1:1	2.7:1	62	Complete	63	63
		Stud Laptops	159	159						
		Tch Laptops	25	25						
		Desktops	6	6						
		Tablets	1	1						
		Carts***	0	0						
0891 Sanders Park Elementary	Meets Std	Complete	297	297	6.8:1	1.2:1	48	In Process	25	25
		Stud Laptops	245	245						
		Tch Laptops	48	48						
		Desktops	4	4						
		Tablets	0	0						
		Carts***	3	3						
3061 Sandpiper Elementary	Complete	Complete	303	303	8.0:1	1.4:1	18	Complete	65	65
		Stud Laptops	251	251						
		Tch Laptops	45	45						
		Desktops	7	7						
		Tablets	0	0						
		Carts***	0	0						
3401 Sawgrass Elementary	Complete	Complete	338	338	5.2:1	1.7:1	79	Complete	78	78
		Stud Laptops	266	266						
		Tch Laptops	64	64						
		Desktops	8	8						
		Tablets	0	0						
		Carts***	0	0						

*Student to computer ratio standard is 3.5:1

**Wireless access point standard is 1 access point per classroom

***Carts ordered/received are not included in the total count for computer devices, since it does not effect the student count ratio.

Legend:

IP - In Process

MS - Meets Standard

N/S - Not Started

Bond Oversight Committee SMART Technology Quarterly Update
as of 12/31/2016

School / Site Name	Infrastructure Status	Computer Devices			Student to Computer Ratio*		Cat6 Count	Wireless Access Points**		
		Status	Ord	Rec	Nov 2014	Final		Status	Ord	Inst
3431 Sawgrass Springs Middle	Complete	Complete	433	433	3.8:1	1.9:1	42	Complete	82	82
		Stud Laptops	361	361						
		Tch Laptops	72	72						
		Desktops	0	0						
		Tablets	0	0						
		Carts***	17	17						
2871 Sea Castle Elementary	Not Started	In Process	420	0	6.0:1	IP	0	Not Started	0	0
		Stud Laptops	356	0						
		Tch Laptops	64	0						
		Desktops	0	0						
		Tablets	0	0						
		Carts***	7	0						
0601 Seagull Center	In Process	Meets Std	0	0	2.0:1	MS	0	In Process	38	0
		Stud Laptops	0	0						
		Tch Laptops	0	0						
		Desktops	0	0						
		Tablets	0	0						
		Carts***	0	0						
1891 Seminole Middle	Not Started	In Process	496	0	4.2:1	IP	0	Not Started	0	0
		Stud Laptops	421	0						
		Tch Laptops	75	0						
		Desktops	0	0						
		Tablets	0	0						
		Carts***	17	0						
1811 Sheridan Hills Elementary	Meets Std	In Process	273	0	4.3:1	IP	0	Not Started	0	0
		Stud Laptops	227	0						
		Tch Laptops	45	0						
		Desktops	1	0						
		Tablets	0	0						
		Carts***	8	0						
1321 Sheridan Park Elementary	Complete	Complete	309	309	8.9:1	1.7:1	56	Complete	56	56
		Stud Laptops	251	251						
		Tch Laptops	55	55						
		Desktops	3	3						
		Tablets	0	0						
		Carts***	0	0						

*Student to computer ratio standard is 3.5:1

**Wireless access point standard is 1 access point per classroom

***Carts ordered/received are not included in the total count for computer devices, since it does not effect the student count ratio.

Legend:

IP - In Process

MS - Meets Standard

N/S - Not Started

Bond Oversight Committee SMART Technology Quarterly Update
as of 12/31/2016

School / Site Name	Infrastructure Status	Computer Devices			Student to Computer Ratio*		Cat6 Count	Wireless Access Points**		
		Status	Ord	Rec	Nov 2014	Final		Status	Ord	Inst
0422 Sheridan Tech High @ Sunset Learning	Meets Std	Meets Std	0	0	MS	MS	30	Complete	38	38
		Stud Laptops	0	0						
		Tch Laptops	0	0						
		Desktops	0	0						
		Tablets	0	0						
		Carts***	0	0						
1051 Sheridan Technical College	Complete	Meets Std	0	0	0.0:1	MS	82	Complete	94	94
		Stud Laptops	0	0						
		Tch Laptops	0	0						
		Desktops	0	0						
		Tablets	0	0						
		Carts***	0	0						
3371 Silver Lakes Elementary	Complete	Complete	260	260	34.1:1	1.4:1	59	Complete	59	59
		Stud Laptops	202	202						
		Tch Laptops	45	45						
		Desktops	3	3						
		Tablets	10	10						
		Carts***	1	1						
2971 Silver Lakes Middle	In Process	Complete	71	71	3.3:1	1.7:1	0	In Process	22	0
		Stud Laptops	0	0						
		Tch Laptops	57	57						
		Desktops	14	14						
		Tablets	0	0						
		Carts***	0	0						
3491 Silver Palms Elementary	Complete	Complete	306	306	23.0:1	1.7:1	0	Meets Std	0	0
		Stud Laptops	248	248						
		Tch Laptops	44	44						
		Desktops	14	14						
		Tablets	0	0						
		Carts***	4	4						
3081 Silver Ridge Elementary	Complete	Complete	420	420	8.3:1	1.4:1	43	Complete	71	71
		Stud Laptops	299	299						
		Tch Laptops	80	80						
		Desktops	40	40						
		Tablets	1	1						
		Carts***	0	0						

*Student to computer ratio standard is 3.5:1

**Wireless access point standard is 1 access point per classroom

***Carts ordered/received are not included in the total count for computer devices, since it does not effect the student count ratio.

Legend:

IP - In Process

MS - Meets Standard

N/S - Not Started

Bond Oversight Committee SMART Technology Quarterly Update as of 12/31/2016

School / Site Name	Infrastructure Status	Computer Devices			Student to Computer Ratio*		Cat6 Count	Wireless Access Points**		
		Status	Ord	Rec	Nov 2014	Final		Status	Ord	Inst
3581 Silver Shores Elementary	Not Started	In Process	200	200	4.7:1	IP	0	Not Started	0	0
		Stud Laptops	155	155						
		Tch Laptops	45	45						
		Desktops	0	0						
		Tablets	0	0						
		Carts***	0	0						
3331 Silver Trail Middle	Complete	Complete	547	547	5.3:1	2:1	36	Complete	106	106
		Stud Laptops	461	461						
		Tch Laptops	85	85						
		Desktops	0	0						
		Tablets	1	1						
		Carts***	13	13						
0171 South Broward High	Meets Std	In Process	1,089	0	4.9:1	IP	0	Not Started	0	0
		Stud Laptops	815	0						
		Tch Laptops	119	0						
		Desktops	155	0						
		Tablets	0	0						
		Carts***	0	0						
2351 South Plantation High	Complete	Complete	844	844	5.9:1	1.8:1	113	Complete	143	143
		Stud Laptops	476	476						
		Tch Laptops	226	226						
		Desktops	142	142						
		Tablets	0	0						
		Carts***	9	9						
0921 Stephen Foster Elementary	Meets Std	Complete	57	57	2.6:1	3.1:1	0	Not Started	0	0
		Stud Laptops	2	2						
		Tch Laptops	51	51						
		Desktops	4	4						
		Tablets	0	0						
		Carts***	0	0						
0691 Stirling Elementary	Meets Std	Complete	313	313	12.7:1	1.3:1	52	Complete	54	54
		Stud Laptops	261	261						
		Tch Laptops	49	49						
		Desktops	3	3						
		Tablets	0	0						
		Carts***	0	0						

*Student to computer ratio standard is 3.5:1

**Wireless access point standard is 1 access point per classroom

***Carts ordered/received are not included in the total count for computer devices, since it does not effect the student count ratio.

Legend:

IP - In Process

MS - Meets Standard

N/S - Not Started

Bond Oversight Committee SMART Technology Quarterly Update
as of 12/31/2016

School / Site Name	Infrastructure Status	Computer Devices			Student to Computer Ratio*		Cat6 Count	Wireless Access Points**		
		Status	Ord	Rec	Nov 2014	Final		Status	Ord	Inst
3011 Stoneman Douglas High	Complete	Complete	1,504	1,504	8.1:1	1.7:1	66	Complete	1	1
		Stud Laptops	1245	1245						
		Tch Laptops	153	153						
		Desktops	106	106						
		Tablets	0	0						
		Carts***	17	17						
0211 Stranahan High	Complete	Complete	723	723	4.6:1	1.6:1	133	Complete	129	129
		Stud Laptops	562	562						
		Tch Laptops	81	81						
		Desktops	80	80						
		Tablets	0	0						
		Carts***	10	10						
0611 Sunland Park Elementary	Meets Std	Complete	32	32	2.7:1	3.2:1	44	In Process	17	17
		Stud Laptops	0	0						
		Tch Laptops	32	32						
		Desktops	0	0						
		Tablets	0	0						
		Carts***	0	0						
0251 Sunrise Middle	Meets Std	In Process	429	0	3.3:1	IP	0	Not Started	0	0
		Stud Laptops	341	0						
		Tch Laptops	79	0						
		Desktops	9	0						
		Tablets	0	0						
		Carts***	12	0						
3661 Sunset Lakes Elementary	Meets Std	Complete	549	549	10.6:1	1.3:1	55	Complete	82	82
		Stud Laptops	484	484						
		Tch Laptops	57	57						
		Desktops	8	8						
		Tablets	0	0						
		Carts***	8	8						
1171 Sunshine Elementary	Meets Std	Complete	335	335	11.1:1	1.6:1	54	Complete	58	58
		Stud Laptops	260	260						
		Tch Laptops	47	47						
		Desktops	28	28						
		Tablets	0	0						
		Carts***	0	0						

*Student to computer ratio standard is 3.5:1

**Wireless access point standard is 1 access point per classroom

***Carts ordered/received are not included in the total count for computer devices, since it does not effect the student count ratio.

Legend:

IP - In Process

MS - Meets Standard

N/S - Not Started

Bond Oversight Committee SMART Technology Quarterly Update
as of 12/31/2016

School / Site Name	Infrastructure Status	Computer Devices			Student to Computer Ratio*		Cat6 Count	Wireless Access Points**		
		Status	Ord	Rec	Nov 2014	Final		Status	Ord	Inst
2621 Tamarac Elementary	Complete	Complete	505	505	11.4:1	1.4:1	88	Complete	88	88
		Stud Laptops	426	426						
		Tch Laptops	75	75						
		Desktops	4	4						
		Tablets	0	0						
		Carts***	0	0						
2751 Taravella, J.P. High	Complete	Complete	1,295	1,295	7.4:1	1.8:1	147	Complete	184	184
		Stud Laptops	981	981						
		Tch Laptops	168	168						
		Desktops	146	146						
		Tablets	0	0						
		Carts***	33	33						
0571 Tedder Elementary	Meets Std	Complete	254	254	3.3:1	1.6:1	0	In Process	22	22
		Stud Laptops	218	218						
		Tch Laptops	36	36						
		Desktops	0	0						
		Tablets	0	0						
		Carts***	0	0						
3151 Tequesta Trace Middle	Not Started	Complete	471	471	3.5:1	1.2:1	0	Not Started	0	0
		Stud Laptops	362	362						
		Tch Laptops	86	86						
		Desktops	23	23						
		Tablets	0	0						
		Carts***	8	8						
1021 The Quest Center	Meets Std	Complete	28	28	3.9:1	.9:1	0	Not Started	0	0
		Stud Laptops	0	0						
		Tch Laptops	10	10						
		Desktops	18	18						
		Tablets	0	0						
		Carts***	0	0						
3291 Thurgood Marshall Elementary	Meets Std	Complete	282	282	5.2:1	1.1:1	3	Complete	4	4
		Stud Laptops	242	242						
		Tch Laptops	40	40						
		Desktops	0	0						
		Tablets	0	0						
		Carts***	0	0						

*Student to computer ratio standard is 3.5:1

**Wireless access point standard is 1 access point per classroom

***Carts ordered/received are not included in the total count for computer devices, since it does not effect the student count ratio.

Legend:

IP - In Process

MS - Meets Standard

N/S - Not Started

Bond Oversight Committee SMART Technology Quarterly Update
as of 12/31/2016

School / Site Name	Infrastructure Status	Computer Devices			Student to Computer Ratio*		Cat6 Count	Wireless Access Points**		
		Status	Ord	Rec	Nov 2014	Final		Status	Ord	Inst
3481 Tradewinds Elementary	Complete	Complete	536	536	8.3:1	2.1:1	56	Complete	91	91
		Stud Laptops	432	432						
		Tch Laptops	93	93						
		Desktops	11	11						
		Tablets	0	0						
		Carts***	0	0						
0731 Tropical Elementary	Not Started	In Process	332	0	4.7:1	IP	0	Not Started	0	0
		Stud Laptops	266	0						
		Tch Laptops	66	0						
		Desktops	0	0						
		Tablets	0	0						
		Carts***	0	0						
1621 Village Elementary	Meets Std	Complete	321	321	8.2:1	1.9:1	53	Complete	28	28
		Stud Laptops	262	262						
		Tch Laptops	55	55						
		Desktops	3	3						
		Tablets	1	1						
		Carts***	0	0						
0321 Walker Elementary	Meets Std	Complete	141	141	3.4:1	2.9:1	72	Complete	36	36
		Stud Laptops	140	140						
		Tch Laptops	0	0						
		Desktops	1	1						
		Tablets	0	0						
		Carts***	4	4						
0511 Watkins Elementary	Meets Std	Complete	288	288	8.2:1	1.3:1	55	Complete	24	24
		Stud Laptops	255	255						
		Tch Laptops	19	19						
		Desktops	4	4						
		Tablets	10	10						
		Carts***	1	1						
2881 Welleby Elementary	Complete	Complete	308	308	5.4:1	1.7:1	57	Complete	63	63
		Stud Laptops	266	266						
		Tch Laptops	40	40						
		Desktops	2	2						
		Tablets	0	0						
		Carts***	0	0						

*Student to computer ratio standard is 3.5:1

**Wireless access point standard is 1 access point per classroom

***Carts ordered/received are not included in the total count for computer devices, since it does not effect the student count ratio.

Legend:

IP - In Process

MS - Meets Standard

N/S - Not Started

Bond Oversight Committee SMART Technology Quarterly Update as of 12/31/2016

School / Site Name	Infrastructure Status	Computer Devices			Student to Computer Ratio*		Cat6 Count	Wireless Access Points**		
		Status	Ord	Rec	Nov 2014	Final		Status	Ord	Inst
3971 West Broward High	Meets Std	Complete	773	773	7.4:1	2.3:1	101	Complete	145	145
		Stud Laptops	391	391						
		Tch Laptops	140	140						
		Desktops	242	242						
		Tablets	0	0						
		Carts***	15	15						
0161 West Hollywood Elementary	Meets Std	In Process	413	0	6.2:1	IP	0	Not Started	0	0
		Stud Laptops	378	0						
		Tch Laptops	33	0						
		Desktops	2	0						
		Tablets	0	0						
		Carts***	10	0						
2681 Westchester Elementary	Complete	Complete	309	309	5.2:1	2.5:1	74	Complete	79	79
		Stud Laptops	241	241						
		Tch Laptops	68	68						
		Desktops	0	0						
		Tablets	0	0						
		Carts***	0	0						
2831 Western High	Complete	Complete	958	958	5.2:1	1.7:1	139	Complete	192	192
		Stud Laptops	486	486						
		Tch Laptops	179	179						
		Desktops	282	282						
		Tablets	11	11						
		Carts***	3	3						
3871 Westglades Middle	Not Started	In Process	758	758	4.6:1	IP	0	Not Started	0	0
		Stud Laptops	647	647						
		Tch Laptops	95	95						
		Desktops	16	16						
		Tablets	0	0						
		Carts***	25	25						
2052 Westpine Middle	Not Started	In Process	611	0	4.6:1	IP	0	Not Started	0	0
		Stud Laptops	491	0						
		Tch Laptops	63	0						
		Desktops	55	0						
		Tablets	2	0						
		Carts***	8	0						

*Student to computer ratio standard is 3.5:1

**Wireless access point standard is 1 access point per classroom

***Carts ordered/received are not included in the total count for computer devices, since it does not effect the student count ratio.

Legend:

IP - In Process

MS - Meets Standard

N/S - Not Started

Bond Oversight Committee SMART Technology Quarterly Update
as of 12/31/2016

School / Site Name	Infrastructure Status	Computer Devices			Student to Computer Ratio*		Cat6 Count	Wireless Access Points**		
		Status	Ord	Rec	Nov 2014	Final		Status	Ord	Inst
0631 Westwood Heights Elementary	Meets Std	Complete	202	202	4.0:1	1.4:1	56	In Process	25	25
		Stud Laptops	157	157						
		Tch Laptops	42	42						
		Desktops	3	3						
		Tablets	0	0						
		Carts***	0	0						
0452 Whiddon Rogers	In Process	Complete	67	67	2.2:1	2.6:1	0	In Process	70	0
		Stud Laptops	1	1						
		Tch Laptops	35	35						
		Desktops	31	31						
		Tablets	0	0						
		Carts***	0	0						
1752 Whispering Pines	Meets Std	Meets Std	0	0	1.7:1	MS	0	Not Started	0	0
		Stud Laptops	0	0						
		Tch Laptops	0	0						
		Desktops	0	0						
		Tablets	0	0						
		Carts***	0	0						
0191 Wilton Manors Elementary	Meets Std	Complete	222	222	7.5:1	1.9:1	0	Meets Std	0	0
		Stud Laptops	160	160						
		Tch Laptops	49	49						
		Desktops	13	13						
		Tablets	0	0						
		Carts***	0	0						
0991 Wingate Oaks	In Process	Complete	13	13	2.7:1	1.1:1	0	In Process	48	0
		Stud Laptops	1	1						
		Tch Laptops	11	11						
		Desktops	1	1						
		Tablets	0	0						
		Carts***	0	0						
3091 Winston Park Elementary	Complete	Complete	669	669	22.6:1	1.7:1	76	Complete	76	76
		Stud Laptops	586	586						
		Tch Laptops	74	74						
		Desktops	9	9						
		Tablets	0	0						
		Carts***	0	0						

*Student to computer ratio standard is 3.5:1

**Wireless access point standard is 1 access point per classroom

***Carts ordered/received are not included in the total count for computer devices, since it does not effect the student count ratio.

Legend:

IP - In Process

MS - Meets Standard

N/S - Not Started

Bond Oversight Committee SMART Technology Quarterly Update
as of 12/31/2016

School / Site Name	Infrastructure Status	Computer Devices			Student to Computer Ratio*		Cat6 Count	Wireless Access Points**		
		Status	Ord	Rec	Nov 2014	Final		Status	Ord	Inst
3321 Young, Virginia Shuman Elementary	Not Started	In Process	388	0	4.6:1	IP	0	Not Started	0	0
		Stud Laptops	326	0						
		Tch Laptops	51	0						
		Desktops	5	0						
		Tablets	6	0						
		Carts***	4	0						
3001 Young, Walter C. Middle	Not Started	In Process	654	0	4.4:1	IP	0	Not Started	0	0
		Stud Laptops	588	0						
		Tch Laptops	62	0						
		Desktops	0	0						
		Tablets	4	0						
		Carts***	0	0						

School / Site Total:	230	Computer Devices Total:	83,359	67,808	Wireless Access Points:	9,904	9,376
					Count		
					Total CAT6 Wiring:	8,590	

*Student to computer ratio standard is 3.5:1

**Wireless access point standard is 1 access point per classroom

***Carts ordered/received are not included in the total count for computer devices, since it does not effect the student count ratio.

Legend:

IP - In Process

MS - Meets Standard

N/S - Not Started

SMART Core Infrastructure Upgrades BOC FY2016-2017- 2nd QTR Ended 12-31-2016

Since the initiation of the SMART project, Technical Support Services has undertaken work in five areas of core infrastructure operation. These areas include the replacement and/or implementation of systems that provide improved network security perimeter defense and traffic management, load balancing of Internet and internal network traffic, IP address management and Domain Name Systems (DNS) operations, core network capacity and speed, and back-up and recovery. In every case, the work done was driven by greatly increased demand for network capacity and reliability that results from the:

- shift from print to digital instructional resources – including increased use of “rich media” (video, audio, advanced graphics, animation, interactivity)
- increased reliance on online assessments
- move toward personalization of instruction: more modern computers and the move toward to 1:1 computing
- increasing use of cloud-based resources (Office 365, LMS, etc)
- heightened concern for IT security and privacy protection
- enhancements to business continuity and disaster recovery solutions

The impact of the dynamics noted above can be seen in the fact that in the District's demand for Internet bandwidth is four times the 2013 level, the number of wirelessly connected devices has doubled over the same period, and the District's network now provides connectivity to over 235,000 unique devices each day (including all of the District's wired and wireless computers, printers, VoIP phones, and BYOD devices in the hands of staff and students).

<u>Project</u>	<u>Description</u>	<u>SMART Encumbrance / Expenditure</u>
<u>Perimeter Defense and Traffic Management</u>	Funds were spent to implement a new “Next Generation Firewall” (NGFW) at the District's Internet perimeter. As a part of that project, the previous system was repositioned to serve as an internal firewall between the Data Center (and its critical systems) and the rest of the District's internal network. The Next Generation Firewall, in addition to securing the perimeter, provides content filtering, applications control, and traffic analysis and reporting; all at vastly increased speeds and capacity levels.	\$1,519,323.14
Load Balancing systems	Funds were spent on systems that manage and balance the traffic pattern and load distribution of the District's two connections to the Internet at higher	\$564,591.02

	speeds and at with greater capacity. This project included as a part of its design strategy the load balancing of the District's web based application services.	
Core Network Services	Expenditures were made to improve advanced network services including DNS, DHCP & IPAM. Expenditures in this area were done to improve the reliability of critical network system services and speed while further enhancing IP security and reporting.	\$805,556.00
Core Network Speed and Capacity	Investments were made in the network switching fabric of the network core and the District's Data Center. In addition to providing four-fold increased speed and capacity, the new network infrastructure supports the implementation of advanced "software defined networking".	\$836,056.04
Data-Center Tape Drive Virtualization	A project to replace the District's out-of-service tape back-up system with a Virtual Tape Back-up solution was implemented. This allows for the expedited recovery of a number of systems in the event of an emergency and propositions critical data at the District's off-site disaster recovery location out of state.	\$393,593.00
Voice Contact Center	A project to replace the existing ACD (Automatic Call Distribution) system that distributes incoming calls to specific groups or agents. This new system will be integrated to our current voice application system.	\$197,124.57
DR Storage	A project to relocate and build storage for our offsite DR, hosted in our remote COLO facility.	\$171,661.14
ERP Disk Replacement	A project to replace disk storage that supports our ERP system and was no longer going to be supported by the manufacturer.	\$212,880.90
Content Filter	Implementation of enhanced content filter for classroom teachers to share content like YouTube videos, blogs, etc., while securing inappropriate content and ensuring CIPA compliance.	\$1,354,140.86

Firewall Internet Capacity	Project to build capacity to match school internet utilization in order to provide support and protection.	\$740,465.68
TOTAL		\$6795,392.35

Additionally, SMART investment projects are scheduled to achieve the following outcomes:

- Meet growing network bandwidth requirements and increase network reliability
- Improve network traffic management and reporting
- Enhance IT security and identity management systems
- Increase systems storage capacity
- Expand and refresh the District's virtualized server environment
- Extend and enhance core telecommunications routing and application systems



Section 2

Technology Charter SCHOOLS

Tony Hunter, Chief Information Officer

Bond Oversight Committee SMART Technology Quarterly Update
Charter Schools
as of 12/31/2016

School Name	Status	Desktops		Student Laptops		Teacher Laptops		Tablets		Digital Classrooms		Accessories & Peripherals		Cart/Tray	
		Ord	Rec	Ord	Rec	Ord	Rec	Ord	Rec	Ord	Rec	Ord	Rec	Ord	Rec
5410 Ben Gamla	Completed	0	0	0	0	82	82	97	97	28	28	3	3	11	11
5001 Ben Gamla Charter School North Broward	Completed	0	0	0	0	21	21	0	0	2	2	63	63	0	0
5392 Ben Gamla Charter School South Broward	Completed	80	80	50	50	10	10	0	0	6	6	111	111	0	0
5403 Broward Community Charter West	Completed	0	0	72	72	21	21	0	0	13	13	5	5	3	3
5041 Central Charter School	Completed	5	5	150	150	17	17	95	95	84	84	136	136	5	5
5422 Championship Academy of Distinction at Davie	Completed	0	0	360	360	2	2	0	0	1	1	13	13	12	12
5361 Championship Academy of Distinction at Hollywood	Completed	0	0	240	240	3	3	0	0	0	0	2	2	8	8
5031 Charter School of Excellence	Completed	23	23	90	90	10	10	2	2	13	13	41	41	2	2
5271 Charter School of Excellence at Davie	Completed	33	33	35	35	10	10	0	0	14	14	4	4	2	2
5026 Charter School of Excellence at Davie 2	Completed	4	4	0	0	1	1	1	1	2	2	52	52	0	0
5394 Charter School of Excellence Fort Lauderdale 2	Completed	4	4	0	0	1	1	0	0	3	3	7	7	1	1
5201 Charter School of Excellence Tamarac 1 Campus	Completed	36	36	140	140	12	12	1	1	20	20	20	20	5	5
5291 Charter School of Excellence Tamarac 2 Campus	Completed	5	5	0	0	1	1	0	0	2	2	65	65	0	0
5091 City of Coral Springs	Completed	34	34	330	330	0	0	200	200	37	37	17	17	17	17
5051 City of Pembroke Pines East	Completed	0	0	504	504	136	136	256	256	75	75	1	1	26	26
5121 City of Pembroke Pines High	Completed	136	136	550	550	123	123	61	61	116	116	2	2	21	21
5081 City of Pembroke Pines Middle West	Completed	0	0	422	422	101	101	95	95	50	50	2	2	17	17
5412 Discovery Middle Charter School	Completed	0	0	44	44	7	7	0	0	4	4	47	47	0	0
5355 Eagles' Nest Elementary Charter School	Completed	40	40	25	25	9	9	0	0	4	4	24	24	1	1

Bond Oversight Committee SMART Technology Quarterly Update
Charter Schools
as of 12/31/2016

School Name	Status	Desktops		Student Laptops		Teacher Laptops		Tablets		Digital Classrooms		Accessories & Peripherals		Cart/Tray	
		Ord	Rec	Ord	Rec	Ord	Rec	Ord	Rec	Ord	Rec	Ord	Rec	Ord	Rec
5356 Eagles' Nest Middle Charter School	Completed	0	0	0	0	4	4	0	0	9	9	10	10	0	0
5393 Excelsior Charter of Broward	Completed	45	45	0	0	18	18	1	1	5	5	26	26	0	0
5012 Franklin Academy A	Completed	62	62	270	270	86	86	35	35	10	10	2	2	10	10
5010 Franklin Academy B	Completed	0	0	78	78	0	0	0	0	0	0	36	36	3	3
5418 Henry McNeal Turner Learning Academy	Completed	10	10	3	3	3	3	16	16	0	0	44	44	1	1
5325 Hollywood Academy of Arts and Science Elementary	Completed	0	0	0	0	0	0	142	142	48	48	25	25	5	5
5362 Hollywood Academy of Arts and Science Middle	Completed	0	0	0	0	0	0	77	77	20	20	30	30	2	2
5111 Imagine Charter School at Weston	Completed	0	0	243	243	0	0	83	83	63	63	2	2	11	11
5171 Imagine Elementary at North Lauderdale Charter School	Completed	0	0	240	240	0	0	40	40	29	29	14	14	9	9
5024 Imagine Schools at Broward	Completed	1	1	277	277	20	20	151	151	25	25	17	17	13	13
5409 Kidz Choice Charter	Completed	0	0	0	0	0	0	49	49	3	3	23	23	1	1
5481 Mavericks High of Central Broward County	Completed	26	26	0	0	22	22	10	10	18	18	200	200	5	5
5009 Mavericks High School of North Broward	Completed	49	49	0	0	16	16	50	50	10	10	39	39	3	3
5161 North Broward Academy of Excellence Elementary	Completed	0	0	0	0	0	0	140	140	26	26	34	34	3	3
5371 North Broward Academy of Excellence Middle	Completed	2	2	0	0	0	0	50	50	15	15	53	53	1	1
5381 Paragon Academy of Technology	Completed	1	1	34	34	8	8	0	0	3	3	8	8	1	1
5372 Pathways Academy Charter School	Completed	0	0	0	0	0	0	6	6	38	38	9	9	0	0
5322 Pivot Charter School	Completed	25	25	0	0	10	10	4	4	31	31	50	50	0	0
5014 Renaissance Charter Middle School at Pines (new school)	Completed	7	7	0	0	0	0	126	126	1	1	122	122	4	4

Bond Oversight Committee SMART Technology Quarterly Update
Charter Schools
as of 12/31/2016

School Name	Status	Desktops		Student Laptops		Teacher Laptops		Tablets		Digital Classrooms		Accessories & Peripherals		Cart/Tray	
		Ord	Rec	Ord	Rec	Ord	Rec	Ord	Rec	Ord	Rec	Ord	Rec	Ord	Rec
5023 Renaissance Charter School of Plantation	Completed	0	0	0	0	0	0	104	104	53	53	9	9	2	2
5049 Renaissance Charter School at Cooper City	Completed	0	0	0	0	0	0	28	28	72	72	1	1	0	0
5048 Renaissance Charter School at University	Completed	0	0	0	0	0	0	60	60	86	86	85	85	2	2
5020 Renaissance Charter School of Coral Springs	Completed	38	38	0	0	0	0	220	220	65	65	140	140	6	6
5710 Renaissance Charter Schools at Pines (new school)	Completed	5	5	0	0	0	0	130	130	35	35	5	5	4	4
5420 RISE Academy School of Science and Technology	Completed	27	27	0	0	43	43	8	8	5	5	39	39	0	0
5396 Somerset Academy Charter Conservatory High	Completed	3	3	1	1	36	36	0	0	1	1	18	18	1	1
5007 Somerset Academy Charter High School Miramar Campus	Completed	0	0	97	97	0	0	93	93	2	2	21	21	12	12
5405 Somerset Academy Charter School Miramar	Completed	145	145	120	120	28	28	0	0	0	0	29	29	4	4
5211 Somerset Academy Davie Charter School	Completed	0	0	56	56	0	0	0	0	6	6	24	24	2	2
5391 Somerset Academy East Preparatory	Completed	0	0	0	0	92	92	23	23	2	2	0	0	2	2
5141 Somerset Academy Elementary	Completed	222	222	0	0	63	63	10	10	47	47	121	121	3	3
5221 Somerset Academy High	Completed	170	170	3	3	116	116	30	30	38	38	396	396	5	5
5387 Somerset Academy Hollywood	Completed	0	0	0	0	20	20	0	0	1	1	2	2	0	0
5419 Somerset Academy Hollywood Middle School	Completed	0	0	0	0	0	0	7	7	0	0	16	16	1	1
5151 Somerset Academy Middle	Completed	138	138	2	2	107	107	0	0	25	25	4	4	3	3
5406 Somerset Academy Miramar Middle	Completed	108	108	25	25	19	19	60	60	0	0	46	46	2	2
5021 Somerset Academy Neighborhood	Completed	0	0	131	131	0	0	231	231	3	3	76	76	27	27
5388 Somerset Academy Pompano	Completed	10	10	0	0	4	4	41	41	5	5	86	86	3	3

Bond Oversight Committee SMART Technology Quarterly Update
Charter Schools
as of 12/31/2016

School Name	Status	Desktops		Student Laptops		Teacher Laptops		Tablets		Digital Classrooms		Accessories & Peripherals		Cart/Tray	
		Ord	Rec	Ord	Rec	Ord	Rec	Ord	Rec	Ord	Rec	Ord	Rec	Ord	Rec
5413 Somerset Academy Pompano Middle	Completed	0	0	0	0	0	0	14	14	0	0	17	17	0	0
5002 Somerset Academy Village Charter Middle School	Completed	13	13	0	0	0	0	22	22	5	5	98	98	2	2
5003 Somerset Charter Academy @ North Lauderdale	Completed	4	4	240	240	78	78	0	0	1	1	36	36	8	8
5054 Somerset Miramar South	Completed	7	7	40	40	6	6	0	0	0	0	13	13	2	2
5030 Somerset Pines Academy	Completed	17	17	110	110	8	8	94	94	4	4	34	34	4	4
5006 Somerset Prep Charter High Broward Campus	Completed	61	61	0	0	0	0	5	5	2	2	328	328	2	2
5441 Somerset Preparatory Charter Middle School	Completed	0	0	104	104	0	0	131	131	0	0	228	228	16	16
5004 Somerset Village Academy	Completed	61	61	0	0	16	16	0	0	0	0	4	4	0	0
5060 SunEd High School	Completed	21	21	0	0	8	8	0	0	44	44	137	137	0	0
5400 Sunshine Elementary	Completed	34	34	0	0	19	19	0	0	17	17	22	22	0	0

Total Schools: 67	Totals:	Desktops		Student Laptops		Teacher Laptops		Tablets		Digital Classrooms		Accessories & Peripherals		Cart/Tray	
		Ord	Rec	Ord	Rec	Ord	Rec	Ord	Rec	Ord	Rec	Ord	Rec	Ord	Rec
		1,712	1,712	5,086	5,086	1,417	1,417	3,099	3,099	1,347	1,347	3,394	3,394	316	316





Section 3

Music & Art Equipment

Daniel Gohl, Chief Academic Officer

**SMART Program
Music Equipment Deployment
Quarter Ending December 31, 2016**

SMART Program Music Fund Escalation

Subsequent to the second quarter of fiscal year 2017, the School Board approved the escalation of the SMART Program funds for music instruments and equipment at the January 18, 2017 Board Meeting. This escalation allows the schools who were originally scheduled to receive their funds in years 4 and 5 access to music equipment funds this year. All schools have been provided with the revised ordering schedule, presented below, which will allow all school orders to be placed by March 2017.

Level	Bond Year	Status/Process
High School	3	Order Requests due to Applied Learning Due by November 15, 2016 Applied Learning Enters Orders by December 23, 2016
High School	4	Order Requests Due to Applied Learning by February 3, 2017
High School	5	Order Requests Due to Applied Learning by February 24, 2017
Middle School	3	Order Requests Due to Applied Learning Due by November 15, 2016 Applied Learning Enters Orders by December 23, 2016
Middle School	4	Order Requests Due to Applied Learning by February 3, 2017
Middle School	5	Order Requests Due to Applied Learning: February 24, 2017
Elementary School	1	Principal Enters Order into BCPS Ordering System by December 21, 2016
Elementary School	2	Principal Enters Order into BCPS Ordering System by February 3, 2017
Elementary School	3	Principal Enters Order into BCPS Ordering System by February 10, 2017
Elementary School	4	Gap Analysis Due February 3, 2017; Priority Due February 24, 2017: Principal Enters Order into BCPS Ordering System by March 10, 2017
Elementary School	5	Gap Analysis February 3, 2017; Priority Due February 24, 2017; Principal Enters Order into BCPS Ordering System by March 10, 2017

Ordering to Date

All traditional secondary schools with music programs in years' 1, 2 and 3 of the SMART Program schedule have processed their orders, as well as all year 1 elementary schools. The financial impact of the SMART Program Music allocation is \$2.3 million for this quarter.

Process for Ordering**Gap Analysis: (Secondary)**

Each middle and high school for year 4 and year 5 has been asked to provide data that will determine the status of their school's musical equipment needs. This data is compared to the District's "Basic Equipment List". The basic equipment is defined as the minimum type and quantity of musical equipment that a school should possess to offer core music courses. The Gap Analysis determines the areas of greatest need for each school as well as whether each school is operating within minimum standards. Schools work with the music office to determine a "priority list" of musical equipment based on their Gap Analysis.

Gap Analysis: (Elementary and Centers)

GAP Analysis data is currently being received and priority lists for ordering are being developed according to the newly revised ordering schedule resulting from the approval of the SMART Program Music Fund Escalation.

New Ordering Process: (Elementary and Centers)

Because of the considerable variety, types and quantities of musical equipment required for elementary music curriculum, an electronic selection and ordering tool has been developed to make the selection process for schools more efficient as well as speed up the overall time needed for general deployment. This tool is generally patterned after the ordering process used for Technology and involves collaboration among the departments of Applied Learning, Capital Budget and Information & Technology.

Music Equipment Program Program Years 1 - 3

Location Name	Program Year	Music Orders Processed	Orders Received and Expensed	Music Dept Status (See Legend)
Apollo Middle School	1	100.0%	90.2%	Closing Out
Atlantic West Elementary School	2	In Process		
Bair Middle School	1	100.0%	88.2%	Closing Out
Banyan Elementary School	3	Not Started		
Bayview Elementary School	1	86.3%	4.8%	In Process
Bennett Elementary School	1	In Process		
Bethune, Mary M. Elementary School	2	Gap Analysis & Priority Initiated		
Bright Horizons Center	2	Gap Analysis & Priority Initiated		
Broadview Elementary School	1	In Process		
Broward Estates Elementary School	1	No Program		
Capital Reserves (District-Wide)	1	N/A		
Central Park Elementary School	2	In Process		
Charles Drew Family Resource Center	3	Not Started		
Coconut Creek Elementary School	2	In Process		
Coconut Creek Senior High School	2	100.0%	34.0%	Ordering
Collins Elementary School	3	Not Started		
Cooper City Elementary School	2	Gap Analysis & Priority Initiated		
Cooper City Senior High School	2	100.0%	76.4%	Closing Out
Coral Park Elementary School	2	In Process		
Coral Springs Middle School	1	100.0%	100.0%	Closed
Cresthaven Elementary School	1	In Process		
Croissant Park Elementary School	1	26.6%	0%	Ordering
Cross Creek School	2	Gap Analysis & Priority Initiated		
Cypress Elementary School	1	In Process		
Cypress Run Education Center	2	Gap Analysis & Priority Initiated		
Dandy, William Middle School	2	100.0%	76.4%	Closing Out
Dave Thomas Education Center	2	On Hold - No School?		
Dave Thomas Education Center-West	2	Gap Analysis & Priority Initiated		
Davie Elementary School	2	Gap Analysis & Priority Initiated		
Deerfield Beach Elementary School	1	Gap Analysis & Priority Initiated		
Deerfield Park Elementary School	1	In Process		
Dillard 6-12 School	1	100.0%	100.0%	Closed
Dillard Elementary School	1	In Process		
Discovery Elementary School	3	Not Started		
Drew, Charles Elementary School	1	In Process		
Driftwood Elementary School	2	In Process		
Driftwood Middle School	1	100.0%	99.6%	Closing Out
Eagle Point Elementary School	1	In Process		

Location Name	Program Year	Music Orders Processed	Orders Received and Expensed	Music Dept Status (See Legend)
Ely, Blanche Senior High School	1	100.0%	100.0%	Closed
Embassy Creek Elementary School	3	Not Started		
Falcon Cove Middle School	3	100.00%	0%	Ordering
Flamingo Elementary School	3	Not Started		
Floranada Elementary School	3	Not Started		
Forest Hills Elementary School	2	Gap Analysis & Priority Initiated		
Fort Lauderdale Senior High School	1	98.9%	98.9%	Closing Out
Foster, Stephen Elementary School	1	In Process		
Gator Run Elementary School	3	Not Started		
Griffin Elementary School	2	In Process		
Gulfstream Middle School	2	School Closed 2016		
Hallandale Adult & Community Center	2	School Closed 2016		
Harbordale Elementary School	1	71.4%	0%	Ordering
Hollywood Central Elementary School	3	Not Started		
Hollywood Hills Elementary School	3	Not Started		
Hollywood Hills Senior High School	2	98.6%	44.7%	Ordering
Hollywood Park Elementary School	2	In Process		
Horizon Elementary School	3	Not Started		
Hunt, James S. Elementary School	2	In Process		
Indian Ridge Middle School	2	100.0%	73.1%	Closing Out
King, Martin Luther Montessori	1	In Process		
Lanier-James Education Center	2	Gap Analysis & Priority Initiated		
Lauderdale Lakes Middle School	2	100.0%	38.5%	Ordering
Lauderdale Manors Early Learning And Resource Center	1	No Program		
Lloyd Estates Elementary School	3	Not Started		
Manatee Bay Elementary School	2	Gap Analysis & Priority Initiated		
Margate Elementary School	2	In Process		
Margate Middle School	3	Gap Analysis & Priority Initiated		
Markham, C. Robert Elementary School	1	No Program		
McArthur Senior High School	2	100.0%	71.8%	Closing Out
McNab Elementary School	1	75.6%	0%	Ordering
Meadowbrook Elementary School	3	Not Started		
Mirror Lake Elementary School	3	Not Started		
Monarch Senior High School	1	100.0%	100.0%	Closed
Morrow Elementary School	2	Gap Analysis & Priority Initiated		
N. Andrews Gardens Elementary School	3	Not Started		
New River Middle School	2	100.0%	100.0%	Closed
Nob Hill Elementary School	3	Not Started		
Norcrest Elementary School	1	In Process		
North Fork Elementary School	1	In Process		

Location Name	Program Year	Music Orders Processed	Orders Received and Expensed	Music Dept Status (See Legend)
North Lauderdale Elementary School	2	Gap Analysis & Priority Initiated		
North Side Elementary School	1	25.0%	0.0%	Ordering
Northeast Senior High School	3	99.6%	0.0%	Ordering
Nova Blanche Forman Elementary School	2	Gap Analysis & Priority Initiated		
Nova Dwight D Eisenhower Elementary School	2	Gap Analysis & Priority Initiated		
Nova Middle School	3	Gap Analysis & Priority Initiated		
Nova Senior High School	2	98.7%	72.6%	Closing Out
Oakland Park Elementary School	3	Not Started		
Oakridge Elementary School	3	Not Started		
Orange Brook Elementary School	2	Gap Analysis & Priority Initiated		
Palmview Elementary School	1	In Process		
Park Ridge Elementary School	1	67.7%	23.3%	Ordering
Pembroke Pines Elementary School	2	In Process		
Peters Elementary School	3	Not Started		
Pine Ridge Education Center	2	Gap Analysis & Priority Initiated		
Pines Middle School	3	100.0%	0.0%	Ordering
Pinewood Elementary School	2	In Process		
Pioneer Middle School	1	99.9%	99.6%	Closing Out
Piper Senior High School	3	98.6%	0.0%	Ordering
Plantation Elementary School	3	Not Started		
Plantation Middle School	3	100%	0%	Ordering
Plantation Park Elementary School	3	Not Started		
Plantation Senior High School	3	100%	0%	Ordering
Pompano Beach Elementary School	1	In Process		
Pompano Beach Institute Of International Studies	1	100.0%	100.0%	Closed
Quiet Waters Elementary School	2	Gap Analysis & Priority Initiated		
Ramblewood Middle School	3	100.0%	0.0%	Ordering
Riverland Elementary School	1	In Process		
Rock Island Elementary School	1	In Process		
Sanders Park Elementary School	1	In Process		
Sandpiper Elementary School	3	Not Started		
Sawgrass Elementary School	3	Not Started		
Sawgrass Springs Middle School	2	100.0%	100.0%	Closed
Seagull School	2	Gap Analysis & Priority Initiated		
Seminole Middle School	1	100.0%	100.0%	Closed
Sheridan Hills Elementary School	2	In Process		
Sheridan Park Elementary School	2	In Process		
Silver Ridge Elementary School	3	Not Started		
Silver Trail Middle School	3	100.0%	0.0%	Ordering

Location Name	Program Year	Music Orders Processed	Orders Received and Expensed	Music Dept Status (See Legend)
South Plantation Senior High School	3	100.0%	0.0%	Ordering
Stirling Elementary School	2	In Process		
Sunland Park Elementary	1	In Process		
Sunrise Middle School	1	100.0%	100.0%	Closed
Tedder Elementary School	1	In Process		
Tequesta Trace Middle School	2	100.0%	98.9%	Closing Out
The Quest Center	2	Gap Analysis & Priority Initiated		
Thurgood Marshall Elementary School	1	Not Started		
Tropical Elementary School	3	Not Started		
Village Elementary School	3	Not Started		
Walker Elementary School	1	In Process		
Welleby Elementary School	3	Not Started		
West Hollywood Elementary School	2	In Process		
Western Senior High School	3	100.0%	0.0%	Ordering
Westglades Middle School	2	100.0%	95.4%	Closing Out
Westpine Middle School	2	100.0%	98.1%	Closing Out
Westwood Heights Elementary School	1	In Process		
Whiddon-Rogers Education Center	2	100.0%	0%	Ordering
Whispering Pines Education Center	3	Not Started		
Wilton Manors Elementary School	1	In Process		
Wingate Oaks Center	2	Gap Analysis & Priority Initiated		
Young, Virginia Shuman Elementary School	1	In Process		
Young, Walter C. Middle School	1	100.0%	100.0%	Closed

LEGEND FOR REPORTS	
Status Codes	Explanation
Not Started	This project has not started
Initial Gap Analysis	We have completed a gap analysis for initial data
Gap Analysis & Priority Initiated	We have requested the school do the official Gap Analysis and Priority Ordering form.
In Process	We are in the process of getting quotes from vendors or they are in the queue.
On Hold	These schools are on hold due to special request or circumstances.
Ordering	We are in the process of ordering - some money, but not all has been spent.
Closing Out	All orders have been submitted to Capital Budget. During this phase, orders and delivery are monitored and problems that arise are solved.
Closed	Project is complete.

Apollo MS	
\$99,992.78	

Instrument Type	Brand Name	Model #	Quantity	Unit Price	Line Total	Vendor
Case Baritone Sax	SKB	SKB455W	2	382.19	764.38	All County Music
Case Tuba	Yamaha	YACBBC27	1	599.00	599.00	All County Music
Mallets Brass	Musser	M14	1	18.95	18.95	All County Music
Slapstick	Toca	T2501	2	25.95	51.90	All County Music
Mallets Timpani	Vic Firth	VFT3	1	36.00	36.00	All County Music
Mallets Rubber	Musser	M4	2	24.25	48.50	All County Music
Mallets	Musser	M2	2	24.25	48.50	All County Music
Mallets	Musser	M1	1	24.25	24.25	All County Music
Maracas	Latin Percussion	LP281	1	26.99	26.99	All County Music
Mallets Yarn Med	Musser	M8	2	41.00	82.00	All County Music
Mallet Bass Drum	Vic Firth	BD1	1	38.22	38.22	All County Music
Mallet Timpani	Vic Firth	VFT2	1	36.00	36.00	All County Music
Mallet Timpani	Vic Firth	VFT1	1	36.00	36.00	All County Music
Triangle	Sabian	611348B8	1	42.00	42.00	All County Music
Guiro	Latin Percussion	LP243	1	41.95	41.95	All County Music
Shaker	Rhythm Tech	RT2015	1	11.02	11.02	All County Music
Woodblock small	Latin Percussion	LPA210	2	14.40	28.80	All County Music
Woodblock large	Latin Percussion	LPA211	2	17.10	34.20	All County Music
Trap Table	Ludwig	LE1378	1	141.00	141.00	All County Music
Granite Blocks	Latin Percussion	LP1210	1	207.60	207.60	All County Music
Cymbal Stand Boom	Ludwig	LAP37BCS	1	147.00	147.00	All County Music
Cymbal Suspended 18"	Sabian	21889	1	198.00	198.00	All County Music
Case Keyboard	Yamaha	YBA881	1	44.10	44.10	All County Music
Mallets Marching Bass	Vic Firth	MB1H	5	38.50	192.50	All County Music
Mallets Tenor	Vic Firth	MT2A	2	35.95	71.90	All County Music
Bell Kit	Mapex	MPK32PC	9	226.80	2,041.20	All County Music
Amplifier Keyboard	Peavey	KB3	2	299.99	599.98	All County Music
Amplifier Bass	Peavey	MAX115	2	349.99	699.98	All County Music
Amplifier Guitar	Peavey	BANDIT112	2	399.99	799.98	All County Music
Keyboard Stand	Stageline	KS11	2	69.99	139.98	All County Music
Keyboard Bench	Stageline	KB40	2	37.95	75.90	All County Music
Keyboard	Yamaha	P115B	2	599.99	1,199.98	All County Music
Bass Drum Concert	Majestic	MCB3618	2	1,262.60	2,525.20	All County Music
Marimba	Majestic	M6543P	1	3,645.00	3,645.00	All County Music
Timpani Set 23,26,29,32	Majestic	PRA04A	1	9,316.00	9,316.00	All County Music
Tenor Drum Marching	Ludwig	LFS625XL	4	375.44	1,501.76	All County Music
Tenor Saxophone Int	Yamaha	YTS480	2	2,156.76	4,313.52	All County Music
Alto Saxophone Int	Yamaha	YAS480	2	1,879.20	3,758.40	All County Music
Clarinet Wood	Yamaha	YCL400AD	2	951.48	1,902.96	All County Music
Flute Intermediate	Yamaha	YFL362HLPGP	2	1,088.64	2,177.28	All County Music
Trumpet	Conn Selmer	52BSP	2	1,074.10	2,148.20	All County Music
String Bass 3/4	Eastman	VB80ST34	2	1,447.50	2,895.00	All County Music
Harmony Director Keyboard	Yamaha	HD200SBKIT	1	995.00	995.00	All County Music
Bassoon	Fox	MODEL41	1	4,600.00	4,600.00	All County Music
Tuba 3/4	Holton	BB450	2	2,345.77	4,691.54	All County Music
Euphonium	Yamaha	YEP201	1	1,470.42	1,470.42	All County Music
Trombone	Yamaha	YSL200AD	5	646.38	3,231.90	All County Music
Trombone w/F attach	King	608F	3	1,250.74	3,752.22	All County Music
French Horn Dbl	Conn	6D	2	2,200.18	4,400.36	All County Music
Tenor Saxophone	Yamaha	YTS200AD	2	1,418.58	2,837.16	All County Music
Alto Saxophone	Yamaha	YAS200AD	2	1,124.28	2,248.56	All County Music
Clarinet	Yamaha	YCL200AD	8	522.18	4,177.44	All County Music
Flute	Yamaha	YFL200AD	1	498.42	498.42	All County Music
Piccolo	Yamaha	YPC32	2	733.86	1,467.72	All County Music
Trumpet	Yamaha	YTR200AD	7	646.38	4,524.66	All County Music
Drum Set	Yamaha	GM2F56WU	2	780.00	1,560.00	All County Music
Cymbal Bag	Sabian	61008	1	38.25	38.25	All County Music
Cymbals 16"	Sabian	21622	2	338.00	676.00	All County Music

	Apollo MS
	\$99,992.78

Instrument Type	Brand Name	Model #	Quantity	Unit Price	Line Total	Vendor
PA System	Yamaha	STAGEPASS600I	1	899.99	899.99	All County Music
Marching Bass drum 24	Yamaha	MB6324XWWC	2	552.24	1,104.48	All County Music
Marching Bass drum 22	Yamaha	MB6322XWWC	2	520.00	1,040.00	All County Music
Marching Bass Drum 20	Yamaha	MB6320XWWC	2	482.56	965.12	All County Music
Marching Bass Drum 18	Yamaha	MB6318XWWC	2	458.65	917.30	All County Music
Marching Bass Drum 16	Yamaha	MB6316XWWC	2	433.68	867.36	All County Music
Marching Quads	Yamaha	MQL8023XWWC	2	796.64	1,593.28	All County Music
Marching Snare Drum	Yamaha	MS6313XWWC	5	373.36	1,866.80	All County Music
mouth piece clarinet	vandoren b45	cm308	1	96.95	96.95	All County Music
ligature clarinet	rovner	1R	1	25.95	25.95	All County Music
mute trumpet straight	humes burg	hb101	2	18.20	36.40	All County Music
Euphonium	Jupiter	468L	2	1,223.60	2,447.20	All County Music
Euphonium	Jupiter	1000	1	1,442.00	1,442.00	All County Music
Clarinet-pro	Buffet	4052	1	2,809.22	2,809.22	All County Music

	Bair MS
	\$99,997.02

Instrument Type	Brand Name	Model #	Quantity	Unit Price	Line Total	Vendor
Alto Saxophone	Yamaha	YAS200AD	5	1,124.28	5,621.40	All County Music
Baritone Saxophone	Conn-Selmer	SBS280R	1	4,381.41	4,381.41	All County Music
Bass Clarinet	Yamaha	YCL221II	2	1,872.72	3,745.44	All County Music
Bass Drum Concert	Majestic	CBD3622QS	1	1,421.90	1,421.90	All County Music
Bass Drum Mallet	Vic Firth	BD1	1	38.22	38.22	All County Music
Bassoon	Fox	41	3	4,500.00	13,500.00	All County Music
Chime Hammer	Musser	M336	1	25.90	25.90	All County Music
Clarinet	Yamaha	YCL200AD	4	522.18	2,088.72	All County Music
Cowbell blocks	Grover	WB8	1	35.70	35.70	All County Music
Euphonium	Yamaha	YEP201	6	1,470.42	8,822.52	All County Music
Flute	Yamaha	YFL200AD	4	298.40	1,193.60	All County Music
French Horn Double	Conn	6D	6	2,200.16	13,200.96	All County Music
Mallets Med Hard	Musser	M8	1	27.00	27.00	All County Music
Maracas	Latin Percussion	LP281	1	25.20	25.20	All County Music
Marimba	Majestic	M6543H	1	4,752.00	4,752.00	All County Music
Oboe	Yamaha	YOB241	3	1,465.56	4,396.68	All County Music
Reeds Alto Sax	Rico	RJA2525	1	203.40	203.40	All County Music
Reeds Alto Sax	Vandoren	SR2125	1	104.97	104.97	All County Music
Reeds Clarinet	Vandoren	CR1025	1	81.87	81.87	All County Music
Reeds Clarinet	Rico	RCA2525	1	179.40	179.40	All County Music
Reeds Tenor Sax	Rico	RKA2525	1	178.12	178.12	All County Music
Reeds Tenor Sax	Vandoren	SR2225	1	50.70	50.70	All County Music
Shaker	Latin Percussion	LP440	1	21.00	21.00	All County Music
Snare Stand	Gibraltar	9606	1	115.50	115.50	All County Music
Tambourine 10" Dbl	Grover	T2BC	1	176.40	176.40	All County Music
Tenor Saxophone	Yamaha	YTS200AD	2	1,418.58	2,837.16	All County Music
Timpani Mallets	Vic Firth	VFT1	1	36.01	36.01	All County Music
Timpani Mallets	Vic Firth	VFT2	1	36.01	36.01	All County Music
Triangle clip	Dixon	PRTRH1HP	1	5.59	5.59	All County Music
Triangle Set	Danmar	D506	1	16.38	16.38	All County Music
Trombone	Yamaha	YSL200AD	6	646.38	3,878.28	All County Music
Trumpet	Yamaha	YTR2330C	6	625.00	3,750.00	All County Music
Tuba 3/4 Size	Houlton	BB450	6	2,345.77	14,074.62	All County Music
Tuba 4/4	Yamaha	YBB321SWC	2	5,487.48	10,974.96	All County Music

	Bayview ES
	\$43,167.32

Instrument Type	Brand Name	Model #	Quantity	Unit Price	Line Total	Vendor
Crash Cymb Stand	Gibraltar	7614	1	87.50	87.50	ACM
Cymbal Pads	Sabian	61001	1	17.95	17.95	ACM
Cymbal Straps	Sabian	61002	1	12.95	12.95	ACM
Cymbal Bag	Sabian	61008	2	37.24	74.48	ACM
Keyboard Amplifier	Peavey	573180	1	375.00	375.00	MAE
Riser, Signature	Wenger	098D053	1	1,427.63	1,427.63	Wenger
Mallets Extr Hard Rubber	Mike Balter	10B	2	23.10	46.20	ACM
Folder Cabinet	Wenger	146M023.113	1	1,328.20	1,328.20	Wenger
Mallets Med Soft yarn	Mike Balter	183B	2	48.15	96.30	MAE
Mallets Med.Hard	Mike Balter	183B	2	36.40	72.80	ACM
Mallets Soft Yarn	Mike Balter	187B	2	32.20	64.40	ACM
Cymbal Stand	Percussion Plus	3000c	1	51.09	51.09	ACM
Mallets Med Rubber	Mike Balter	4B	2	23.10	46.20	ACM
Mallets Hard Rubber	Mike Balter	6B	2	23.10	46.20	ACM
Mallets Brass	Mike Balter	9B	2	23.10	46.20	ACM
Bells Agogo	Suzuki	AB200	2	16.47	32.94	MAE
Music Stand	AC	AC48	3	39.00	117.00	ACM
Concert Bells	Majestic	B3525A	1	895.70	895.70	ACM
Bass Drum Beater	Vic Firth	BD1	1	38.22	38.22	ACM
Guitar 4/4 Size	Stagg	C546	1	107.99	107.99	ACM
Bongos tunable w.stand	Latin Percussion	CP221AW	2	53.81	107.62	Music Man
Djembe Large	Remo	DJFELG13	2	133.69	267.38	Music Man
Djembe Small	Remo	DJFESM13	2	70.13	140.26	Music Man
Ukulele Baritone w/case	C Bruno	DU200B	50	178.50	8,925.00	MAE
Snare Drum case	Majestic	EBG146500MHA	1	98.00	98.00	ACM
Finger Cymbals	Suzuki	FC100	8	10.24	81.92	MAE
Orff Bass Metallophone	Sonar	GBKM10	2	1,575.00	3,150.00	MAE
Orff Bass Xylophone	Sonar	GBKX10	1	1,777.50	1,777.50	MAE
Jingle Sticks	Rhythm Band	JS1	6	3.76	22.56	School Specialty
Keyboard Bench	Stageline	KB40	1	37.95	37.95	ACM
Keyboard Stand	Stageline	KS11	1	73.95	73.95	ACM
Granite Blocks w.stand	Latin Percussion	LP1210	1	206.90	206.90	Music Man
Tambourine 10"DbI Headless	Latin Percussion	LP380B	6	123.78	742.68	Music Man
Shaker Medium	Latin Percussion	LP441T-M	4	16.14	64.56	Music Man
Shaker Large	Latin Percussion	LP446L	4	16.14	64.56	Music Man
Shaker Small	Latin Percussion	LP446S	2	12.55	25.10	Music Man
Bell tree w.mallet	Latin Percussion	LP450	1	276.87	276.87	Music Man
Conga set w.stand	Latin Percussion	LP646NYDW	2	298.99	597.98	Music Man
Castanet Single	Latin Percussion	LPA131	1	16.10	16.10	ACM
Wind Chimes w/Stand	Latin Percussion	LPA280	1	72.35	72.35	Music Man
Woodblock Small	Sonar	LWB1	3	32.40	97.20	MAE
Woodblock Large	Sonar	LWB2	3	45.90	137.70	MAE
Mallets Med Yarn	Musser	M8	2	41.00	82.00	ACM
Snare Drum 5.5"	Majestic	MCS1450MA	1	378.00	378.00	ACM
Concert Bell Stand	Majestic	MRS25	1	312.70	312.70	ACM
Microphone Stand boom	Harris Teller	MS7201B	6	23.00	138.00	MAE
Mallets Lexan	Musser	MUS133	2	27.99	55.98	ACM
Bass Drum 28" w.stand	Majestic	MXCB2818	1	677.60	677.60	ACM
Orff Contra Bass C	Sonar	NKS100P	1	535.50	535.50	MAE
Orff Contra Bass D	Sonar	NKS100PD	1	535.50	535.50	MAE
Orff Contra Bass E	Sonar	NKS100PE	1	535.50	535.50	MAE
Orff Contra Bass F	Sonar	NKS60P	1	328.50	328.50	MAE
Orff Contra Bass A	Sonar	NKS60PA	1	328.50	328.50	MAE
Orff Contra Bass G	Sonar	NKS60PG	1	328.50	328.50	MAE
World Drumming Pk A	Remo	PPWMDCAA	1	4,326.81	4,326.81	Music Man
Timbales Stainless Steel	Pearl	PTE1336	1	95.76	95.76	Music Man
Rain Stick	Rhythm Band	RB1216	1	14.14	14.14	Music Man
Cowbell 5.5"	Rhythm Band	RB1221	2	9.42	18.84	Music Man

	Bayview ES
	\$43,167.32

Instrument Type	Brand Name	Model #	Quantity	Unit Price	Line Total	Vendor
Chromatic Bell Set	Rhythm Band	RB2012	40	59.94	2,397.60	School Specialty
Triangle 6" w.striker holder	Rhythm Band	RB750	2	3.53	7.06	School Specialty
Rhythm Sticks Fluted	Rhythm Band	RB767	40	2.65	106.00	Music Man
Rhythm Sticks Plain	Rhythm Band	RB802	7	17.27	120.89	School Specialty
Sleigh Bells	Rhythm Band	RB808	1	9.02	9.02	Music Man
Castanet Single	Rhythm Band	RB810	1	0.99	0.99	Music Man
Crash Cymbals 16"	Sabian	SBR1622	1	89.18	89.18	ACM
Orff Mallets Rubber	Sonar	SCH1	4	11.70	46.80	MAE
Orff Mallets Contra Bass	Sonar	SCH100	10	36.00	360.00	MAE
Orff Mallets Dbl	Sonar	SCH13	4	18.00	72.00	MAE
Orff Mallets Med Hard Yarn	Sonar	SCH15	4	54.00	216.00	MAE
Orff Mallets Felt	Sonar	SCH5	4	30.60	122.40	MAE
Orff Glockenspiel Soprano	Sonar	SG19	1	198.00	198.00	MAE
Orff Metallophone Sopr	Sonar	SKM10	2	580.50	1,161.00	MAE
Orff Xylophone Sopr	Sonar	SKX10	1	553.50	553.50	MAE
PA System	Yamaha	STAGEPASS600I	1	899.99	899.99	ACM
Guitar bag	STB	STB10C	1	32.19	32.19	ACM
Tambourine 8" w.head	Remo	TA-5108-70-	2	17.77	35.54	Music Man
Orff Glockenspiel A/T	Sonar	TAG19	1	207.00	207.00	MAE
Orff Metallophone A/T	Sonar	TAKM10	1	535.50	535.50	MAE
Orff Xylophone A/T	Sonar	TAKX10	1	810.00	810.00	MAE
Tubano	Remo	TU1110PM	2	222.25	444.50	ACM
Tongue/Slit Drum	Kaman	TWT18M	1	149.40	149.40	MAE
Cymbals 4"	Sonar	V3900	2	51.30	102.60	MAE
Cymbals 8"	Sonar	V3901	2	70.20	140.40	MAE
Timpani Mallets	Vic Firth	VFT1	2	36.01	72.02	ACM
Timpani Mallets	Vic Firth	VFT2	2	36.01	72.02	ACM
Timpani Mallets	Vic Firth	VFT3	2	36.00	72.00	ACM
Steel Drum 23x6.25	Kaman	WPW1070	1	202.50	202.50	MAE
Mallets Soft Yarn	Kinder	X1	2	43.65	87.30	MAE
Mallets Hard Yarn	Kinder	X3	2	49.05	98.10	MAE
Snare Drum Stand	Majestic	XS750A	1	105.40	105.40	ACM
Cymbal Suspended 18"	Sabian	XSR1823B	1	134.75	134.75	ACM
PA System Bag	Yamaha	YBSP600I	2	104.40	208.80	ACM
Recorder Alto	Yamaha	YRA302B	2	24.49	48.98	ACM
Recorder Bass	Yamaha	YRB302B	1	222.49	222.49	ACM
Recorder Soprano	Yamaha	YRS24B	450	4.99	2,245.50	ACM
Recorder Tenor	Yamaha	YRT304B	2	59.49	118.98	ACM

Coconut Creek HS	
\$299,994.82	

Instrument Type	Brand Name	Model #	Quantity	Unit Price	Line Total	Vendor
Cello 4/4	Eastman	VC100ST	2	1,045.50	2,091.00	All County Music
Cello 4/4	Eastman	VC80ST	2	669.00	1,338.00	All County Music
Viola 16"	Eastman	VA100ST16	2	480.00	960.00	All County Music
Viola 16"	Eastman	VA80ST16	2	373.50	747.00	All County Music
Violin 4/4	Eastman	VL100ST	2	388.50	777.00	All County Music
Violin 4/4	Eastman	VL80ST44	2	307.50	615.00	All County Music
Tambourine	Grover	SVTAMB	1	78.40	78.40	All County Music
Microphone	Peavey	578000	4	49.99	199.96	All County Music
Maracas	Latin Percussion	LP281	3	26.99	80.97	All County Music
Cowbell	Latin Percussion	LP007	1	29.40	29.40	All County Music
Bongos	Latin Percussion	LP201A2	1	271.20	271.20	All County Music
Agogo Bells	Latin Percussion	LP231A	1	42.60	42.60	All County Music
Quints	Yamaha	MQT68023AWCSH	2	1,546.48	3,092.96	All County Music
Tenor Drum Case	Ludwig	LP45C	2	50.63	101.26	All County Music
Tenor Drum 15" w.leg rest	Ludwig	LFS625XL	2	375.44	750.88	All County Music
Marching Snare	Yamaha	MS9314CHAWCSH	2	1,118.00	2,236.00	All County Music
Tenor Saxophone	Yamaha	YTS62II	2	2,488.86	4,977.72	All County Music
Tenor Saxophone	Yamaha	YTS200AD	2	1,418.58	2,837.16	All County Music
Alto Saxophone Pro	Selmer	52AXOS	2	3,314.49	6,628.98	All County Music
Contra Bass Clarinet	Leblanc	L7182	1	3,662.88	3,662.88	All County Music
Bass Clarinet	Leblanc	L60	3	4,791.99	14,375.97	All County Music
Bass Clarinet	Yamaha	YCL221II	1	1,872.72	1,872.72	All County Music
Clarinet Performing	Selmer	B16PRESENCE	3	2,824.38	8,473.14	All County Music
Flute Performing	Powell	PSP75CL	2	2,585.00	5,170.00	All County Music
Oboe	Fox	FOX335	2	3,570.00	7,140.00	All County Music
Flute Intermediate	Yamaha	YFL461HLPGP	1	1,651.86	1,651.86	All County Music
Bass Trombone	Yamaha	YBL620G	2	3,075.84	6,151.68	All County Music
Trombone Performing	Conn	88HO	2	1,838.62	3,677.24	All County Music
Trombone Fattach	King	608F	2	1,250.74	2,501.48	All County Music
Trombone	Yamaha	YSL200AD	2	646.38	1,292.76	All County Music
Trumpet	Yamaha	YTR200AD	2	646.36	1,292.72	All County Music
Trumpet	Conn-Selmer	52BSP	1	1,161.50	1,161.50	All County Music
Cornet	Yamaha	YCR6330S	1	1,911.60	1,911.60	All County Music
Amplifier Keyboard	Peavey	KB3	1	299.99	299.99	All County Music
Amplifier Bass	Peavey	MAX115	1	299.99	299.99	All County Music
Electric Guitar	Peavey	JF1EXP	1	429.99	429.99	All County Music
Electric Bass	Peavey	GRINDBXP	1	499.99	499.99	All County Music
Amplifier Guitar	Peavey	BANDIT112	1	399.99	399.99	All County Music
Cymbal Suspended 20"	Sabian	12023	1	337.50	337.50	All County Music
Cymbal Stand	Ludwig	LAP27CS	2	131.40	262.80	All County Music
Cymbal Pads	Sabian	61001	3	17.95	53.85	All County Music
Cymbal Straps	Sabian	61002	3	12.95	38.85	All County Music
Cymbal 18" Germ	Sabian	11824	1	587.00	587.00	All County Music
Cymbal 18" Vien	Sabian	11820	1	587.00	587.00	All County Music
Cymbal 16"	Sabian	11620	1	500.00	500.00	All County Music
Concert Toms 6,8	Majestic	CTS68S	1	306.80	306.80	All County Music
Concert Toms 10,12	Majestic	CTS1012S	1	342.20	342.20	All County Music
Concert Toms 13,14	Majestic	CTS1314S	1	383.50	383.50	All County Music
Concert Toms 15,16	Majestic	CTS1516S	1	418.90	418.90	All County Music
Snare Stand	Majestic	XS750A	4	112.10	448.40	All County Music
Snare Drum	Majestic	MPS1450MB	2	702.10	1,404.20	All County Music
Snare Drum Maple	Majestic	MPS1465MB	2	743.40	1,486.80	All County Music
Marimba	Majestic	M6543H	1	4,860.00	4,860.00	All County Music
Vibraphone	Majestic	V1530S	1	3,809.70	3,809.70	All County Music
Xylophone	Majestic	X1535P	1	2,243.70	2,243.70	All County Music
Concert Bell Stand	Majestic	MRS25	1	326.70	326.70	All County Music
Concert Bells	Majestic	B3525A	1	634.50	634.50	All County Music
Baritone Saxophone Pro	Yamaha	YBS62	1	7,265.16	7,265.16	All County Music

Coconut Creek HS	
\$299,994.82	

Instrument Type	Brand Name	Model #	Quantity	Unit Price	Line Total	Vendor
Bassoon	Fox	RENARD222	1	5,200.00	5,200.00	All County Music
Bassoon Training	Fox	MODEL41	1	4,600.00	4,600.00	All County Music
String Bass 3/4	Eastman	VB80ST34	1	1,447.00	1,447.00	All County Music
Bass Drum Pedal	Ludwig	LAP15FP	1	147.00	147.00	All County Music
High Hats	Sabian	21402	1	380.00	380.00	All County Music
Medium Crash Cymbal	Sabian	21608	1	169.00	169.00	All County Music
Cymbal 20"	Sabian	22012	1	232.50	232.50	All County Music
Drum Throne	Ludwig	LAP51TH	1	149.40	149.40	All County Music
High Hat Stand	Ludwig	LAP16HH	1	255.00	255.00	All County Music
Snare Stand	Ludwig	LAP22SS	1	135.00	135.00	All County Music
Cymbal Stand Boom	Ludwig	LAP37BCS	1	147.00	147.00	All County Music
Snare Drum	Ludwig	LB418	1	839.40	839.40	All County Music
Drum Set Maple	Ludwig	L8424AXON	1	2,325.00	2,325.00	All County Music
Piccolo Performing	Yamaha	YPC62R	1	1,958.04	1,958.04	All County Music
PA System	Yamaha	STAGEPASS600I	1	899.99	899.99	All County Music
French Horn Performing	Conn	8D	3	3,126.62	9,379.86	All County Music
Euphonium	King	2280SP	2	2,150.96	4,301.92	All County Music
Euphonium Compensating	Yamaha	YEP642SII	2	5,234.76	10,469.52	All County Music
Tuba 4 valve Rotary	Yamaha	YBB641	2	6,999.00	13,998.00	All County Music
Tuba 4/4	Yamaha	YBB201WC	2	4,611.06	9,222.12	All County Music
Trumpet Performing	Conn	1BSP	4	1,720.86	6,883.44	All County Music
Mellophone	King	SB20SP	4	1,557.60	6,230.40	All County Music
Marching Euphonium	Yamaha	YEP202MS	4	2,376.00	9,504.00	All County Music
Sousaphone	King	2350WSP	4	5,150.62	20,602.48	All County Music
Multi Angle Bar	Ludwig	LF475	5	24.95	124.75	All County Music
Rod Mount Leg Rest	Ludwig	LF479	5	24.95	124.75	All County Music
Snare Drum Stand	Majestic	XS750A	1	106.20	106.20	All County Music
Case, Marching Bass Drum 28"	Yamaha	PCHMB28	1	120.96	120.96	All County Music
Case, Marching Bass Drum 26"	Yamaha	PCHMB26	1	117.12	117.12	All County Music
Case, Marching Bass Drum 24"	Yamaha	PCHMB24	1	112.32	112.32	All County Music
Case, Marching Bass Drum 22"	Yamaha	PCHMB22	1	99.84	99.84	All County Music
Case, Marching Bass Drum 20"	Yamaha	PCHMB20	1	82.56	82.56	All County Music
Case, Marching Bass Drum 18"	Yamaha	PCHMB18	1	77.76	77.76	All County Music
Bass Drum Marching 18"	Yamaha	MB8318	1	380.16	380.16	All County Music
Case, Tenor Drum	Ludwig	LP45C	1	50.63	50.63	All County Music
Strap, Bass Drum black	Ludwig	LF350B	5	27.65	138.25	All County Music
Strap, Tenor Drum black	Ludwig	LF382B	5	18.55	92.75	All County Music
Tenor Drum, Marching 15"	Ludwig	LFS625XL	1	375.44	375.44	All County Music
Case, Snare drum marching	Yamaha	PCHMS14	1	80.08	80.08	All County Music
Mute, Trombone Straight	Denis Wick	DW5505	5	63.29	316.45	All County Music
Mute, Trombone Cup	Denis Wick	DW5529	5	90.29	451.45	All County Music
Mute, French Horn Stop	Humes and Berg	HB119	5	52.15	260.75	All County Music
Reeds, Clarinet	Rico	RCA2525	1	44.85	44.85	All County Music
Reeds, Alto Saxophone	Rico	RJA2525	1	67.80	67.80	All County Music
Reeds, Tenor Saxophone	Vandoren	SR2225	1	25.35	25.35	All County Music
Bass Drum Marching 26"	Yamaha	MB8326	1	476.16	476.16	All County Music
Bass Drum Marching 24"	Yamaha	MB8324	1	452.16	452.16	All County Music
Bass Drum Marching 22"	Yamaha	MB8322	1	428.16	428.16	All County Music
Bass Drum Marching 20"	Yamaha	MB8320	1	404.16	404.16	All County Music
Piccolo	Pearl	PF500	2	495.00	990.00	All County Music

	Coconut Creek HS
	\$299,994.82

Instrument Type	Brand Name	Model #	Quantity	Unit Price	Line Total	Vendor
Clarinet wood	Yamaha	YCL400AD	2	817.20	1,634.40	All County Music
Flute	Yamaha	YFL200AD	8	424.35	3,394.80	All County Music
Snare Drum Marching	Yamaha	MS9314CH	1	589.44	589.44	All County Music
Trombone	Conn	23H	5	673.75	3,368.75	All County Music
Trumpet	Conn	23B	9	673.75	6,063.75	All County Music
Clarinet training	Yamaha	YCL200AD	8	444.15	3,553.20	All County Music
Bass Drum Marching 28"	Yamaha	MB8328	1	500.16	500.16	All County Music
Chimes, concert	Majestic	C6518B	1	2,893.80	2,893.80	All County Music
Bassoon	Fox	MODEL41	1	4,625.50	4,625.50	All County Music
Contra Alto Clarinet	Leblanc	L7181	1	2,069.60	2,069.60	All County Music
Soprano Saxophone	Selmer	SSS280R	1	2,011.94	2,011.94	All County Music
Tenor Saxophone	Yamaha	YTS200AD	3	1,206.00	3,618.00	All County Music
Sousaphone	King	2350WSP	2	5,256.47	10,512.94	All County Music
Baritone, Marching	Yamaha	YBH301MS	2	1,764.63	3,529.26	All County Music
Mellophone Marching	King	K20SP	2	1,218.74	2,437.48	All County Music
Alto Saxophone	Selmer	AS500	8	1,276.94	10,215.52	All County Music
Flute, intermediate	Yamaha	YFL472HAL	2	1,676.50	3,353.00	All County Music
Music Stands, Classic 50	Wenger	039E500	70	44.65	3,125.50	Wenger
Cart, music stand large	Wenger	039C203	2	301.15	602.30	Wenger

Cooper City HS	
\$299,995.55	

Instrument Type	Brand Name	Model #	Quantity	Unit Price	Line Total	Vendor
Bass Clarinet Ligature	Rovner	3RL	1	14.18	14.18	All County Music
Bass Cl Moutpiece	Vandoren	CM344	1	166.95	166.95	All County Music
Trombone Training	Yamaha	YSL200AD	4	646.38	2,585.52	All County Music
Marching Euphonium Hybrid	King	SB30SP	2	2,656.80	5,313.60	All County Music
Marching Quints	Yamaha	MQT60234FWC	4	1,384.24	5,536.96	All County Music
Marching Snare	Yamaha	MS9314FWC	6	762.32	4,573.92	All County Music
Tuba 4/4 rotary	Yamaha	YBB641	5	6,999.00	34,995.00	All County Music
Baritone Saxophone Pro	Yamaha	YBS62	1	7,265.16	7,265.16	All County Music
Tenor Saxophone	Selmer	STS280R	1	1,980.22	1,980.22	All County Music
Alto Saxophone	Selmer	SAS280R	2	1,795.44	3,590.88	All County Music
Vibraslap	Latin Percussion	LP208	1	50.40	50.40	All County Music
Cabasa Afuche	Latin Percussion	LP234B	1	50.40	50.40	All County Music
Tamourine 10"	Grover	T2BCX	1	172.90	172.90	All County Music
Ratchet	CB	4876	2	24.50	49.00	All County Music
Triangle 6"	Grover	TRBPH6	2	133.00	266.00	All County Music
Slapstick	Toca	TRE2501	2	25.20	50.40	All County Music
Finger Cymbals	Latin Percussion	LP436	1	29.99	29.99	All County Music
Castanets	Latin Percussion	LP427	1	29.99	29.99	All County Music
Triangle Mallets set	Danmar	D506	1	16.38	16.38	All County Music
Guiro	Latin Percussion	LP452	1	53.90	53.90	All County Music
Shekere	Latin Percussion	LP483	1	140.99	140.99	All County Music
Chimes 35 bars	Tree Works	TRE35	1	140.00	140.00	All County Music
Suspended Cymbal 20"	Sabian	12023	2	337.50	675.00	All County Music
Suspended Cymbal 18"	Sabian	11823	6	293.50	1,761.00	All County Music
Suspended Cymbal 16"	Sabian	11623	2	250.00	500.00	All County Music
Splash Cymbal 12"	Sabian	11205	1	159.50	159.50	All County Music
Splash Cymbal 10"	Sabian	11005	1	135.00	135.00	All County Music
Splash Cymbal 8"	Sabian	10805	1	125.00	125.00	All County Music
Vibraphone	Majestic	V1530S	1	3,809.70	3,809.70	All County Music
Xylophone	Majestic	X1535P	1	2,243.70	2,243.70	All County Music
Marimba Rosewood	Majestic	M6543H	1	4,860.00	4,860.00	All County Music
Marimba Synth	Majestic	M1543P	1	3,861.00	3,861.00	All County Music
Concert Toms 6" 8"	Majestic	CTS68S	1	306.80	306.80	All County Music
Concert Toms 10" 12"	Majestic	CTS1012S	1	342.20	342.20	All County Music
Concert Toms 13" 14"	Majestic	CTS1314S	1	383.50	383.50	All County Music
Concert Toms 15" 16"	Majestic	CTS1516S	1	418.90	418.90	All County Music
Sousaphone	King	2350WSP	7	5,150.00	36,050.00	All County Music
Marching Baritone	Yamaha	YBH301MS	2	1,966.68	3,933.36	All County Music
Mellphone	King	SB20SP	10	1,557.60	15,576.00	All County Music
Euphonium Compensating	Yamaha	YEP642SII	2	5,234.76	10,469.52	All County Music
French Horn Dbl	Conn	8D	5	3,126.62	15,633.10	All County Music
Trombone Pro F.attach	Conn	88HO	5	1,838.62	9,193.10	All County Music
Trombone F/attach	King	608F	5	1,250.74	6,253.70	All County Music
Flugel Horn	Conn	1FR	1	1,719.48	1,719.48	All County Music
Cornet	King	605WSP	4	769.12	3,076.48	All County Music
Trumpet Performing	Bach	180S37	6	1,855.56	11,133.36	All County Music
Soprano Saxophone	Yamaha	YSS82Z	1	3,368.52	3,368.52	All County Music
Contra Alto Clarinet	Leblanc	L7181	1	2,213.31	2,213.31	All County Music
Contra Bass Clarinet	Leblanc	L7182	1	3,662.82	3,662.82	All County Music
Bass Clarinet Performing	Yamaha	YCL622II	2	7,504.92	15,009.84	All County Music
Bassoon	Fox	RENARD222	2	5,200.00	10,400.00	All County Music
Clarinet Performing	Selmer	B16PRESENCE	6	2,824.38	16,946.28	All County Music
Clarinet wood	Yamaha	YCL400AD	5	951.48	4,757.40	All County Music
Clarinet Training	Yamaha	YCL200AD	10	522.18	5,221.80	All County Music
Oboe Performing	Yamaha	YOB841	1	4,702.86	4,702.86	All County Music
Oboe Training	Yamaha	YOB241	1	1,465.56	1,465.56	All County Music
Flute Performing	Powell	PSP75CL	5	2,585.00	12,925.00	All County Music

	Cooper City HS
	\$299,995.55

Instrument Type	Brand Name	Model #	Quantity	Unit Price	Line Total	Vendor
Flute Intermediate	Yamaha	YFL461HLPGP	5	1,651.86	8,259.30	All County Music
Flute Training	Yamaha	YFL200AD	7	498.42	3,488.94	All County Music
Piccolo Pro	Yamaha	YPC62R	1	1,958.04	1,958.04	All County Music
Piccolo	Yamaha	YPC32	3	733.86	2,201.58	All County Music
Marching Bass Drum 18"	Yamaha	MB8318FWC	1	664.56	664.56	All County Music
Marching Bass Drum 20"	Yamaha	MB8320FWC	1	695.76	695.76	All County Music
Marching Bass Drum 22"	Yamaha	MB8322FWC	1	740.48	740.48	All County Music
Marching Bass Drum 24"	Yamaha	MB8324FWC	1	780.00	780.00	All County Music
Marching Bass Drum 28"	Yamaha	MB8328FWC	1	841.36	841.36	All County Music

	Coral Springs MS
	\$99,999.63

Instrument Type	Brand Name	Model #	Quantity	Unit Price	Line Total	Vendor
French Horn Performing	Conn	8D	2	3,126.82	6,253.64	All County Music
Congas/Set	Latin Percussion	LPA646BAW	1	389.40	389.40	All County Music
Oboe Performing	Fox	FOX335	2	3,570.00	7,140.00	All County Music
Snare drum stand	Ludwig	LAP22SS	1	135.00	135.00	All County Music
Bass drum pedal	Ludwig	LAP15FP	1	147.00	147.00	All County Music
Snare drum 14x5	Ludwig	LS4011N1A	1	435.00	435.00	All County Music
Drum Set	Ludwig	L8424AXON	1	2,424.00	2,424.00	All County Music
Euphonium 4 valve	Yamaha	YEP321S	2	2,077.92	4,155.84	All County Music
Bass Trombone Performing	Yamaha	YBL620G	1	3,075.84	3,075.84	All County Music
Alto Saxophone	Selmer	SAS280R	1	1,705.44	1,705.44	All County Music
Tenor Saxophone	Selmer	STS280R	1	1,980.33	1,980.33	All County Music
Mallet gong	Sabian	61004S	1	38.25	38.25	All County Music
Gong stand	Sabian	61005	1	138.25	138.25	All County Music
Gong 30"	Sabian	53001	1	454.50	454.50	All County Music
Xylophone 3.5 oct	Majestic	X6535H	1	2,270.00	2,270.00	All County Music
Concert bell stand	Majestic	MRS25	1	318.60	318.60	All County Music
Concert bells 2.5 oct	Majestic	B3525S	1	864.00	864.00	All County Music
Snare drum 14x6	Majestic	MPS1465MB	1	722.75	722.75	All County Music
Bass Clarinet	Yamaha	YCL221	4	1,872.74	7,490.96	All County Music
Tuba 3/4	Holton	BB450	4	2,345.77	9,383.08	All County Music
Tuba Performing rotary	Yamaha	YBB641	4	6,999.00	27,996.00	All County Music
Bassoon Performing	Fox	RENARD222	4	5,600.00	22,400.00	All County Music
Mouthpiece Trombone	Bach	3415G	1	73.00	73.00	All County Music
Speedoil 1.2	Speedoil	DV500	5	1.75	8.75	All County Music

	Croissant Park ES
	\$13,302.60

Instrument Type	Brand Name	Model #	Quantity	Unit Price	Line Total	Vendor
Orff Glockenspiel Soprano	Sonar	SG19	2	198.00	396.00	MAE
Orff Glockenspiel A/T	Sonar	TAG19	2	207.00	414.00	MAE
Orff Metallophone Sopr	Sonar	SKM10	4	580.50	2,322.00	MAE
Orff Metallophone A/T	Sonar	TAKM10	1	535.50	535.50	MAE
Orff Contra Bass C	Sonar	NKS100P	1	535.50	535.50	MAE
Orff Contra Bass F	Sonar	NKS60P	1	328.50	328.50	MAE
Orff Contra Bass G	Sonar	NKS60PG	1	328.50	328.50	MAE
Orff Mallets Contra Bass	Sonar	SCH100	4	36.00	144.00	MAE
Rhythm Sticks Plain	Rhythm Band	RB802	6	17.27	103.62	School Specialty
Recorder Soprano	Yamaha	YRS24B	122	4.99	608.78	ACM
Recorder Alto	Yamaha	YRA302B	2	24.49	48.98	ACM
Recorder Tenor	Yamaha	YRT304B	2	59.49	118.98	ACM
Recorder Bass	Yamaha	YRB302B	1	222.49	222.49	ACM
Finger Cymbals	Suzuki	FC100	4	10.24	40.96	MAE
Conga set w.stand	Latin Percussion	LP646NYDW	1	298.99	298.99	Music Man
Bongos tunable w.stand	Latin Percussion	CP221AW	2	53.81	107.62	Music Man
Sleigh Bells	Rhythm Band	RB808	2	9.02	18.04	Music Man
Jingle Sticks	Rhythm Band	JS1	6	3.76	22.56	School Specialty
Bells Agogo	Suzuki	AB200	2	16.47	32.94	MAE
Cabasa Afuche	Latin Percussion	LP234A	1	44.19	44.19	MAE
Temple Blocks w.stand	Ludwig	LE104	1	132.61	132.61	MAE
Woodblock Small	Sonar	LWB1	2	32.40	64.80	MAE
Woodblock Large	Sonar	LWB2	2	32.40	64.80	MAE
Rainstick Large	Rhythm Band	RB1216	1	79.55	79.55	MAE
Castanet	Rhythm Band	RB810	2	1.11	2.22	MAE
Slapstick	Duplex	3464	1	8.46	8.46	MAE
Portable Sound System	Soundcraft	091516 Medium	1	6,278.01	6,278.01	MAE

Dandy, William	
\$99,996.34	

Instrument Type	Brand Name	Model #	Quantity	Unit Price	Line Total	Vendor
Piccolo Training	Yamaha	YPC32	4	733.86	2,935.44	All County Music
Flute Training	Yamaha	YFL200AD	10	498.42	4,984.20	All County Music
Flute Intermediate	Yamaha	YFL362HLPGP	4	1,088.64	4,354.56	All County Music
Oboe Training	Yamaha	YOB241	1	1,456.56	1,456.56	All County Music
Oboe Performing	Fox	FOX335	1	3,570.00	3,570.00	All County Music
Clarinet Training	Yamaha	YCL200AD	10	522.18	5,221.80	All County Music
Clarinet Wood	Yamaha	YCL400AD	10	951.48	9,514.80	All County Music
Alto Saxophone Training	Yamaha	YAS200AD	2	1,124.28	2,248.56	All County Music
Tenor Saxophone Training	Yamaha	YTS200AD	2	1,418.58	2,837.16	All County Music
Trumpet Training	Yamaha	YTR200AD	10	646.38	6,463.80	All County Music
Trumpet Performing	Conn-Selmer	52BSP	10	1,074.10	10,741.00	All County Music
Tuba 4 valve	Yamaha	YBB321SWC	4	5,487.48	21,949.92	All County Music
Snare Drum 14x5.5	Majestic	MCS1450MA	2	398.25	796.50	All County Music
Snare Drum 14x6.5 maple	Majestic	MCS1465MA	2	424.80	849.60	All County Music
Snare Stands	Majestic	XS750A	4	112.10	448.40	All County Music
Xylophone 3.5 oct	Majestic	X6535P	1	1,836.00	1,836.00	All County Music
Chimes Concert	Majestic	C6518B	1	2,948.40	2,948.40	All County Music
Marimba	Majestic	M6543P	1	3,645.00	3,645.00	All County Music
Vibraphone	Majestic	V7530S	1	3,537.00	3,537.00	All County Music
Bass Guitar	Peavey	MILESTONE	1	169.99	169.99	All County Music
Electric Guitar	Peavey	SC1	1	349.99	349.99	All County Music
Keyboard 88 key	Yamaha	P115B	2	599.99	1,199.98	All County Music
Amplifyer guitar	Peavey	BANDIT112	1	339.99	339.99	All County Music
PA System Portable	Yamaha	STAGEPASS600I	1	899.99	899.99	All County Music
Amplifyer Bass	Peavey	MAX115	1	349.99	349.99	All County Music
Keyboard stand	Stageline	KS11	2	69.99	139.98	All County Music
Keyboard bench	Stageline	KB40	1	37.95	37.95	All County Music
Cymbals Crash 18"	Sabian	11820	1	534.00	534.00	All County Music
Cymbal Straps	Sabian	61002	3	12.95	38.85	All County Music
Cymbal Pads	Sabian	61001	3	17.95	53.85	All County Music
Cymbal 20"	Sabian	22089	1	232.50	232.50	All County Music
Cymbal Stand boom	Ludwig	LAP37BCS	2	147.00	294.00	All County Music
Timpani Mallets	Vic Flrth	VFT1	4	36.00	144.00	All County Music
Timpani Mallets	Vic Flrth	VFT2	4	36.00	144.00	All County Music
Timpani Mallets	Vic Flrth	VFT3	4	36.00	144.00	All County Music
Amplifyer Keyboard	Peavey	KB3	2	299.99	599.98	All County Music
Keyboard Case	Yamaha	YBA881	2	46.90	93.80	All County Music
Conga Drum	Latin Percussion	LP559X-awc	2	430.68	861.36	Music Man
Conga Stand Double	Latin Percussion	LP290B	1	206.66	206.66	Music Man
Bongos	Latin Percussion	LP1964	1	286.92	286.92	Music Man
Bongo Stand	Latin Percussion	LP330	1	146.16	146.16	Music Man
Bar chimes Double row w/mounting bracket	Latin Percussion	LP515	1	147.95	147.95	Music Man
Trumpet, Performing	Bach	180S37	1	1,855.56	1,855.56	All County Music
Tuner	Korg	CA40	1	17.49	17.49	All County Music
Mouthpiece Clarinet	VandorenB45	CM308	3	96.95	290.85	All County Music
Clarinet Ligature	Rovner	1R	3	25.95	77.85	All County Music

Dillard MS-HS	
\$299,999.31	

Instrument Type	Brand Name	Model #	Quantity	Unit Price	Line Total	Vendor
Flute Performing	Powell	PSP75CT	4	2,860.00	11,440.00	All County Music
Tuba Performing	Yamaha	YBB641	3	6,999.00	20,997.00	All County Music
Trumpet Performing	Yamaha	YTR8335LA	3	2,048.76	6,146.28	All County Music
Trumpet Performing	Bach	LR180S37	4	1,945.80	7,783.20	All County Music
Trombone Performing	King 3B	2103	1	1,543.76	1,543.76	All County Music
Trombone Performing	Yamaha	YSL897Z	1	1,893.24	1,893.24	All County Music
Trombone wF.attach	Conn	88HO	5	1,878.59	9,392.95	All County Music
Tenor Saxophone	Yamaha	YTS62III	1	2,588.76	2,588.76	All County Music
Tenor Saxophone	Selmer Paris	54JU	1	5,239.23	5,239.23	All County Music
Soprano Saxophone	Yamaha	YSS82Z	1	3,368.52	3,368.52	All County Music
French Horn	Conn	8DS	4	3,719.58	14,878.32	All County Music
Euphonium compensating	Yamaha	YEP642SII	2	5,234.76	10,469.52	All County Music
Tuba "C"	Jupiter	1680L	1	5,818.40	5,818.40	All County Music
Clarinet Performing	Selmer Paris	B16SIG	8	4,876.62	39,012.96	All County Music
Bass Trombone	Yamaha	YBL620G	1	3,075.84	3,075.84	All County Music
Baritone Saxophone	Selmer	55AFJ	1	9,319.74	9,319.74	All County Music
Baritone Saxophone	Yamaha	YBS62	1	7,265.16	7,265.16	All County Music
Alto Saxophone Perf	Yamaha	YAS62III	2	2,488.86	4,977.72	All County Music
Alto Saxophone Perf	Selmer Paris	52JU	2	4,399.26	8,798.52	All County Music
Amplifyer	Fender	Twinreverb65	2	1,234.00	2,468.00	Music Arts Enterprises
Guitar	Loar	LH300	1	574.00	574.00	Music Arts Enterprises
Piano, Synthisizer	Yamaha	MOTIFXF8	1	3,231.20	3,231.20	All County Music
Snare drum stand	Gibraltar	7706EX	1	81.00	81.00	All County Music
Snare Drum 14x5	Majestic	MPS1465 MB	1	722.75	722.75	All County Music
Drum Throne	Ludwig	LAP51TH	1	149.40	149.40	All County Music
Bass Drum Pedal	Ludwig	LAP15FP	1	147.00	147.00	All County Music
High Hat Stand	Ludwig	LAP16HH	1	255.00	255.00	All County Music
Snare Drum Stand	Ludwig	LAP22SS	1	135.00	135.00	All County Music
Cymbal Stand Boom	Ludwig	LAP37BCS	1	147.00	147.00	All County Music
Cymbal Stand Boom	Ludwig	LAP27CS	1	131.40	131.40	All County Music
Snare Drum Maple	Ludwig	LS401ON1A	1	435.00	435.00	All County Music
Drum Set	Ludwig	L8424AXON	1	2,424.00	2,424.00	All County Music
Soprano Saxophone	Selmer	51J	1	4,399.26	4,399.26	All County Music
Bass Trombone	Bach	50B3LO	1	3,084.61	3,084.61	All County Music
Sousaphone	King	2350WSP	8	5,150.62	41,204.96	All County Music
Alto Saxophone Training	Yamaha	YAS200AD	5	1,124.28	5,621.40	All County Music
Marching PA	Yamaha	STAGEPASS600I	3	899.99	2,699.97	All County Music
Tenor Saxophone Training	Yamaha	YTS200AD	2	1,418.58	2,837.16	All County Music
Trumpet Training	Yamaha	YTR2330C	6	646.38	3,878.28	All County Music
Trombone Training	Yamaha	YSL200AD	3	646.38	1,939.14	All County Music
Flute Training	Yamaha	YFL200AD	6	498.42	2,990.52	All County Music
Clarinet Training	Yamaha	YCL200AD	6	522.18	3,133.08	All County Music
Marching Mellophone	King	SB20SP	9	1,557.60	14,018.40	All County Music
Bass Drum 18" Blue Forest	Yamaha	MB8318	1	411.84	411.84	All County Music
Bass Drum 20" Blue Forest	Yamaha	MB8320	1	437.84	437.84	All County Music
Bass Drum 22" Blue Forest	Yamaha	MB8322	1	463.84	463.84	All County Music
Bass Drum 24" Blue Forest	Yamaha	MB8324	1	489.84	489.84	All County Music

	Dillard MS-HS
	\$299,999.31

Instrument Type	Brand Name	Model #	Quantity	Unit Price	Line Total	Vendor
Bass Drum 26" Blue Forest	Yamaha	MB8326	1	515.84	515.84	All County Music
Bass Drum 28" Blue Forest	Yamaha	MB8328	1	541.84	541.84	All County Music
Bass Drum Case 18"	Yamaha	PCHMB18	1	84.24	84.24	All County Music
Bass Drum Case 20"	Yamaha	PCHMB20	1	89.44	89.44	All County Music
Bass Drum Case 22"	Yamaha	PCHMB22	1	108.16	108.16	All County Music
Bass Drum Case 24"	Yamaha	PCHMB24	1	121.68	121.68	All County Music
Bass Drum Case 26"	Yamaha	PCHMB26	1	126.88	126.88	All County Music
Bass Drum Case 28"	Yamaha	PCHMB28	1	131.04	131.04	All County Music
Bass Drum Straps Black	Ludwig	LF349B	6	28.03	168.18	All County Music
Rod Mount Leg Rest	Ludwig	LFZ	6	29.98	179.88	All County Music
Angle Bars	Ludwig	LF475	6	18.20	109.20	All County Music
Marching Snare Blk Strap	Ludwig	LF350B	6	20.65	123.90	All County Music
Marching Snare Drum 14" Blue Forest	Yamaha	MS9314	6	513.76	3,082.56	All County Music
Marching Snare Cases	Yamaha	PCHMS14	6	80.08	480.48	All County Music
Marching Sextet, case, carrier, Blue Forest	Yamaha	MQT660234FWC	3	1,558.96	4,676.88	All County Music
Portable Grand Piano	Yamaha	YPG535	1	499.99	499.99	All County Music
Cymbals Drum Corp	Sabian	21825	6	396.00	2,376.00	All County Music
Cymbal Pads	Sabian	61001	6	17.95	107.70	All County Music
Cymbal Straps	Sabian	61002	6	12.95	77.70	All County Music
Marching Baritone	Yamaha	YBH301MS	7	1,966.68	13,766.76	All County Music
Clarinet Mouthpiece	Vandoren M13	CM4138	1	103.95	103.95	All County Music
Speed Oil	SpeedOil	DV500	4	1.75	7.00	All County Music

	Driftwood MS
	\$99,999.86

Instrument Type	Brand Name	Model #	Quantity	Unit Price	Line Total	Vendor
Marimba	Majestic	M6543H	1	4,752.00	4,752.00	All County Music
Baritone Saxophone	Conn-Selmer LaVoix	SBS280R	1	4,381.41	4,381.41	All County Music
Tenor Saxophone	Conn-Selmer LaVoix	STS280R	2	1,980.33	3,960.66	All County Music
Alto Saxophone	Conn-Selmer LaVoix	SAS280R	4	1,705.44	6,821.76	All County Music
Bassoon	Fox	RENARD222	1	5,200.00	5,200.00	All County Music
Oboe	Yamaha	YOB441	1	2,793.96	2,793.96	All County Music
Bass Clarinet	Yamaha	YCL221II	2	1,872.72	3,745.44	All County Music
Flute	Yamaha	YFL461HLPGP	1	1,651.86	1,651.86	All County Music
Trumpet	Conn	1BSP	1	1,720.86	1,720.86	All County Music
Trumpet	Conn	1BSP	1	1,720.89	1,720.89	All County Music
Trombone w/F attach	King	608F	2	1,225.00	2,450.00	All County Music
Trombone w/F attach Performing	Conn	88HO	1	1,838.64	1,838.64	All County Music
Euphonium	Yamaha	YEP321S	2	2,077.92	4,155.84	All County Music
Tuba 4/4	Yamaha	YBB321SWC	3	5,487.48	16,462.44	All County Music
French Horn Dbl	Conn	6D	2	2,200.18	4,400.36	All County Music
French Horn Dbl Performing	Conn	8D	2	3,126.62	6,253.24	All County Music
Trumpet	Yamaha	YTR2330C	11	625.00	6,875.00	All County Music
Clarinet	Yamaha	YCL255Y	11	507.00	5,577.00	All County Music
Flute	Yamaha	YFL200AS	11	481.00	5,291.00	All County Music
Snare Drum 14x5	Majestic	MPS1450MB	1	681.45	681.45	All County Music
Snare Drum 14x6	Majestic	MPS1465MB	1	722.75	722.75	All County Music
Clarinet	Yamaha	YCL400AD	2	960.00	1,920.00	All County Music
Trombone	Yamaha	YSL200AD	10	625.00	6,250.00	All County Music
Stand, Snare Drum	Majestic	XS750A	2	112.10	224.20	All County Music
Clarinet Mouthpiece	Vandoren B45	CM308	1	96.95	96.95	All County Music
Clarinet Ligature	Rovner	1R	1	25.95	25.95	All County Music
Bb Clarinet Rd 2.5	Rico	RCA1025	1	19.20	19.20	All County Music
Speed Slide	Speedslide	DV500	4	1.75	7.00	All County Music

Ely, Blanche HS	
\$299,968.50	

Instrument Type	Brand Name	Model #	Quantity	Unit Price	Line Total	Vendor
Euphonium 4 valve	Yamaha	YEP642SII	2	5,234.76	10,469.52	All County Music
Electric Guitar	Peavey	JF1EXP	1	400.01	400.01	All County Music
Electric Bass	Peavey	GRIND4BXP	1	499.99	499.99	All County Music
Amplifyer Guitar	Peavey	BANDIT112	1	349.97	349.97	All County Music
Bass Clarinet	Yamaha	TCL622II	1	7,504.92	7,504.92	All County Music
Trumpet Performing	Bach	LR180S37	6	1,945.80	11,674.80	All County Music
French Horn Dbl	Conn	6D	2	2,200.18	4,400.36	All County Music
Acoustic Cabinets	Wenger	255A001.102	1	1,930.85	1,930.85	Wenger
Acoustic Cabinets	Wenger	255A002.102	1	2,094.06	2,094.06	Wenger
Acoustic Cabinets	Wenger	255A004.102	3	1,907.51	5,722.53	Wenger
Acoustic Cabinets	Wenger	255A005.101	1	2,054.61	2,054.61	Wenger
Acoustic Cabinets	Wenger	255A010.101	1	1,475.76	1,475.76	Wenger
Acoustic Cabinets	Wenger	255A011.101	4	1,580.75	6,323.00	Wenger
Gearbox Shelf Starter	Wenger	241A025	1	403.66	403.66	Wenger
Gearbox Shelf Add on	Wenger	241A026	2	271.67	543.34	Wenger
Gearbox Shelf 30.5"	Wenger	241A019	4	116.25	465.00	Wenger
Gearbox Shelf 17.5"	Wenger	241A020	8	92.15	737.20	Wenger
PA System	Yamaha	STAGEPASS600I	2	899.99	1,799.98	All County Music
Tenor Saxophone	Yamaha	YTS200AD	4	1,418.34	5,673.36	All County Music
Marching Baritone	Yamaha	YBH301MS	5	1,966.68	9,833.40	All County Music
Cymbals 20" Viennese	Sabian	12020	1	614.00	614.00	All County Music
Cymbal Suspended 20"	Sabian	22089	1	232.50	232.50	All County Music
Concert Toms 6,8 w/stand	Majestic	CTS68S	1	295.00	295.00	All County Music
Concert Toms 10,12 w/stand	Majestic	CTS1012S	1	330.40	330.40	All County Music
Music Stand Black	AC	AC48	130	39.00	5,070.00	All County Music
Quints Large w.carrier black	Yamaha	MQT68023A	1	1,350.96	1,350.96	All County Music
Marching Snare Drum black	Yamaha	MS9314	2	513.76	1,027.52	All County Music
Snare Drum Stand	Majestic	XS750A	1	112.10	112.10	All County Music
Concert Snare Drum	Majestic	MPS1450MB	1	684.45	684.45	All County Music
Tenor Saxophone	Yamaha	YTS62III	2	2,588.76	5,177.52	All County Music
Marimba	Majestic	M6534H	1	4,752.00	4,752.00	All County Music
Sousaphone	King	2350WSP	5	5,150.62	25,753.10	All County Music
Mellophone	King	SB20SP	6	1,557.60	9,345.60	All County Music
Alto Saxophone	Yamaha	YAS200AD	6	1,124.28	6,745.68	All County Music
Trombone	Yamaha	YSL200AD	4	646.38	2,585.52	All County Music
Trumpet	Yamaha	YTR200AD	6	646.38	3,878.28	All County Music
Clarinet	Yamaha	YCL200AD	5	522.18	2,610.90	All County Music
Flute	Yamaha	YFL200AD	6	498.42	2,990.52	All County Music
Tuba 4/4 4 valve	Yamaha	YBB321WC	3	5,162.94	15,488.82	All County Music
Tuba 4/4 4 valve rotary	Yamaha	YBB641	1	6,999.00	6,999.00	All County Music
Clarinet wood	Yamaha	YCL400AD	8	951.48	7,611.84	All County Music
Clarinet Performing	Selmer	B16PRESENCE	6	2,824.38	16,946.28	All County Music
Bassoon	Fox	RENARD222	2	5,200.00	10,400.00	All County Music
Trombone w/F attach	King	608F	2	1,250.74	2,501.48	All County Music
Trombone Perf. w/F	Conn	88HO	2	1,878.59	3,757.18	All County Music
Euphonium 4 valve	Yamaha	YEP321S	2	2,077.92	4,155.84	All County Music
Cornet Performing	Yamaha	YCR6330S	4	1,911.60	7,646.40	All County Music
French Horn Dbl Perf	Conn	8D	4	3,126.62	12,506.48	All County Music

	Ely, Blanche HS
	\$299,968.50

Instrument Type	Brand Name	Model #	Quantity	Unit Price	Line Total	Vendor
Contra Alto Clarinet	Leblanc	L7181	1	2,213.31	2,213.31	All County Music
Bass Clarinet	Yamaha	YCL221II	2	1,872.72	3,745.44	All County Music
String Bass ¾ Performing	Eastman	VB200ST34	1	3,450.00	3,450.00	All County Music
Amplifier Bass	Peavey	MAX115	1	299.97	299.97	All County Music
Oboe	Yamaha	YOB241	2	1,465.56	2,931.12	All County Music
Flugel Horn	Conn	1FR	2	1,718.56	3,437.12	All County Music
Bass Trombone Perf	Yamaha	YBL620G	1	3,075.84	3,075.84	All County Music
Flute C	Yamaha	YFL461HLPGP	3	1,651.86	4,955.58	All County Music
Baritone Saxophone Pro	Yamaha	YBS62	1	7,265.16	7,265.16	All County Music
Flute Perf	Powell	PSP75CL	4	2,585.00	10,340.00	All County Music
Alto Saxophone Pro	Yamaha	YAS62III	4	2,488.86	9,955.44	All County Music
Music Stand Rack	AC	AC94R	3	399.00	1,197.00	All County Music
Piccolo Pro	Yamaha	YPC62R	2	1,958.04	3,916.08	All County Music
Oboe	Fox	FOX335	2	3,570.00	7,140.00	All County Music
Mouthpiece Tuba	AW	A02TU24AW	2	59.50	119.00	All County Music
Speedoil 1.2	Speedoil	DV500	1	1.75	1.75	All County Music

	Falcon Cove MS
	\$99,998.25

InstrumentType	BrandName	Model #	Quantity	UnitPrice	LineTotal	Vendor
Tuba, 3 valve w.case	King	1135W	5	3,151.96	15,759.80	All County Music
Bassoon Performing	Fox	RENARD222	3	5,655.00	16,965.00	All County Music
Tuba, 4 valve	Meinl Weston	MW2011FA10GB	4	7,709.53	30,838.12	All County Music
Xylophone 3.5 Oct	Majestic	X6535P	1	1,802.00	1,802.00	All County Music
Bass Clarinet Wood	Leblanc	L60	1	4,480.64	4,480.64	All County Music
Oboe Performing	Fox	FOX335	2	3,451.00	6,902.00	All County Music
Baritone Saxophone	ConnSelmer	SBS280R	2	4,314.94	8,629.88	All County Music
Marimba 4.3 Oct	Majestic	M6543P	1	3,577.50	3,577.50	All County Music
Bass Drum w.stand	Majestic	MCB3618	1	1,198.40	1,198.40	All County Music
Case, Tuba	MTS	1207V	4	833.14	3,332.56	All County Music
Snare drum	Majestic	MPS1450MB	2	666.40	1,332.80	All County Music
Orchestra Bells 2.5 Oct.	Majestic	B3525S	1	895.70	895.70	All County Music
Trombone	Conn	23H	4	673.45	2,693.80	All County Music
Clarinet Reeds 2.5	Rico	RCA2525	1	44.85	44.85	All County Music
Snare drum stand	Majestic	XS750A	2	106.20	212.40	All County Music
Percussion Kit	Mapex	MCK1432DP	4	333.20	1,332.80	All County Music

Fort Lauderdale HS	
\$296,604.12	

Instrument Type	Brand Name	Model #	Quantity	Unit Price	Line Total	Vendor
Piccolo Int.	Yamaha	YPC32	2	733.86	1,467.72	ACM
Trumpet Int.	Jupiter	1100S	4	943.60	3,774.40	ACM
Trombone Training	Yamaha	YSL200AD	8	646.38	5,171.04	ACM
Flute Training	Yamaha	YFL200AD	7	498.42	3,488.94	ACM
Bb Clarinet Int	Yamaha	YCL400AD	4	951.48	3,805.92	ACM
Trumpet Training	Yamaha	YTR2330C	8	646.38	5,171.04	ACM
Crash Cymbals 18"	Sabian	11820	1	534.00	534.00	ACM
Concert Bells	Majestic	B3525S	1	864.00	864.00	ACM
Concert Bell Stand	Majestic	MRS25	1	318.60	318.60	ACM
Snare Drum 14x5	Majestic	MCS1450MA	2	386.45	772.90	ACM
Snare Drum 14x6	Majestic	MPS1465MB	1	722.75	722.75	ACM
Snare Drum Proponic	Majestic	MPS1450MB	1	684.45	684.45	ACM
Concert Toms w.stand	Majestic	CTS68S	1	295.00	295.00	ACM
Concert Toms w.stand	Majestic	CTS1012S	1	330.40	330.40	ACM
Concert Toms w.stand	Majestic	CTS1314S	1	371.70	371.70	ACM
Concert Toms w.stand	Majestic	CTS1516S	1	407.10	407.10	ACM
Marching PA	Yamaha	STAGEPASS600I	1	899.99	899.99	ACM
Amplfyer Keyboard	Peavey	KB3	1	299.99	299.99	ACM
Clarinet Training	Yamaha	YCL200AD	5	522.18	2,610.90	ACM
Cymbals Marching	Sabian	21622	3	338.00	1,014.00	ACM
Amplifyer Bass	Peavey	MAX115	2	299.99	599.98	ACM
Amplifyer Guitar	Peavey	BANDIT112	2	349.99	699.98	ACM
Marching Snare Drum w.case,carrier,stand	Pearl	FFXM1412/AXCSN	4	934.34	3,737.36	Music Man
Marching Bass Drum w.carrier,case,stand	Pearl	PBDM1814/AXCSN	1	891.12	891.12	Music Man
Marching Bass Drum w.carrier,case,stand	Pearl	PBDM2014/AXCSN	1	933.89	933.89	Music Man
Marching Bass Drum w.carrier,case,stand	Pearl	PBDM2214/AXCSN	1	960.28	960.28	Music Man
Marching Bass Drum w.carrier,case,stand	Pearl	PBDM2414/AXCSN	1	984.62	984.62	Music Man
Marching Tenor Drum 15x12 Championship Maple	Pearl	PTDM1512	4	325.33	1,301.32	Music Man
Timbales	Latin Percussion	LPA256	1	237.95	237.95	ACM
Cymbal 20" Suspended	Sabian	22089	1	232.00	232.00	ACM
Cymbal 20" Viennese	Sabian	12020	1	614.00	614.00	ACM
Cymbal 16" Viennese	Sabian	11620	1	455.00	455.00	ACM
Cymbal 18" Marching	Sabian	21822	1	396.00	396.00	ACM
Cymbals 17" pair	Sabian	21722	1	364.00	364.00	ACM
Bell Tree w. mount	Latin Percussion	LP450	1	308.00	308.00	ACM
Clarinet Mouthpiece	Vandoren B45	CM308	1	96.95	96.95	ACM
Snare Drum Stand	Majestic	XS750A	3	112.10	336.30	ACM
Mallets Timpani	Vic Firth	VFT1	3	36.00	108.00	ACM
Mallets Timpani	Vic Firth	VFT2	3	36.00	108.00	ACM
Mallet Bass Drum	Vic Firth	BD1	3	38.22	114.66	ACM
Mallet Marimba	Innovative Percussion	F2	4	21.00	84.00	ACM
Mallet Marimba	Innovative Percussion	F1.5	4	21.00	84.00	ACM
Mallet Marimba	Innovative Percussion	F1IP	4	21.00	84.00	ACM
Mallets	Musser	M4	4	24.25	97.00	ACM
Mallets	Musser	M2	4	24.25	97.00	ACM
Mallets	Musser	M1	4	24.25	97.00	ACM
Mallets	Musser	M23	4	31.60	126.40	ACM
Mallets Timpani	Vic Firth	VFT3	3	36.00	108.00	ACM
Mallets Gong	Vic Firth	GB4	1	55.00	55.00	ACM
Stick Bag	Ace	DSB1B	4	10.40	41.60	ACM

Fort Lauderdale HS	
\$296,604.12	

Instrument Type	Brand Name	Model #	Quantity	Unit Price	Line Total	Vendor
Keyboard Stand	Stageline	KS11	5	69.99	349.95	ACM
Boom Stand	Gibraltar	9609BT	2	147.60	295.20	ACM
Cymbal 18" Suspended	Sabian	21889	1	198.00	198.00	ACM
Cymbal Stand Concert	Gibraltar	7614	3	87.50	262.50	ACM
Cymbal Pads	Sabian	61001	6	17.95	107.70	ACM
Cymbal Straps	Sabian	61002	6	12.95	77.70	ACM
Slapstick	Toca	T2501	1	28.70	28.70	ACM
Shaker	Latin Percussion	LP440	1	20.70	20.70	ACM
Castanets	Latin Percussion	LP432	1	32.95	32.95	ACM
Cabasa Afuche	Latin Percussion	LP234A	1	42.70	42.70	ACM
Tuba 4/4 4 valve	King	2341W	3	4,597.70	13,793.10	ACM
Tuba 4/4 3 valve	King	1140W	2	3,152.84	6,305.68	ACM
Piccolo Performing	Yamaha	YPC62R	2	1,958.04	3,916.08	ACM
Trumpet Performing	Bach	180S37	4	1,855.56	7,422.24	ACM
Sousaphone	King	2350WSP	6	5,150.62	30,903.72	ACM
Trombone w/F Perf	Conn	88HO	2	1,838.62	3,677.24	ACM
Trombone w/F Int	King	608F	4	1,250.74	5,002.96	ACM
Euphonium Perf Comp	Yamaha	YEP642SII	2	5,234.76	10,469.52	ACM
Euphonium Perf	Yamaha	YEP321S	4	2,077.92	8,311.68	ACM
Flute Int	Yamaha	YFL461HLPGP	2	1,651.86	3,303.72	ACM
Flute Performing	Powell	PSP75CL	2	2,585.00	5,170.00	ACM
Bb Clarinet Perf	Selmer	B16PRESENCE	2	2,824.38	5,648.76	ACM
Alto Saxophone Perf	Selmer	52	2	4,489.02	8,978.04	ACM
Alto Saxophone Training	Yamaha	YAS200AD	10	1,124.28	11,242.80	ACM
Tenor Saxophone Perf	Selmer	54	2	5,239.23	10,478.46	ACM
Tenor Saxophone Training	Yamaha	YTS200AD	6	1,418.58	8,511.48	ACM
Percussion Cabinet	Wenger	147G001.111	2	1,533.00	3,066.00	Wenger
Keyboard Electronic	Yamaha	MOTIFXF8	1	3,231.20	3,231.20	ACM
Xylophone 3.5 Oct	Majestic	X1535P	1	2,181.60	2,181.60	ACM
Vibraphone 3 oct	Majestic	V1530S	1	3,809.70	3,809.70	ACM
Marimba 4.6 oct	Majestic	M1646P	1	6,439.50	6,439.50	ACM
String Bass 3/4	Eastman	VB80ST34	1	1,405.50	1,405.50	ACM
Euphonium	Yamaha	YEP201	4	1,470.42	5,881.68	ACM
Bass Trombone Perf	Yamaha	YBL620G	1	3,075.84	3,075.84	ACM
French Horn Dbl Perf	Conn	8D	3	3,126.62	9,379.86	ACM
Baritone Saxophone	Conn-Selmer	SBS280R	2	4,381.41	8,762.82	ACM
Tenor Saxophone	Selmer	STS280R	2	1,980.33	3,960.66	ACM
Alto Saxophone	Selmer	SAS280R	2	1,705.44	3,410.88	ACM
Contra Bass Clarinet	Leblanc	L7182	1	3,662.82	3,662.82	ACM
Bass Clarinet Perf	Yamaha	YCL622II	1	7,504.92	7,504.92	ACM
Bass Clarinet	Yamaha	YCL221III	2	1,872.72	3,745.44	ACM
Marching Euphonium	King	SB30SP	2	2,656.80	5,313.60	ACM
Marching Mellophone	King	SB20SP	3	1,557.60	4,672.80	ACM
Soprano Saxophone	Selmer	SSS280R	1	2,043.06	2,043.06	ACM
Bassoon Perf	Fox	RENARD222	1	5,200.00	5,200.00	ACM
Bassoon Training	Fox	MODEL41	1	4,785.00	4,785.00	ACM
Oboe	Fox	FOX335	1	3,570.00	3,570.00	ACM
Marching Quints 6,10,12,13,14	Pearl	PMTM60234/AXCSN	3	1,513.10	4,539.30	Music Man
Marching Bass Drum w.carrier,case,stand	Pearl	PBDM2614/AXCSN	1	1,049.69	1,049.69	Music Man
Marching Bass Drum w.carrier,case,stand	Pearl	PBDM2814/AXCSN	1	1,071.30	1,071.30	Music Man
Oboe Training	Yamaha	YOB241	2	1,465.56	2,931.12	ACM

	Harbordale ES
	\$35,717.13

Instrument Type	Brand Name	Model #	Quantity	Unit Price	Line Total	Vendor
Ukulele Soprano kit	Hal Leonard	650804	15	71.99	1,079.85	ACM
Flipforms set of 4 multicolored	Wenger	1801002	1	3,459.84	3,459.84	Wenger
Backrails	Wenger	024G778	4	342.63	1,370.52	Wenger
Tourmaster 3 step riser	Wenger	024H657	4	876.52	3,506.08	Wenger
Stand Cart Large	Wenger	039C203	1	441.93	441.93	Wenger
Orff Bass Metallophone	Sonar	GBKM10	1	1,575.00	1,575.00	MAE
Orff Bass Xylophone	Sonar	GBKX10	2	1,777.50	3,555.00	MAE
Piano Acoustic	Kawai	K200EPDLY	1	6,821.60	6,821.60	MAE
World Drumming Pac E	Remo	PPWMDCEE	2	2,163.41	4,326.81	Music Man
Orff Metallophone Sopr	Sonar	SKM10	1	580.50	580.50	MAE
Orff Xylophone Sopr	Sonar	SKX10	2	553.50	1,107.00	MAE
Orff Metallophone A/T	Sonar	TAKM10	1	535.50	535.50	MAE
Orff Xylophone A/T	Sonar	TAKX10	2	810.00	1,620.00	MAE
Violin 1/4 size	Eastman	VL80ST14	4	307.50	1,230.00	ACM
Violin 3/4 size	Eastman	VL80ST34	14	307.50	4,305.00	ACM
Steel Drum 23x25	Panyard	W1070	1	202.50	202.50	MAE

	Hollywood Hills Senior HS
	\$295,689.78

Instrument Type	Brand Name	Model #	Quantity	Unit Price	Line Total	Vendor
Tuba 4/4 Rotary	Yamaha	YBB641	3	6,524.13	19,572.39	All County Music
Baritone Saxophone	Conn Selmer	SBS280R	1	4,314.94	4,314.94	All County Music
Tenor Saxophone	Selmer	STS280R	1	1,950.20	1,950.20	All County Music
Alto Saxophone Performing	Selmer	52AXOS	1	3,184.51	3,184.51	All County Music
Bass Clarinet	Leblanc	L60	1	4,480.84	4,480.84	All County Music
Bassoon	Fox	RENARD222	1	5,655.00	5,655.00	All County Music
Oboe	Fox	FOX335	1	3,451.00	3,451.00	All County Music
Flute Performing	Powell	PSP75CL	1	2,820.00	2,820.00	All County Music
Euphonium Compesating	Yamaha	YEP642SII	2	4,742.88	9,485.76	All County Music
Vibraphone	Majestic	V1530S	2	3,739.15	7,478.30	All County Music
Xylophone	Majestic	X1535P	2	2,202.15	4,404.30	All County Music
Marimba	Majestic	M1543P	2	3,789.50	7,579.00	All County Music
Marmba Rosewood	Majestic	M7750H	1	8,763.55	8,763.55	All County Music
Bass Drum Concert	Majestic	MFCB4018	1	1,680.00	1,680.00	All County Music
Trombone Performing	Conn	88HO	4	1,843.65	7,374.60	All County Music
Trumpet Performing	Bach	180S37	2	1,893.99	3,787.98	All County Music
Piccolo Performing	Yamaha	YPC62R	1	1,774.13	1,774.13	All County Music
Crotales Low	Sabian	50303L	1	1,438.15	1,438.15	All County Music
Crotales High	Sabian	50303H	1	1,438.15	1,438.15	All County Music
Contra Bass Clarinet	Leblanc	L7182	1	3,425.24	3,425.24	All County Music
Soprano Saxophone	Selmer	SSS280R	1	2,011.94	2,011.94	All County Music
Bass Trombone	Yamaha	YBL620G	2	2,759.75	5,519.50	All County Music
French Horn Dlb	Conn	8D	8	3,135.15	25,081.20	All County Music
Mellophone	King	K20SP	10	1,218.74	12,187.40	All County Music
Euphonium Marching	King	K30SP	10	2,078.86	20,788.60	All County Music
Tuba Marching	King	K50SP	10	5,760.72	57,607.20	All County Music
Chimes	Majestic	C1618C	1	4,149.90	4,149.90	All County Music
Timpani 23,26,29,32	Majestic	MP04A	1	10,880.80	10,880.80	All County Music
Bass Drum Marching 18	Pearl	PBDM1814/AXCSN	1	891.12	891.12	Music Man
Bass Drum Marching 20	Pearl	PBDM2014/AXCSN	1	933.89	933.89	Music Man
Bass Drum Marching 22	Pearl	PBDM2214/AXCSN	1	960.28	960.28	Music Man
Bass Drum Marching 24	Pearl	PBDM2414/AXCSN	1	984.62	984.62	Music Man
Bass Drum Marching 26	Pearl	PBDM2614/AXCSN	1	1,049.69	1,049.69	Music Man
Bass Drum Marching 28	Pearl	PBDM2814/AXCSN	1	1,071.30	1,071.30	Music Man
Toms Marching	Pearl	MTMS680234/AXCS	3	1,638.00	4,914.00	Music Man
Marching Snare Drum	Pearl	FFXM1412/AXCSN	4	934.34	3,737.36	Music Man
Acoustic Shells, Legacy Basic	Wenger	186H052	4	1,832.59	7,330.36	Wenger

	Indian Ridge MS
	\$99,996.83

Instrument Type	Brand Name	Model #	Quantity	Unit Price	Line Total	Vendor
Bass Drum Concert	Majestic	MFCB4018	1	1,770.00	1,770.00	All County Music
Clarinet	Yamaha	YCL200AD	10	522.18	5,221.80	All County Music
Sousaphone	Jupiter	596L	2	2,777.60	5,555.20	All County Music
Piccolo	Yamaha	YPC32	1	733.86	733.86	All County Music
Flute	Yamaha	YFL200AD	5	498.42	2,492.10	All County Music
Oboe Performing	Fox	FOX335	2	3,570.00	7,140.00	All County Music
Bassoon	Fox	RENARD222	2	5,200.00	10,400.00	All County Music
Bass Clarinet	Yamaha	YCL221II	2	1,872.72	3,745.44	All County Music
Soprano Saxophone	Selmer	SSS280R	1	2,043.06	2,043.06	All County Music
Alto Saxophone	Selmer	SAS280R	4	1,795.44	7,181.76	All County Music
Tenor Saxophone	Selmer	STS280R	2	1,980.33	3,960.66	All County Music
Trumpet Training	Yamaha	YTR200AD	10	646.38	6,463.80	All County Music
Trombone Training	Yamaha	YSL200AD	10	646.38	6,463.80	All County Music
Trombone Performing	Conn	88HO	1	1,838.62	1,838.62	All County Music
Tuba 3/4	Yamaha	YBB105WC	2	2,843.64	5,687.28	All County Music
Tuba 4/4 Rotary	Yamaha	YBB641	1	6,999.00	6,999.00	All County Music
Snare Drum Stand	Majestic	XS750A	3	112.10	336.30	All County Music
Marimba	Majestic	M6543P	1	3,645.00	3,645.00	All County Music
Xylophone	Majestic	X6535P	1	1,836.00	1,836.00	All County Music
Vibraphone	Majestic	V7530S	1	3,537.00	3,537.00	All County Music
Concert bells w.case	Majestic	B3525A	1	634.50	634.50	All County Music
Chimes Concert	Majestic	C6518B	1	2,948.40	2,948.40	All County Music
Timpani 23,26,29,32	Majestic	PRA04A	1	9,316.00	9,316.00	All County Music
Mute straight Trumpet	Stonelined	HB101	1	18.20	18.20	All County Music
Mute cup Trumpet	Sonelined	HB102	1	29.05	29.05	All County Music

	Lauderdale Lakes
	\$99,996.39

Instrument Type	Brand Name	Model #	Quantity	Unit Price	Line Total	Vendor
Clarinet	Yamaha	YCL200AD	20	444.15	8,883.00	ACM
Flute	Jupiter	CF50	9	498.42	4,485.78	ACM
Tuba	Jupiter	CT300	2	2,517.00	5,034.00	ACM
Viola 14"	Eastman	VA80ST14	5	373.50	1,867.50	ACM
Viola 15"	Eastman	VA80ST15	1	373.50	373.50	ACM
Cello	Eastman	VC80ST44	5	669.00	3,345.00	ACM
String Bass 3/4	Eastman	VB80ST34	3	1,447.50	4,342.50	ACM
Piccolo	Yamaha	YPC32	2	658.83	1,317.66	ACM
Alto Saxophone	Selmer	AS500	7	1,124.28	7,869.96	ACM
Tenor Saxophone	ConnSelmer	TS400	3	1,445.50	4,336.50	ACM
Trumpet	Conn	23B	18	657.25	11,830.50	ACM
Trombone	Jupiter	CTB40	9	646.38	5,817.42	ACM
Bass Drum 24"	Yamaha	MB6324XW	1	397.44	397.44	ACM
Bass Drum 22"	Yamaha	MB6322XW	1	380.16	380.16	ACM
Bass Drum 20"	Yamaha	MB6320XW	1	362.88	362.88	ACM
Bass Drum 18"	Yamaha	MB6318XW	1	345.60	345.60	ACM
Marching Quads	Yamaha	MQL8023XW	1	595.20	595.20	ACM
Cymbals Crash 16"	Sabian	31622B	2	172.48	344.96	ACM
Strap Black	Ludwig	LF382B	10	18.55	185.50	ACM
Multi Angle Bar	Ludwig	LF475	5	24.95	124.75	ACM
Leg Rest	Ludwig	LF479	5	24.95	124.75	ACM
Marching Snare Drum	Yamaha	MS6314W	5	240.00	1,200.00	ACM
Marching Tenor Drum	Ludwig	LFS625XL	1	375.44	375.44	ACM
Sousaphone	Jupiter	JSP1000B	2	2,365.00	4,730.00	ACM
Mellophone	Jupiter	JMP1100M	2	1,067.00	2,134.00	ACM
Marching Baritone	Jupiter	JBR1100M	5	1,485.00	7,425.00	ACM
French Horn Dbl	Houlton	HNSOL200	2	2,636.70	5,273.40	ACM
Baritone Saxophone	ConnSelmer	SBS280R	1	4,209.59	4,209.59	ACM
Straight mute trumpet	humes & burg	HB101	4	18.95	75.80	ACM
Cup mute trumpet	humes & burg	HB102	4	30.95	123.80	ACM
Clarinet moutpiece kit	Primo	P2KIT	6	16.80	100.80	ACM
34 lever harp	Ravenna	Ravenna34	4	1,669.00	6,676.00	SummerHays
Electronic Pick Up	Ravenna	p20	4	375.00	1,500.00	SummerHays
Stand 8" detach legs	Ravenna	34	4	94.00	376.00	SummerHays
Case	Ravenna	cd34 for 34 harp	4	240.00	960.00	SummerHays
shipping			2	225.00	450.00	SummerHays
Portable Amplifyer w/cables	Powerworks	PW40BAT	4	245.00	980.00	SummerHays
Amplifyer Stand	On Stage	SS7725	4	50.00	200.00	SummerHays
Bench Adjustable	Nomad	NKB5505	4	79.00	316.00	SummerHays
Metronome	Korg	TM50BK	4	29.00	116.00	SummerHays
Stands w.bag	Peak	SMS-40	4	50.00	200.00	SummerHays
Harp legs 5"	Ravenna	Legs5inch	2	50.00	100.00	SummerHays
Harp legs 12"	Ravenna	Legs12inch	2	55.00	110.00	SummerHays

	McArthur Senior HS
	\$299,998.59

Instrument Type	Brand Name	Model #	Quantity	Unit Price	Line Total	Vendor
Sousaphone	King	2350WSP	6	5,150.62	30,903.72	All County Music
Tuba 4 valve	King	2341W	6	4,597.70	27,586.20	All County Music
French Horn Dbl	Yamaha	YHR668N	5	3,707.64	18,538.20	All County Music
Euphonium Compensating	Yamaha	YEP642SII	3	5,234.76	15,704.28	All County Music
Mellophone	King	SB20SP	7	1,557.60	10,903.20	All County Music
Bassoon	Fox	RENARD222	2	5,200.00	10,400.00	All County Music
Flute Performing	Powell	PSP75CL	4	2,585.00	10,340.00	All County Music
Marching Baritone	Yamaha	YBH301MS	5	1,966.68	9,833.40	All County Music
Timpani set	Majestic	PRA04A	1	9,316.10	9,316.10	All County Music
Clarinet Performing	Selmer	B16PRESENCE	3	2,824.38	8,473.14	All County Music
Sound System	Soundcraft	091516LARGE	1	7,950.33	7,950.33	Music Arts Enterprises
Bass Clarinet Performing	Yamaha	YCL622II	1	7,504.92	7,504.92	All County Music
Trumpet Performing	Bach	180S37	4	1,855.56	7,422.24	All County Music
Trombone Perf	Conn	88HO	4	1,838.62	7,354.48	All County Music
Flute Intermediate	Flute	YFL461HLPGP	4	1,651.86	6,607.44	All County Music
Tenor Saxophone	Yamaha	YTS200AD	4	1,418.58	5,674.32	All County Music
Alto Saxophone Perf	Yamaha	YAS62III	2	2,488.86	4,977.72	All County Music
Marimba	Majestic	M6543H	1	4,860.00	4,860.00	All County Music
Bass Clarinet	Leblanc	L60	1	4,791.99	4,791.99	All County Music
Baritone Saxophone	ConnSelmer	SBS280R	1	4,381.41	4,381.41	All County Music
Trombone Training	Yamaha	YSL200AD	6	646.38	3,878.28	All County Music
Vibraphone	Majestic	V1530S	1	3,809.70	3,809.70	All County Music
Contra Bass Clarinet	Leblanc	L7182	1	3,662.88	3,662.88	All County Music
Oboe	Fox	FOX335	1	3,570.00	3,570.00	All County Music
Soprano Saxophone	Yamaha	YSS82Z	1	3,368.52	3,368.52	All County Music
Bass Trombone Perf	Yamaha	YBL620G	1	3,075.84	3,075.84	All County Music
Chimes	Majestic	C1518B	1	3,053.70	3,053.70	All County Music
Piccolo	Yamaha	YPC32	4	733.86	2,935.44	All County Music
Piano Digital	Yamaha	CP300	1	2,499.99	2,499.99	All County Music
Marching Quints	Yamaha	MQT68023AWC	2	1,389.44	2,778.88	All County Music
Tenor Saxophone	Yamaha	YTS62II	1	2,588.76	2,588.76	All County Music
Marching Snare White	Yamaha	MS9314CH	4	638.56	2,554.24	All County Music
Drum Set	Ludwig	L8424AXON	1	2,325.00	2,325.00	All County Music
Xylophone	Majestic	X1535P	1	2,243.70	2,243.70	All County Music
Contra Alto Clarinet	Leblanc	L7181	1	2,213.31	2,213.31	All County Music
Flute Training	Yamaha	YFL200AD	4	498.42	1,993.68	All County Music
Piccolo Performing	Yamaha	YPC62R	1	1,958.04	1,958.04	All County Music
Trumpet Training	Yamaha	YTR200AD	3	646.38	1,939.14	All County Music
Clarinet Wood	Yamaha	YCL400AD	2	951.48	1,902.96	All County Music
Cymbals 16"	Sabian	21622	5	331.24	1,656.20	All County Music
Concert Bass Drum	Majestic	MFCB3622	1	1,593.00	1,593.00	All County Music
Clarinet Training	Yamaha	YCL200AD	3	522.18	1,566.54	All County Music
Trombone	King 3B	2103	1	1,543.76	1,543.76	All County Music
Tenor Drum 15"	Ludwig	LFS625XLW	4	375.44	1,501.76	All County Music
Gong 40"	Sabian	54001	1	1,303.50	1,303.50	All County Music
Music Stand	Manhasset	M48S	30	40.95	1,228.50	All County Music
Flugelhorn	Jupiter	JFH100R	1	949.20	949.20	All County Music
PA System	Yamaha	STAGEPASS600I	1	899.99	899.99	All County Music
Snare Drum Black Beauty	Ludwig	LB418	1	839.40	839.40	All County Music
Concert Snare Drum	Majestic	MPS1465MB	1	743.40	743.40	All County Music
Concert Snare Drum	Majestic	MPS1450MB	1	702.10	702.10	All County Music
Concert Bells	Majestic	B3525A	1	634.50	634.50	All County Music
Cymbal 18"	Sabian	11820	1	587.00	587.00	All County Music
Cymbal 18"	Sabian	11824	1	587.00	587.00	All County Music
Timbales	Latin Percussion	LP257B	1	585.60	585.60	All County Music

	McArthur Senior HS
	\$299,998.59

Instrument Type	Brand Name	Model #	Quantity	Unit Price	Line Total	Vendor
Bass Drum Marching 28	Yamaha	MB8328	1	541.84	541.84	All County Music
Bass Drum Marching 26	Yamaha	MB8326	1	515.84	515.84	All County Music
Cymbal 16"	Sabian	11620	1	500.00	500.00	All County Music
Electric Bass	Peavey	GRIND4BXP	1	499.99	499.99	All County Music
Bass Drum Marching 24	Yamaha	MB8324	1	489.84	489.84	All County Music
Bass Drum Marching 22	Yamaha	MB8322	1	463.84	463.84	All County Music
Trombone Cup Mute	Denis Wick	DW5529	5	90.29	451.45	All County Music
YBass Drum Marching 20	Yamaha	MB8320	1	437.84	437.84	All County Music
Snare Drum	Majestic	MCS1465MA	1	424.80	424.80	All County Music
Concert Toms 15,16	Majestic	CTS1516S	1	418.90	418.90	All County Music
Bass Drum Marching 18	Yamaha	MB8318	1	411.84	411.84	All County Music
Keyboard Stand	Stageline	LG400	1	400.00	400.00	All County Music
High Hats	Sabian	21402	1	372.40	372.40	All County Music
Snare Case	Yamaha	PCHMS14	5	73.92	369.60	All County Music
Tenor Beater	Ludwig	L2333	8	45.57	364.56	All County Music
Concert Toms 13,14	Majestic	CTS1314S	1	364.00	364.00	All County Music
Amplifier Bass	Peavey	MAX115	1	349.99	349.99	All County Music
Concert Bell Stand	Majestic	MRS25	1	330.40	330.40	All County Music
Concert Toms 10,12	Majestic	CTS1012S	1	324.80	324.80	All County Music
Snare Stand	Majestic	XS750A	3	106.40	319.20	All County Music
Trombone Straight Mute	Denis Wick	DW5505	5	63.69	318.45	All County Music
Concert Toms 6,8	Majestic	CTS68S	1	291.20	291.20	All County Music
Trap Table	Ludwig	LE1378	2	141.00	282.00	All County Music
Tenor Drum Strap	Ludwig	LF382B	15	18.55	278.25	All County Music
Bass Drum Strap	Ludwig	LF350B	10	27.65	276.50	All County Music
Bongos	Latin Percussion	LP201A2	1	271.20	271.20	All County Music
Mute French Horn	HumesBurg	HB119	5	52.15	260.75	All County Music
High Hat Stand	Ludwig	LAP16HH	1	255.00	255.00	All County Music
Angle Bar	Ludwig	LF475	10	24.95	249.50	All County Music
Leg rest	Ludwig	LF479	10	24.95	249.50	All County Music
Cymbal Ride 20"	Sabian	22012	1	227.85	227.85	All County Music
Granite Blocks	Latin Percussion	LP1210	1	207.60	207.60	All County Music
Tenor Drum Case	Ludwig	LP45C	4	50.63	202.52	All County Music
Cymbal Crash 16"	Sabian	21608	1	165.62	165.62	All County Music
Gong Stand	Sabian	61006	1	149.45	149.45	All County Music
Drum Throne	Ludwig	LAP51TH	1	149.40	149.40	All County Music
Bass Drum Pedal	Ludwig	LAP15FP	1	147.00	147.00	All County Music
Cymbal Stand Boom	Ludwig	LAP37BCS	1	147.00	147.00	All County Music
Snare Stand	Ludwig	LAP22SS	1	135.00	135.00	All County Music
Cymbal Stand	Ludwig	LAP27CS	1	131.40	131.40	All County Music
Bass Drum Case 28"	Yamaha	PCHMB28	1	120.96	120.96	All County Music
Bass Drum Case 26	Yamaha	PCMMB26	1	117.12	117.12	All County Music
Bass Drum Case 24	Yamaha	PCHMB24	1	112.32	112.32	All County Music
Bass Drum Case 22	Yamaha	PCHMB22	1	99.84	99.84	All County Music
Cymbal Pads	Sabian	61001	5	17.95	89.75	All County Music
Tambourine 10"	Grover	SVTAMBER	1	89.60	89.60	All County Music
Cymbal Stand	Gibraltar	7614	1	87.50	87.50	All County Music
Bass Drum Case 20	Yamaha	PCHMB20	1	82.56	82.56	All County Music
Bass Drum Case 18	Yamaha	PCHMB18	1	77.76	77.76	All County Music
Snare Stand	Gibraltar	5706EX	1	77.00	77.00	All County Music
Cymbal Straps	Sabian	61002	5	12.95	64.75	All County Music
Keyboard Music Rest	Yamaha	YMR03	1	47.20	47.20	All County Music
Woodblock 10"	Grover	WB10	1	44.80	44.80	All County Music
Woodblock 9"	Grover	WB9	1	43.20	43.20	All County Music
Agogo Bells	Latin Percussion	LP231A	1	42.60	42.60	All County Music
Woodblock 8	Grover	WB8	1	41.60	41.60	All County Music

	McArthur Senior HS
	\$299,998.59

Instrument Type	Brand Name	Model #	Quantity	Unit Price	Line Total	Vendor
Woodblock 7"	Grover	WB7	1	40.00	40.00	All County Music
Hand Drum	Remo-	HS1508LK-	1	575.68	575.68	All County Music
Studio Monitor Speaker	Yamaha-	HS5-	1	562.50	562.50	All County Music
Wireless Microphone	Shure-	BLX288-PG58-	1	549.00	549.00	All County Music
Microphone Condense	Audio Technica-	U873R-	1	458.00	458.00	All County Music
Headphones	Yamaha-	HPHMT7-	1	448.50	448.50	All County Music
Mixer, 6 Channel	Yamaha-	AG06-	1	201.75	201.75	All County Music
Microphone Cable	Peavey-	576260-	1	163.48	163.48	All County Music
Instrument Cable 20"	Peavey-	493990-	1	110.00	110.00	All County Music
Rhythm Sticks	Grover-	3277-	1	67.20	67.20	All County Music
Instrument Cable	Peavey-	493990-	1	41.00	41.00	All County Music

McNab Elementary	
\$49,992.51	

InstrumentType	BrandName	Model #	Quantity	UnitPrice	LineTotal	Vendor
Orff Xylophone Alto/Tenor	Sonar	TAKX10	7	810.00	5,670.00	Mae Music
Orff Xylophone Soprano	Sonar	SKX10	7	553.50	3,874.50	Mae Music
Student Chair	Wenger	0936121	40	66.00	2,640.00	Wenger
Violin 1/4 Size, Training with Case	C Bruno	VN45014	12	212.50	2,550.00	Mae Music
Violin 3/4 Size, Training with Case	C Bruno	VN45034	12	212.50	2,550.00	Mae Music
Violin 4/4 Size, Training with Case	C Bruno	VN45044	12	212.50	2,550.00	Mae Music
Tambourine 10" Double row headless	Latin Percussion	LP380B	20	123.78	2,475.60	Music Man
Classic 50 Music Stand	Wenger	039E500	43	51.00	2,193.00	Wenger
Orff Bass Xylophone Bass Xylophone	Sonar	GBKX10	1	1,777.50	1,777.50	Mae Music
Orff Bass Metallophone Bass Metallophone	Sonar	GBKM10	1	1,575.00	1,575.00	Mae Music
Cello 3/4 Size, Training with Case	C Bruno	VC45034	2	742.90	1,485.80	Mae Music
Granite Blocks w/stand	Latin Percussion	LP1210	5	235.27	1,176.35	Mae Music
Orff Glockenspiel Alto/Tenor	Sonar	TAG19	5	207.00	1,035.00	Mae Music
Orff Glockenspiel Soprano diatonic	Sonar	SG19	5	198.00	990.00	Mae Music
Guitar, Acoustic Full size with case	Yamaha	D40II w/ CG-HC Cas	5	162.87	814.35	Music Man
Drum Set With hardware and cymbals	Yamaha	GM2F56WGG	1	650.00	650.00	All County Music
Guitar, Acoustic Half Size with case	Yamaha	D2AII w/ CG2-SC so	5	121.16	605.80	Music Man
Bass Guitar Full size	Peavey	03018480	2	262.49	524.98	All County Music
Maracas	Rhythm Band	RB1203	43	10.99	472.57	Music Man
Orff Cymbals 8" with strap	Sonar	V3902	5	83.70	418.50	Mae Music
Orff Cymbals 6" with strap	Sonar	V3901	5	70.20	351.00	Mae Music
Finger Cymbals 2"	Zildjian	P0770	26	10.24	266.24	Mae Music
Orff Cymbals 4" with strap	Sonar	V3900	5	51.30	256.50	Mae Music
Cowbell 4.5"	Rhythm Band	RB1220	20	8.63	172.60	Music Man
Timbales Stainless steel	Pearl	PTE1336	1	95.76	95.76	Music Man
Cowbell 5.5"	Rhythm Band	RB1221	10	9.42	94.20	Music Man
Cymbals Crash, 16" w/straps and pads	Sabian	w/ 61002 straps & 6	5	12.95	64.75	All County Music
Guero	Sonar	L2621	5	12.60	63.00	Mae Music
Drum Throne Portable	Pearl	D790	1	43.49	43.49	Music Man
Sound System, complete PA w.speakers	Soundcraft	SSMEDIUM	2	6,278.01	12,556.02	All County Music

Monarch HS	
\$299,996.69	

Instrument Type	Brand Name	Model #	Quantity	Unit Price	Line Total	Vendor
Keyboard Cart	Wenger	210B005	1	1,454.11	1,454.11	Wenger
Risers Signature 4 step	Wenger	098D054	4	1,839.88	7,359.52	Wenger
Siderails Signature	Wenger	098D541	1	506.86	506.86	Wenger
Conductors System	Wenger	236C001.102	1	2,315.26	2,315.26	Wenger
Tech Bridge 4'	Wenger	236A003.100	1	305.69	305.69	Wenger
Tech Bridge Cup	Wenger	236A007	1	24.08	24.08	Wenger
Laptop Mount	Wenger	236B008	1	171.33	171.33	Wenger
Tech Bridge pwr shelf	Wenger	236A010	1	45.83	45.83	Wenger
Tech Bridge Work Surface	Wenger	236A004	1	64.09	64.09	Wenger
Speaker System	Mega Vox	MEGA-8000U2	1	1,650.00	1,650.00	MAE
Quints Marching	Yamaha	MQT60234FWC	3	1,384.24	4,152.72	ACM
Clarinet Wood	Selmer	B16PRESENCE	8	2,824.38	22,595.04	ACM
Bass Drum Marching 30"	Yamaha	MB8330FWCSH	1	1,042.08	1,042.08	ACM
Bass Drum Marching 16"	Yamaha	MB8316FWCSH	1	801.84	801.84	ACM
Bass Drum Marching 18"	Yamaha	MB8318FWCSH	1	834.08	834.08	ACM
Bass Drum Marching 26"	Yamaha	MB8326FWCSH	1	980.72	980.72	ACM
Bass Drum Marching 24"	Yamaha	MB8324FWCSH	1	949.52	949.52	ACM
Bass Drum Marching 22"	Yamaha	MB8322FWCSH	1	910.00	910.00	ACM
Bass Drum Marching 20"	Yamaha	MB8320FWCSH	1	865.28	865.28	ACM
Bass Drum Marching 28"	Yamaha	MB8328FWCSH	1	1,010.88	1,010.88	ACM
English Horn	Fox	500	1	6,860.00	6,860.00	ACM
Oboe Full Conservatory	Yamaha	YOB41	1	4,702.86	4,702.86	ACM
Mellophone Marching	Yamaha	YMP204MS	7	1,440.70	10,084.90	ACM
Marching Euphonium	Yamaha	YEP202MS	7	2,376.00	16,632.00	ACM
Vibraphone	Majestic	V1530S	2	3,519.75	7,039.50	ACM
Marching Snare Drum	Yamaha	MS9314FWC	6	772.72	4,636.32	ACM
Amplifyer Keyboard	Peavey	KB5	2	584.99	1,169.98	ACM
Amplifyer Guitar	Peavey	BANDIT112	2	349.99	699.98	ACM
Amplifyer Bass	Peavey	MAX115	1	299.99	299.99	ACM
Snare Drum Concert	Majestic	MPS1465MB	2	722.75	1,445.50	ACM
Snare Drum 14x5	Majestic	MPS1450MB	2	681.45	1,362.90	ACM
Crotales Low	Sabian	50303L	1	1,467.50	1,467.50	ACM
Crotales High	Sabian	50303H	1	1,467.50	1,467.50	ACM
Music Lab Expansion	Yamaha	LC4EXP	2	1,574.37	3,148.74	ACM
Connection kit	Yamaha	LC4WIFIKIT	1	629.37	629.37	ACM
Note Kit 61 Keyboard	Yamaha	NP12BKIT	25	219.24	5,481.00	ACM
Headset	Yamaha	LC2CM500	1	50.40	50.40	ACM
Music Lab Base	Yamaha	LC4BASE	1	3,199.99	3,199.99	ACM
Concert Bass Drum	Majestic	MFCB3622	1	1,593.00	1,593.00	ACM
Timpani Set	Majestic	MP04AH	1	11,463.70	11,463.70	ACM
Chimes	Majestic	C1618C	1	4,228.20	4,228.20	ACM
Marimba w/field frame	Majestic	M1550P	1	9,177.30	9,177.30	ACM
Xylophone w/field frame	Majestic	X1535P	2	1,990.25	3,980.50	ACM
Piccolo Performing	Yamaha	YPC62R	2	1,958.04	3,916.08	ACM
Bass Trombone Performing	Bach	50B3O	1	2,906.01	2,906.01	ACM
Tuba Marching	King	SB50SP	6	6,499.00	38,994.00	ACM
Tuba Concert 4 valve	Yamaha	YBB641	2	6,999.00	13,998.00	ACM
Trombone w/F Performing	Conn	88HO	4	1,838.62	7,354.48	ACM
French Horn Performing	Conn	8D	2	3,126.62	6,253.24	ACM
Trumpet	King	2055S	7	937.94	6,565.58	ACM
Trumpet Performing	Schilke	SCHILKES32HDS	8	2,831.50	22,652.00	ACM
Tenor Saxophone Performing	Yamaha	YTS62III	2	2,755.62	5,511.24	ACM
Alto Saxophone	Yamaha	YAS62III	4	2,488.86	9,955.44	ACM
Contra Bass Clarinet	Leblanc	L7182	1	3,662.82	3,662.82	ACM

	Monarch HS
	\$299,996.69

Instrument Type	Brand Name	Model #	Quantity	Unit Price	Line Total	Vendor
Clarinet Wood	Yamaha	YCL400AD	8	951.48	7,611.84	ACM
Flute Performing	Powell	PSP75CL	7	2,585.00	18,095.00	ACM
Utility Cart	Jarvis	RAC10773	2	1,613.90	3,227.80	Cascio Interstate
Mouthpiece Tuba	Conn	120S	2	79.00	158.00	ACM
Mouthpiece Bass Tbn	AL	A02BT65AL	3	33.60	100.80	ACM
Mouthpiece French H	Farcas	H2850MDC	3	58.10	174.30	ACM

	New River
	\$99,986.69

Instrument Type	Brand Name	Model #	Quantity	Unit Price	Line Total	Vendor
Keyboard Stand	Stageline	KS25Q	1	34.99	34.99	ACM
Keyboard Bench	Stageline	KB40	1	37.95	37.95	ACM
Keyboard	Yamaha	PSRE253KIT	1	154.98	154.98	ACM
Bass Clarinet	Yamaha	YCL221II	2	1,872.72	3,745.44	ACM
Euphonium	King	2280SP	2	2,150.96	4,301.92	ACM
Tuba 4 valve	Conn	5JW	2	4,459.70	8,919.40	ACM
Alto Saxophone	Yamaha	YAS200AD	4	1,124.28	4,497.12	ACM
Baritone Saxophone	Conn Selmer	SBS280R	1	4,381.41	4,381.41	ACM
Bassoon	Fox	RENARD222	1	5,200.00	5,200.00	ACM
Tuba 3/4	Holton	BB450	4	2,345.77	9,383.08	ACM
Trombone	Conn	88HO	3	1,838.62	5,515.86	ACM
Trombone Training	Yamaha	YSL200AD	8	646.38	5,171.04	ACM
Trumpet Intermediate	Conn Selmer	52BSP	2	1,074.10	2,148.20	ACM
Trumpet Training	Yamaha	YTR200AD	8	646.38	5,171.04	ACM
French Horn Dbl	Conn	8D	2	3,126.62	6,253.24	ACM
French Horn Train	Yamaha	YHR567	4	2,590.38	10,361.52	ACM
Tenor Saxophone	Selmer	STS280R	2	1,980.33	3,960.66	ACM
Alto Saxophone Pro	Selmer	SAS280R	2	1,795.44	3,590.88	ACM
Clarinet Wood	Yamaha	YCL400AD	2	951.48	1,902.96	ACM
Clarinet Training	Yamaha	YCL200AD	10	522.18	5,221.80	ACM
Flute Intermediate	Yamaha	YFL361HLPGP	2	1,058.94	2,117.88	ACM
Flute Training	Yamaha	YFL200AD	10	498.42	4,984.20	ACM
Oboe	Yamaha	YOB241	2	1,465.56	2,931.12	ACM

North Side Elementary	
\$12,488.91	

InstrumentType	BrandName	Model #	Quantity	UnitPrice	LineTotal	Vendor
Lp LP646NYDW Congas, 10" & 11" 28" tall with stand, dark wood	Latin Percussion	LP646NYDW	1	349.99	349.99	All County Music
Beater Bass Drum	Vic Firth	BD1	2	39.90	79.80	All County Music
Cowbell 4.5"	Rhythm Band	RB1220	2	42.69	85.38	All County Music
Cowbell 5.5"	Rhythm Band	RB1221	1	55.99	55.99	All County Music
Bell Tree with mallet	Latin Percussion	LP450	2	143.49	286.98	All County Music
Cymbals Crash, 16" w/straps and pads	Sabian	w/ 61002 straps & 6	2	89.18	178.36	All County Music
Snare Drum, 5.5x14" with Case	Majestic	MCS1450MA	3	378.00	1,134.00	All County Music
Remo TU1110PM Latin/Hand, 10" Tubano	Remo	TU1112PM	4	222.25	889.00	All County Music
Rhythm Sticks Pair, Fluted	Rhythm Band	RB767	28	2.03	56.84	All County Music
Wind Chimes With stand	Latin Percussion	LPA280	2	98.00	196.00	All County Music
Amplifyer, Keyboard 100 Watts	Peavey	KB4	1	499.99	499.99	All County Music
Orchestra Bells 2.5 Octave with case	Majestic	B3525A	1	895.70	895.70	All County Music
World Drumming Package A	Remo	WMDCAA 30 stud	1	6,323.38	6,323.38	All County Music
Concert Bass Drum 28" with Stand	Majestic	MPB2818	1	1,457.50	1,457.50	All County Music

Northeast HS	
\$298,677.65	

InstrumentType	BrandName	Model #	Quantity	UnitPrice	LineTotal	Vendor
Electric Bass blk	Peavey	00531740	1	399.99	399.99	All County Music
Amplifyer, Bass	Peavey	MAX115	1	349.99	349.99	All County Music
Bag, Bass Guitar	EMD	STB10UBPACK	1	33.59	33.59	All County Music
Electric Guitar	Peavey	00532220	1	399.99	399.99	All County Music
Amplifyer, Guitar	Peavey	BANDIT112	1	399.99	399.99	All County Music
Bag, Electric Guitar	EMD	STB10UEPACK	1	33.59	33.59	All County Music
Cymbal Stand, Concert	Gibraltar	7614	3	87.50	262.50	All County Music
Cymbal Straps	Sabian	61002	4	12.95	51.80	All County Music
Cymbal Pads	Sabian	61001	4	17.95	71.80	All County Music
Cymbals 18"	Sabian	21821	1	388.08	388.08	All County Music
Cymbals 18" Marching	Sabian	21822	2	388.08	776.16	All County Music
Concert Toms 15 `16"	Majestic	CTS1516S	1	397.60	397.60	All County Music
Concert Toms 13 14"	Majestic	CTS1314S	1	364.00	364.00	All County Music
Concert Toms 10 12"	Majestic	CTS1012S	1	324.80	324.80	All County Music
Concert Toms 6 8"	Majestic	CTS68S	1	291.20	291.20	All County Music
Stand, Concert Bells	Majestic	MRS25	1	320.65	320.65	All County Music
Stand, Snare Drum	Majestic	XS750A	2	102.60	205.20	All County Music
Leg Rest	Ludwig	LR40	6	39.55	237.30	All County Music
Strap	Ludwig	LF382B	20	20.95	419.00	All County Music
Rod Mount Leg rest	Ludwig	LF479	5	40.36	201.80	All County Music
Multi Angle Bar	Ludwig	LF475	5	24.95	124.75	All County Music
Tenor Drum Case	Ludwig	LP00C	5	68.08	340.40	All County Music
Tenor Drum 14x12	Ludwig	LULT14PX	5	241.96	1,209.80	All County Music
Piccolo	Pearl	PF500	2	499.00	998.00	All County Music
Trombone	Conn	23H	20	673.45	13,469.00	All County Music
Trumpet	Conn	23B	20	657.25	13,145.00	All County Music
Alto Saxophone	Yamaha	YAS200AD	10	955.80	9,558.00	All County Music
Flute	Yamaha	YFL200AD	20	424.35	8,487.00	All County Music
Clarinet	Yamaha	YCL200AD	20	444.15	8,883.00	All County Music
Concert Bells	Majestic	B3525A	1	622.75	622.75	All County Music
Concert Snare Drum 14x5 maple	Majestic	MPS1450MB	1	666.40	666.40	All County Music
Concert Snare Drum 14x6 maple	Majestic	MPS1465MB	1	705.60	705.60	All County Music
Clarinet wood	Yamaha	YCL400AD	5	817.20	4,086.00	All County Music
Snare Drum Marching w.case	Yamaha	MS9314CHFWC	6	818.88	4,913.28	All County Music
Bass Drum Marching 18"	Yamaha	MB8318FWC	1	613.44	613.44	All County Music
Bass Drum Marching 20"	Yamaha	MB8320FWC	1	642.24	642.24	All County Music
Bass Drum Marching 22"	Yamaha	MB8322FWC	1	683.52	683.52	All County Music
Bass Drum Marching 24"	Yamaha	MB8324FWC	1	683.52	683.52	All County Music
Bass Drum Marching 26"	Yamaha	MB8326FWC	1	748.80	748.80	All County Music
Bass Drum Marching 28"	Yamaha	MB8328FWC	1	776.64	776.64	All County Music
Baritone Saxophone performing	Conn-Selmer	SBS280R	1	4,314.94	4,314.94	All County Music
Tenor Saxophone performing	Selmer	TS44M	2	2,445.10	4,890.20	All County Music
Alto Saxophone Performing	Selmer	AS42M	4	2,296.63	9,186.52	All County Music
Clarinet Performing	Selmer	B16PRESENCE	3	2,794.96	8,384.88	All County Music
Flute	Yamaha	YFL472HAL	4	1,676.50	6,706.00	All County Music
Bass Clarinet performing	Leblanc	L60	1	4,480.64	4,480.64	All County Music
Bass Clarinet training	Yamaha	YCL221II	1	1,663.93	1,663.93	All County Music
Tuba 3/4	Jupiter	CT300	4	2,517.00	10,068.00	All County Music
Oboe Performing	Fox	FOX335	2	3,451.00	6,902.00	All County Music
Oboe Training	Yamaha	YOB241	2	1,328.10	2,656.20	All County Music
Piccolo	Pearl	PFP165E	1	1,347.00	1,347.00	All County Music
Tuba 4 valve rotary	Yamaha	YBB641	4	6,524.13	26,096.52	All County Music

	Northeast HS
	\$298,677.65

InstrumentType	BrandName	Model #	Quantity	UnitPrice	LineTotal	Vendor
Trombone Performing w.F	Conn	66H	3	1,567.50	4,702.50	All County Music
Trombone	King	608F	4	1,276.45	5,105.80	All County Music
Euphonium	Jupiter	CE40	4	1,290.00	5,160.00	All County Music
Euphonium performing	King	2280SP	4	2,195.20	8,780.80	All County Music
Trumpet Performing	Yamaha	YTR8335IIGS	3	1,747.53	5,242.59	All County Music
Trumpet Performing	Yamaha	YTR8335IIS	3	1,747.53	5,242.59	All County Music
Marching Quints	Yamaha	MQT68023FWC	2	1,216.32	2,432.64	All County Music
Marching Euphonium	King	K30SP	5	2,078.86	10,394.30	All County Music
Sousaphone	King	2350WSP	8	5,256.47	42,051.76	All County Music
Tenor Saxophone Training	Yamaha	YTS200AD	5	1,206.00	6,030.00	All County Music
Alto Saxophone Performing	Selmer	AS42M	1	2,296.63	2,296.63	All County Music
Mellophone, Marching	King	K20SP	6	1,218.74	7,312.44	All County Music
French Horn dbl	Holton	HNSOL200	2	2,636.70	5,273.40	All County Music
French Horn	Holton	HNSOL100	2	3,034.90	6,069.80	All County Music
Bassoon	Fox	RENARD222	1	5,655.00	5,655.00	All County Music
Vibraphone	Majestic	V7530S	1	3,471.50	3,471.50	All County Music
Xylophone	Majestic	X6535P	1	1,802.00	1,802.00	All County Music
Marimba	Majestic	M6543P	1	3,577.50	3,577.50	All County Music
Concert Bass Drum 36"	Majestic	MCB3618	1	1,198.40	1,198.40	All County Music
String Bass 3/4	Eastman	VB80ST34	2	1,447.50	2,895.00	All County Music

	Nova High School
	\$296,071.28

Instrument Type	Brand Name	Model #	Quantity	Unit Price	Line Total	Vendor
Alto Saxophone	Yamaha	YAS62III	2	2,488.86	4,977.72	All County Music
Alto Saxophone	Yamaha	YAS200AD	3	1,124.28	3,372.84	All County Music
Amplifier Bass	Fender	RUMBLE500	1	576.00	576.00	Music Arts Enterprises
Amplifier Guitar	Fender	HOTRODDLXIII	1	695.00	695.00	Music Arts Enterprises
Amplifier Keyboard	Roland	KC350	2	514.00	1,028.00	Music Arts Enterprises
Audio Snake 100'	Kaman	RPCOS16X4100	1	674.00	674.00	Music Arts Enterprises
Bar Chime	Sabian	61174B24	1	141.12	141.12	ACM
Baritone Saxophone	Yamaha	YBS62	1	7,265.16	7,265.16	All County Music
Bass Clarinet Performing	Leblanc	L60	1	4,791.99	4,791.99	All County Music
Bass Drum Head 20"	Evans	BD20MX2B	8	76.47	611.76	ACM
Bass Drum Head 22"	Evans	BD22MX2B	8	82.60	660.80	ACM
Bass Drum Head 24"	Evans	BD24MX2B	8	88.55	708.40	ACM
Bass Drum Head 26"	Evans	BD26MX2B	8	94.50	756.00	ACM
Bass Drum Head 28"	Evans	BD28MX2B	8	103.42	827.36	ACM
Bass Drum Pedal	Ludwig	LAP15FP	1	147.00	147.00	All County Music
Bass Guitar	Fender	AMRSTNDBASSGTF	1	1,049.00	1,049.00	MAE
Bass Trombone	Yamaha	YBL620G	1	3,075.84	3,075.84	All County Music
Bassoon	Fox	RENARD222	1	5,200.00	5,200.00	All County Music
Bongos	Latin Percussion	LP1964	1	299.99	299.99	ACM
Cabasa afuche	Latin Percussion	LP234A	1	43.20	43.20	ACM
Cable Connectors	MAE	CABLE2XMAE	1	350.00	350.00	Music Arts Enterprises
Cart Heavy Duty	Kaman	RR18RT	1	284.00	284.00	Music Arts Enterprises
Chime Hammer	Vic Flrth	CH	1	27.19	27.19	All County Music
Chimes Chrome	Majestic	C1618C	1	4,228.20	4,228.20	All County Music
Clarinet	Yamaha	YCL200AD	8	522.18	4,177.44	All County Music
Clarinet	Yamaha	YCL400AD	4	817.20	3,268.80	ACM
Clarinet Performing	Selmer	B16PRESENCE	2	2,824.38	5,648.76	All County Music
Clarinet Performing	Selmer	B16PRESENCE	2	2,824.38	5,648.76	All County Music
Concert Bass Drum	Majestic	MFCB3622	1	1,770.00	1,770.00	All County Music
Concert Snare Drum	Majestic	MPS1465MB	1	743.40	743.40	All County Music
Concert Toms 10,12	Majestic	CTS1012S	1	342.20	342.20	All County Music
Concert Toms 13,14	Majestic	CTS1314S	1	383.50	383.50	All County Music
Concert Toms 15,16	Majestic	CTS1516S	1	418.00	418.00	All County Music
Concert Toms 6,8	Majestic	CTS68S	1	306.80	306.80	All County Music
Connector	Kaman	CNTRYMNECHDST	1	354.00	354.00	Music Arts Enterprises
Contra Alto Clarinet	Leblanc	L7181	1	2,213.31	2,213.31	All County Music
Contra Bass Clarinet	Leblanc	L7182	1	3,662.82	3,662.82	All County Music
Cover	QSC	E18COVER	2	85.00	170.00	Music Arts Enterprises
Cover	QSC	E15COVER	2	75.00	150.00	Music Arts Enterprises
Cowbell	Latin Percussion	LP009	1	60.20	60.20	ACM
Crotales High	Sabian	50303H	1	1,467.50	1,467.50	All County Music
Crotales Low	Sabian	50303L	1	1,467.50	1,467.50	All County Music
Cymbal 20"	Sabian	22012	1	232.50	232.50	All County Music
Cymbal Crash 16"	Sabian	21608	1	169.00	169.00	All County Music
Cymbal High Hats	Sabian	21402	1	280.00	280.00	All County Music
Cymbal Pads	Sabian	61001	10	17.95	179.50	All County Music
Cymbal Stand	Gibraltar	7614	4	87.50	350.00	ACM
Cymbal Stand	Ludwig	LAP27CS	1	131.40	131.40	All County Music
Cymbal Stand Boom	Ludwig	LAP37BCS	1	147.00	147.00	All County Music
Cymbal Straps	Sabian	61002	10	12.95	129.50	All County Music
Cymbals 14"	Sabian	21422	1	280.00	280.00	All County Music
Cymbals 16"	Sabian	21622	1	338.00	338.00	All County Music
Cymbals 16"	Sabian	11620	1	500.00	500.00	All County Music
Cymbals 18 Germanic	Sabian	11824	1	587.00	587.00	All County Music
Cymbals 18"	Sabian	11820	1	587.00	587.00	All County Music
Cymbals 18"	Sabian	21822	1	396.00	396.00	All County Music
Cymbals 19" marching	Sabian	21922	1	423.00	423.00	All County Music
Digital Mixer	Soundcraft	SIEXPRESSION	1	1,912.00	1,912.00	MAE
Digital Speaker Proc	DBX	DRIVERACKPA2	1	384.00	384.00	Music Arts Enterprises

	Nova High School
	\$296,071.28

Instrument Type	Brand Name	Model #	Quantity	Unit Price	Line Total	Vendor
Digital Wireless System	Kaman	SHRQLXD24SM58	1	948.00	948.00	MAE
Digital Wireless System	Kaman	SHRQLXD14	1	925.00	925.00	Music Arts Enterprises
Drum Set Maple	Ludwig	L8424AXON	1	2,299.99	2,299.99	All County Music
Enclosure Main	QSC	E15	2	525.00	1,050.00	Music Arts Enterprises
Enclosure Sub	QSC	E18SW	2	700.00	1,400.00	Music Arts Enterprises
Euphonium Compensating	Yamaha	YEP642SII	3	5,234.76	15,704.28	All County Music
Flute	Yamaha	YFL200AD	4	424.35	1,697.40	ACM
Flute Intermediate	Yamaha	YFL361HLPGP	8	1,058.94	8,471.52	All County Music
Flute Intermediate	Yamaha	YFL362HLPGP	2	1,058.94	2,117.88	All County Music
Flute Performing	Powell	PSP75CL	2	2,585.00	5,170.00	All County Music
Flute Performing	Powell	PSP75CL	2	2,585.00	5,170.00	All County Music
French Horn Double	Yamaha	YHR668N	4	3,707.64	14,830.56	All County Music
Gong	Sabian	54001	1	1,303.50	1,303.50	All County Music
Gong Mallet	Mike Balter	GM3	1	35.00	35.00	All County Music
Gong Stand	Majestic	QGS40	1	737.50	737.50	All County Music
Granite Block	Latin Percussion	LP1210	1	207.60	207.60	ACM
Harmony Director	Yamaha	MD200SBKIT	1	995.00	995.00	All County Music
High Hat Stand	Ludwig	LAP16HH	1	255.00	255.00	All County Music
Keyboard	Yamaha	NP328KIT	40	319.98	12,799.20	All County Music
Keyboard Case	Kaman	SKB1SKBR6020W	2	324.00	648.00	Music Arts Enterprises
Keyboard Digital 88	Yamaha	MONTAGE8	1	3,599.20	3,599.20	All County Music
Keyboard Stand	Stageline	KS11	40	69.99	2,799.60	All County Music
Lighting Controller	Music People	APL	1	500.00	500.00	Music Arts Enterprises
Mallet Holder	Yamaha	MBMH2	5	13.14	65.70	ACM
Mallet Bag	Innovative Percussion	MB3	2	59.50	119.00	ACM
Mallets	Mike Balter	MB23R	5	46.20	231.00	All County Music
Mallets	Innovative Percussion	IP240	5	33.95	169.75	All County Music
Mallets	Innovative Percussion	IP1M	5	25.55	127.75	All County Music
Mallets	Innovative Percussion	IP905	2	31.50	63.00	All County Music
Mallets	Vic Firth	TG01	1	55.99	55.99	All County Music
Mallets	Vic Firth	SD1	5	8.00	40.00	All County Music
Mallets	Innovative Percussion	IP907	1	30.10	30.10	All County Music
Mallets Bass Drum	Innovative Percussion	FBX4	2	52.85	105.70	ACM
Mallets Bass Drum	Innovative Percussion	FBX3	2	44.45	88.90	ACM
Mallets Bass Drum	Innovative Percussion	FBX2	2	40.95	81.90	ACM
Mallets Bass Drum	Innovative Percussion	FBX1	2	39.50	79.00	ACM
Maracas	Latin Percussion	LP281	1	22.99	22.99	ACM
Marching Baritone	Yamaha	YBH301MS	3	1,966.68	5,900.04	All County Music
Marching Bass Drum 20	Yamaha	MB8320AWCSH	1	946.40	946.40	All County Music
Marching Bass Drum 22	Yamaha	MB8322AWCSH	1	991.12	991.12	All County Music
Marching Bass Drum 24	Yamaha	MB8324AWCSH	1	1,030.64	1,030.64	All County Music
Marching Bass Drum 26	Yamaha	MB8326AWCSH	1	1,061.84	1,061.84	All County Music
Marching Bass Drum 28	Yamaha	MB8328AWCSH	1	1,092.00	1,092.00	All County Music
Marching Euphonium	Yamaha	YEP202MS	3	2,376.00	7,128.00	All County Music
Marching Mellophone	Yamaha	YMP204MS	5	1,440.72	7,203.60	All County Music
Marching Quints	Yamaha	MQT68023AWCSH	2	1,546.48	3,092.96	All County Music
Marching Snare Drum	Yamaha	MS9314CHAWCSH	3	1,118.00	3,354.00	All County Music
Marching Tuba	Yamaha	YBB202MSWC	4	6,110.64	24,442.56	All County Music
Marimba	Majestic	M1646P	1	7,155.00	7,155.00	All County Music
Megavox DLX Air package dual w/HH.BP	Kaman	MVMEGADPDUAL	1	2,325.00	2,325.00	MAE
Metronome	Roland	DB90	1	150.00	150.00	MAE
Mount Clamp	Majestic	RU8A	6	28.00	168.00	ACM
Music Stand	Mahassett	AC48S	72	40.95	2,948.40	All County Music
Oboe Performing	Fox	FOX335	1	3,570.00	3,570.00	All County Music
Orchestra Bells	Majestic	B3525S	1	912.60	912.60	All County Music
Piano Digital	Yamaha	YAMAHAACP4	1	2,356.00	2,356.00	All County Music
Piccolo	Yamaha	YPC32	3	733.86	2,201.58	All County Music

Nova High School	
\$296,071.28	

Instrument Type	Brand Name	Model #	Quantity	Unit Price	Line Total	Vendor
Piccolo Performing	Yamaha	YPC62R	1	1,958.04	1,958.04	All County Music
Power Amp Subs	Crown	XT16002	1	1,998.00	1,998.00	MAE
Power Amplifier	QSC	CMX800VA	1	783.00	783.00	Music Arts Enterprises
Pro CD Player	Kaman	TASCD200BT	1	325.00	325.00	Music Arts Enterprises
Pro Drill System	Pware	PW3DPRO	1	1,078.00	1,078.00	MAE
Rack	Kaman	GTRDRAWER2U	1	89.00	89.00	Music Arts Enterprises
Rack Assembly	MAE	RACK3XMAE	1	1,350.00	1,350.00	MAE
Rack for Mixer	QSC	TMR	1	72.00	72.00	Music Arts Enterprises
Rim savers 20"-32"	Yamaha	RS-2032	10	25.20	252.00	ACM
Rolling Rack Case	Odyssey	CXP12X12WX20	1	600.00	600.00	Music Arts Enterprises
Sequencer/15A Conditioner	Kaman	M8S	1	225.00	225.00	Music Arts Enterprises
Shaker	Latin Percussion	LP440	1	20.40	20.40	ACM
Sibelius Package	Sibelius	AVID99356591500	1	569.00	569.00	MAE
Slapstick	Toca	T2501	1	28.70	28.70	ACM
Snare Drum	Ludwig	LB418	1	839.40	839.40	All County Music
Snare Head 14"	Evans	SB14MHG	4	80.85	323.40	ACM
Snare Head 14"	Evans	SS14MX5	4	66.67	266.68	ACM
Snare Stand	Majestic	XS750A	4	112.10	448.40	All County Music
Snare Stand	Ludwig	LAP22SS	1	135.00	135.00	All County Music
Snare Stick	Innovative Percussion	FSJC	6	13.30	79.80	ACM
Stand Rack	Mahassett	AC94R	3	442.50	1,327.50	All County Music
Stick Bag	Innovative Percussion	SB3	5	17.50	87.50	ACM
Tambourine 10"	Grover	SVTAMBBR	1	89.60	89.60	ACM
Tenor Head 10"	Evans	TT10CC	4	19.42	77.68	ACM
Tenor Head 12"	Evans	TT12CC	4	20.82	83.28	ACM
Tenor Head 13"	Evans	TT13CC	4	22.57	90.28	ACM
Tenor Head 6"	Evans	TT06CC	4	18.02	72.08	ACM
Tenor Head 8"	Evans	TT08CC	4	18.72	74.88	ACM
Tenor Saxophone	Yamaha	YTS62III	2	2,588.76	5,177.52	All County Music
Tenor Sticks	Innovative Percussion	TSTJ2	2	22.40	44.80	ACM
Timpani Mallet	Vic Flrth	VFT1	2	36.00	72.00	All County Music
Triangle 8"	Sabian	611348B8	1	42.70	42.70	All County Music
Triangle 6"	Sabian	611346B8	1	35.00	35.00	All County Music
Triangle Set	Danmar	D506	1	15.04	15.04	All County Music
Trombone Performing	Conn	88HO	4	1,838.62	7,354.48	All County Music
Trumpet	Yamaha	YTR8335IIRS	8	1,971.54	15,772.32	All County Music
Trumpet Performing	Yamaha	YTR8335IIRS	2	1,971.54	3,943.08	All County Music
Vibraphone	Majestic	V1530S	1	3,809.70	3,809.70	All County Music
Woodblock 10"	Grover	WB10	1	47.77	47.77	All County Music
Woodblock 7"	Grover	WB7	1	40.00	40.00	ACM
Woodblock 8"	Grover	WB8	1	41.60	41.60	ACM
Woodblock 9"	Grover	WB9	1	43.74	43.74	All County Music
Xylophone	Majestic	X1535P	1	2,243.70	2,243.70	All County Music

	Park Ridge ES
	\$33,871.97

Instrument Type	Brand Name	Model #	Quantity	Unit Price	Line Total	Vendor
Djembe Small	Latin Percussion	LP713SB	2	54.99	109.98	All County Music
Djembe Large	Latin Percussion	LP713LB	2	159.99	319.98	All County Music
Congas	Latin Percussion	LPA647AW	1	449.10	449.10	All County Music
Music Stands Classic	Wenger	039E500	60	50.05	3,003.00	Wenger
Music Stand Cart	Wenger	039C203	3	416.25	1,248.75	Wenger
Choral Risers Tourmaster	Wenger	024H657	4	863.29	3,453.16	Wenger
Riser Backrail	Wenger	024G778	4	339.12	1,356.48	Wenger
Rack Violin/viola Pbl	Wenger	148J005.108	3	788.92	2,366.76	Wenger
Folio Cabinet Choral Pbl	Wenger	146M022.102	1	1,052.42	1,052.42	Wenger
Percussion Workstation Pbl	Wenger	147G001.111	1	1,988.85	1,988.85	Wenger
Flipforms Set of 4	Wenger	1801002	1	3,413.40	3,413.40	Wenger
Guitar 3/4 w.bag	Yamaha	JR1	18	107.50	1,935.00	All County Music
Recorder	Yamaha	YRS24B	100	5.00	500.00	All County Music
Mallets Brass	Musser	MUS122	2	21.95	43.90	All County Music
Mallets Hard Yarn	Innovative Percussion	F2	2	21.00	42.00	All County Music
Mallets Yarn	Innovative Percussion	F1IP	2	21.00	42.00	All County Music
Mallets yarn	Innovative Percussion	F1.5	2	21.00	42.00	All County Music
Mallets Med	Mike Balter	MBB2	2	21.00	42.00	All County Music
Mallets Soft	Mike Balter	MBB3	2	21.00	42.00	All County Music
Mallets Hard	Innovative Percussion	F10	2	16.80	33.60	All County Music
Mallets Lexan	Ludwig	MUS123	2	31.95	63.90	All County Music
Sound System	Yamaha	STAGEPASS600I	1	899.99	899.99	All County Music
Orff Glockenspiel Sopr	Sonar	SG19	4	198.00	792.00	MAE
Orff Glockenspiel A/T	Sonar	TAG19	4	207.00	828.00	MAE
Orff Xylophone Sopr	Sonar	SKX10	1	553.50	553.50	MAE
Orff Xylophone A/T	Sonar	TAKX10	1	810.00	810.00	MAE
Orff Metallophone Sopr	Sonar	SKM10	4	580.50	2,322.00	MAE
Orff Metallophone A/T	Sonar	TAKM10	1	765.00	765.00	MAE
Orff Contra Bass C	Sonar	NKS100P	1	535.50	535.50	MAE
Orff Contra Bass F	Sonar	NKS60P	1	328.50	328.50	MAE
Orff Contra Bass G	Sonar	NKS60P	1	328.50	328.50	MAE
Mallets Contra Bass	Sonar	SCH100	10	36.00	360.00	MAE
Orff Bass Xylophone	Sonar	GBKX10	1	1,777.50	1,777.50	MAE
Orff Bass Metallophone	Sonar	GBKM10	1	1,575.00	1,575.00	MAE
Mallets Hard Yarn	Sonar	SCH16	4	52.20	208.80	MAE
Mallets Medium Yarn	Sonar	SCH15	4	54.00	216.00	MAE
Mallets Rubber	Sonar	SCH1	2	11.70	23.40	MAE

	Pines Middle School
	\$99,997.83

InstrumentType	BrandName	Model #	Quantity	UnitPrice	LineTotal	Vendor
Amplifyer Bass	Peavey	MAX115	1	349.99	349.99	All County Music
Amplifyer Keyboard	Peavey	KB3	1	299.99	299.99	All County Music
Reeds Clarinet 2.5	Rico	RCA1025	1	19.20	19.20	All County Music
Clarinet wood	Yamaha	YCL400AD	5	817.20	4,086.00	All County Music
Piccolo	Pearl	PF500	1	499.00	499.00	All County Music
Trombone	Conn	23H	10	673.45	6,734.50	All County Music
Trumpet	Conn	23B	11	657.25	7,229.75	All County Music
Alto Saxophone Training	Yamaha	YAS200AD	5	955.80	4,779.00	All County Music
Clarinet Training	Yamaha	YCL200AD	15	444.15	6,662.25	All County Music
Flute Training	Yamaha	YFL200AD	10	424.35	4,243.50	All County Music
Drum Set	Yamaha	GM2F56WU	2	715.00	1,430.00	All County Music
French Horn double	Holton	HNSOL200	3	2,636.70	7,910.10	All County Music
Euphonium	Jupiter	CE40	3	1,290.00	3,870.00	All County Music
Tenor Saxophone Training	Yamaha	YTS200AD	5	1,206.00	6,030.00	All County Music
Tuba 3/4	Jupiter	CT300	5	2,517.00	12,585.00	All County Music
Flute	Trevor James	CFBO	3	1,257.00	3,771.00	All County Music
Alto Saxophone	Selmer	AS42M	2	2,296.63	4,593.26	All County Music
Tenor Saxophone Performing	Selmer	TS44M	2	2,445.10	4,890.20	All County Music
Bass Clarinet Training	Yamaha	YCL221II	2	1,663.93	3,327.86	All County Music
Euphonium	King	2280SP	3	2,195.20	6,585.60	All County Music
Tuba 4 valve rotary	Yamaha	YBB641	1	6,524.13	6,524.13	All County Music
Marimba 4.3 octave	Majestic	M6543P	1	3,577.50	3,577.50	All County Music

	Pioneer MS
	\$99,899.00

Instrument Type	Brand Name	Model #	Quantity	Unit Price	Line Total	Vendor
Alto Saxophone	Yamaha	YAS200AD	3	1,101.60	3,304.80	All County Music
Tenor Saxophone	Yamaha	YTS200AD	3	1,389.96	4,169.88	All County Music
Oboe training	Yamaha	YOB241	2	1,436.40	2,872.80	All County Music
Euphonium	Yamaha	YEP201	2	1,470.42	2,940.84	All County Music
Bass Clarinet training	Yamaha	YCL221II	3	1,872.72	5,618.16	All County Music
Flute training	Yamaha	YFL200AD	9	487.62	4,388.58	All County Music
Bb Clarinet wood	Yamaha	YCL400AD	10	932.58	9,325.80	All County Music
Flute intermediate	Yamaha	361H	3	974.16	2,922.48	All County Music
French Horn double	Conn	6D	3	2,200.18	6,600.54	All County Music
Marimba 4.3 Oct	Majestic	M6543P	1	3,980.44	3,980.44	All County Music
Xylophone 3.5 Oct	Majestic	X6535P	1	1,836.00	1,836.00	All County Music
Oboe Performing	Buffet	BC405220	1	2,809.22	2,809.22	All County Music
Baritone Saxophone	Yamaha	YBS52	2	4,484.24	8,968.48	All County Music
Euphonium	Jupiter	468L	3	1,223.60	3,670.80	All County Music
Euphonium 4 valve	Jupiter	JEP1000	3	1,442.00	4,326.00	All County Music
Tuba 3/4	Jupiter	378L	5	2,318.40	11,592.00	All County Music
Bassoon Performing	Fox	RENARD222	3	5,200.00	15,600.00	All County Music
Vibraphone 3 oct	Majestic	V6530S	1	2,673.00	2,673.00	All County Music
French Horn double	Conn	6D	1	2,299.18	2,299.18	All County Music

	Piper HS
	\$299,998.65

InstrumentType	BrandName	Model #	Quantity	UnitPrice	LineTotal	Vendor
Euphonium 4 valve	Yamaha	YEP642SII	8	4,554.78	36,438.24	All County Music
Tuba 4 valve rotary	Yamaha	YBB641	5	6,524.13	32,620.65	All County Music
Sousaphone	King	2350WSP	6	5,256.47	31,538.82	All County Music
Euphonium marching	King	K30SP	9	2,078.86	18,709.74	All County Music
Trumpet	Bach	TRSOL100LR	5	2,603.15	13,015.75	All County Music
French Horn	Holton	HNSOL100	4	3,034.90	12,139.60	All County Music
Bassoon Performing	Fox	RENARD222	2	5,655.00	11,310.00	All County Music
Trombone Performing	Conn	88HO	6	1,843.65	11,061.90	All County Music
Timpani Set copper	Majestic	MP04A	1	10,880.80	10,880.80	All County Music
Bass Clarinet	Selmer	B16PRESENCE	3	2,794.96	8,384.88	All County Music
Clarinet, wood	Yamaha	YCL400AD	9	817.20	7,354.80	All County Music
Oboe Performing	Fox	FOX335	2	3,451.00	6,902.00	All County Music
Alto Saxophone Performing	Selmer	AS42M	3	2,296.63	6,889.89	All County Music
Alto Saxophone	Yamaha	YAS200AD	7	955.80	6,690.60	All County Music
Tenor Saxophone Performing	Selmer	TS44M	2	2,445.10	4,890.20	All County Music
Mellophone marching	King	K20SP	4	1,218.74	4,874.96	All County Music
Tenor Saxophone	Yamaha	YTS200AD	4	1,206.00	4,824.00	All County Music
Trombone	Conn	23H	7	673.75	4,716.25	All County Music
Trumpet	Conn	23B	7	672.65	4,708.55	All County Music
Bass Clarinet Performing	Leblanc	L60	1	4,480.64	4,480.64	All County Music
Baritone Saxophone	Conn-Selmer	SBS280R	1	4,314.94	4,314.94	All County Music
Chimes	Majestic	C1618C	1	4,149.90	4,149.90	All County Music
Marching Snare drum	Yamaha	MS9314FWC	5	703.68	3,518.40	All County Music
Marching sextets	Yamaha	MQT660234FWC	2	1,451.52	2,903.04	All County Music
Bass Trombone Performing	Yamaha	YBL620G	1	2,759.75	2,759.75	All County Music
Clarinet	Yamaha	YCL200AD	6	444.15	2,664.90	All County Music
Flute	Yamaha	YFL200AD	6	424.35	2,546.10	All County Music
Piccolo, trainig	Pearl	PF500	4	570.00	2,280.00	All County Music
Cymbals 18" Marching	Sabian	21822	5	388.08	1,940.40	All County Music
PA System	Yamaha	STAGEPASS600I	2	899.99	1,799.98	All County Music
Flugal Horn	Conn	1FR	1	1,682.10	1,682.10	All County Music
Concert Bass Drum 40"	Majestic	MFCB4018	1	1,680.00	1,680.00	All County Music
Power mixer w.12" Speakers	Yamaha	EMX212S/BR12	2	799.99	1,599.98	All County Music
Trombone	King	2103-3B	1	1,575.52	1,575.52	All County Music
Trombone	King	2103-3B	1	1,575.52	1,575.52	All County Music
Keyboard 61 key	Yamaha	PSRE353KIT	8	190.80	1,526.40	All County Music
Crotale Set Low	Sabian	50303L	1	1,438.15	1,438.15	All County Music
Crotale Set High	Sabian	50303H	1	1,438.15	1,438.15	All County Music
Piccolo	Pearl	PFP165E	1	1,347.00	1,347.00	All County Music
Tenor Drum	Ludwig	LULT14PX	4	241.96	967.84	All County Music
Bass Drum Marching 28" w.case carrier	Yamaha	MB8328FWC	1	776.64	776.64	All County Music
Bass Drum Marching 26" w.case carrier	Yamaha	MB8326FWC	1	748.80	748.80	All County Music
Bass Drum Marching 24" w.case carrier	Yamaha	MB8324FWC	1	720.00	720.00	All County Music
Bass Drum Marching 22" w.case carrier	Yamaha	MB8322FWC	1	683.52	683.52	All County Music
Keyboard Stand	Stageline	KS11	9	73.95	665.55	All County Music
Bass Drum Marching 20" w.case carrier	Yamaha	MB8320FWC	1	642.24	642.24	All County Music
Bass Drum Marching 18" w.case carrier	Yamaha	MB8318FWC	1	613.44	613.44	All County Music

	Piper HS
	\$299,998.65

InstrumentType	BrandName	Model #	Quantity	UnitPrice	LineTotal	Vendor
Keyboard, 88 key	Yamaha	P115B	1	599.99	599.99	All County Music
Case, keyboard	SKB	5820W	1	577.49	577.49	All County Music
Carry case, sound system	Yamaha	YBSP600I	4	111.70	446.80	All County Music
Cymbal Stand	Gibraltar	6710	4	102.19	408.76	All County Music
Synthesizer	Yamaha	REFACEYC	1	399.99	399.99	All County Music
Bass, Millinium Black Violet	Peavey	OO531740	1	399.99	399.99	All County Music
Guitar, electric EXP black	Peavey	OO532220	1	399.99	399.99	All County Music
Microphone Package XLR	Peavey	O369770	6	62.99	377.94	All County Music
Drum Throne	Ludwig	LAP50TH	2	188.30	376.60	All County Music
Guitar ampliyer	Peavey	BANDIT112	1	347.99	347.99	All County Music
Bass Drum Pedal	Ludwig	LAP15FP	2	171.50	343.00	All County Music
Cymbal Suspended 20"	Sabian	12023	1	330.75	330.75	All County Music
Keyboard ampliyer	Peavey	KB3	1	299.99	299.99	All County Music
Bass ampliyer	Peavey	MAX115	1	299.99	299.99	All County Music
Cymbal Suspended 18"	Sabian	11823	1	287.63	287.63	All County Music
Case, padded	Kaces	PKB13	4	69.96	279.84	All County Music
Drum case 14x12	Ludwig	LP00C	4	68.08	272.32	All County Music
Conga Stand	Latin Percussion	LP290B	1	253.40	253.40	All County Music
Bag, cymbal	Ludwig	LXC1AP	2	126.00	252.00	All County Music
Microphone package 1/4	Peavey	O3569770	4	62.99	251.96	All County Music
Ampliyer Keyboard	Peavey	KB2	1	247.99	247.99	All County Music
Bag, bass drum	Ludwig	LX1822AP	1	140.00	140.00	All County Music
Ampliyer Keyboard	Peavey	KB1	1	127.49	127.49	All County Music
Bag, hardware	Ludwig	LX25AP	1	126.00	126.00	All County Music
Microphone Cable 20' XLR	Peavey	OO576230	8	15.25	122.00	All County Music
Bongo stand	Gon Bops	STFSBG	1	119.00	119.00	All County Music
Bag, floor tom	Ludwig	LX16AP	1	115.50	115.50	All County Music
Case, electric bass	Peavey	OO478970	1	114.09	114.09	All County Music
Case, guitar	Peavey	OO579430	1	92.11	92.11	All County Music
Microphone Cable 20'	Peavey	OO576270	9	9.72	87.48	All County Music
Bag, tom	Ludwig	LX12AP	1	80.50	80.50	All County Music
Bag, tom	Ludwig	LX10AP	1	73.50	73.50	All County Music
Bag, snare	Ludwig	LX514AP	1	70.00	70.00	All County Music
Synthesizer bag	Yamaha	REFACEBAG	1	69.99	69.99	All County Music
Bag, bass pedal	Ludwig	LX27AP	1	59.50	59.50	All County Music
Cymbal Pads	Sabian	61001	3	17.15	51.45	All County Music
Bench, Keyboard	Stageline	KB40	1	38.95	38.95	All County Music
Cymbal Straps	Sabian	61002	3	12.95	38.85	All County Music
Reeds, Alto Sax 2.5	Rico	RJA1025	1	27.30	27.30	All County Music

	Plantation MS
	\$99,984.18

InstrumentType	BrandName	Model #	Quantity	UnitPrice	LineTotal	Vendor
Clarinet Reeds 2.5	Rico	RCA2525	1	44.85	44.85	All County Music
Alto Saxophone Reeds 2.5	Rico	RJA1025	2	27.25	54.50	All County Music
Reeds, Clarinet	Rico	RCA1025	2	19.20	38.40	All County Music
Strap, Tenor Drum	Ludwig	LF382B	3	20.58	61.74	All County Music
Case, Snare Drum	Ludwig	LP00C	4	241.96	967.84	All County Music
Rod mount Leg Rest	Ludwig	LF479	4	40.35	161.40	All County Music
Multi-Angle Bar	Ludwig	LF475	4	24.95	99.80	All County Music
Snare Drum, Marching	Yamaha	MS6313XWWC	3	344.64	1,033.92	All County Music
Tenor Drum, Marching	Ludwig	LULT14PX	4	241.96	967.84	All County Music
Bass Drum, Scotch	Ludwig	LUSB26PX	2	453.56	907.12	All County Music
Concert Bells w.mallet.case	Majestic	B3525A	1	622.72	622.72	All County Music
Trumpet, Training	Conn	23B	16	672.65	10,762.40	All County Music
Alto Saxophone Training	Yamaha	YAS200AD	8	955.80	7,646.40	All County Music
Clarinet Training	Yamaha	YCL200AD	23	444.15	10,215.45	All County Music
Trombone Training	Conn	23H	15	673.45	10,101.75	All County Music
Flute Training	Armstrong	104	10	540.28	5,402.80	All County Music
Quads, Marching	Yamaha	MQL8023XWWC	2	735.36	1,470.72	All County Music
Baritone Saxophone	Conn-Selmer	SBS280R	1	4,209.59	4,209.59	All County Music
Tenor Saxophone Training	Yamaha	YTS200AD	2	1,206.00	2,412.00	All County Music
Soprano Saxophone Int	Selmer	SSS280R	1	2,011.94	2,011.94	All County Music
Sousaphone, Fiberglass	Jupiter	596L	3	2,728.00	8,184.00	All County Music
Vibraphone concert frame	Majestic	V6530S	1	2,623.50	2,623.50	All County Music
Xylophone, concert frame	Majestic	X6535P	2	1,802.00	3,604.00	All County Music
Marimba 4.3 oct, concert frame	Majestic	M6543P	1	3,577.50	3,577.50	All County Music
Marching Baritone	Jupiter	JBR1000MS	4	1,248.50	4,994.00	All County Music
Euphonium 3 valve	Jupiter	CE40	6	1,290.00	7,740.00	All County Music
Tuba 3/4	Jupiter	CT300	4	2,517.00	10,068.00	All County Music

	Plantation HS
	\$299,999.98

InstrumentType	BrandName	Model #	Quantity	UnitPrice	LineTotal	Vendor
Stand, Snare	Yamaha	SS740A	1	69.90	69.90	All County Music
Stand, Snare drum extended	Gibraltar	6706EX	1	97.95	97.95	All County Music
Stand, Cymbal	Sabian	61111NP	1	41.65	41.65	All County Music
Finger Cymbals, heavy	Sabian	50102	1	17.64	17.64	All County Music
Finger Cymbals, Light	Sabian	50101	1	17.64	17.64	All County Music
Stand, Cybmal boom	Yamaha	CS665A	4	55.00	220.00	All County Music
Claves	Toca	T2512P	1	16.09	16.09	All County Music
Timbales	Latin Percussion	LPA256	1	259.99	259.99	All County Music
Stand, conga	Latin Percussion	LP278	2	191.09	382.18	All County Music
Stand, Bongo	Latin Percussion	M245	1	142.09	142.09	All County Music
Bongos	Latin Percussion	M201	1	187.59	187.59	All County Music
Stand, Concert Cymbal	Gibraltar	7614	1	87.50	87.50	All County Music
Ratchet	Ludwig	LE75	1	43.37	43.37	All County Music
Bag, Snare Drum 6.5x14	Tuxedo	TX478	1	45.15	45.15	All County Music
Bag, Snare Drum 5.5x14	Tuxedo	TX474	1	45.15	45.15	All County Music
Cabasa Afuche	Latin Percussion	LP234A	1	43.99	43.99	All County Music
Chime Mounting Bracket	Latin Percussion	LP453	1	20.29	20.29	All County Music
Flexitone	latin Percussion	LP15	1	34.99	34.99	All County Music
Vibra Slap	Latin Percussion	LP208	1	49.99	49.99	All County Music
Bar Chimes Double Row	Latin Percussion	LP513	1	201.60	201.60	All County Music
Sleigh Bells	Latin Percussion	CP374	1	46.99	46.99	All County Music
Bell Tree	Latin Percussion	LP450	1	299.99	299.99	All County Music
Shaker	Latin Percussion	LP440	1	23.09	23.09	All County Music
Maracas Fiber	Latin Percussion	LP389	1	40.59	40.59	All County Music
Castenets	Grover	GWC3G	1	168.00	168.00	All County Music
Wood Block 10" Maple	Grover	WB10	1	42.00	42.00	All County Music
Wood Block 8" Maple	Grover	WB8	1	39.00	39.00	All County Music
Tambourine 10" Dbl row	Grover	T2HS	1	183.00	183.00	All County Music
Concert Toms 15 - 16"	Majestic	CTS1516S	1	397.60	397.60	All County Music
Concert Toms 12 - 14"	Majestic	CTS1314S	1	364.00	364.00	All County Music
Concert Toms 10 -12"	Majestic	CTS1012S	1	324.80	324.80	All County Music
Concert Toms 6 - 8"	Majestic	CTS68S	1	291.20	291.20	All County Music
Stand, Concert Bells	Majestic	MRS25	1	320.65	320.65	All County Music
Mouthpiece kidt Clarinet	Primo	P2KIT	1	16.80	16.80	All County Music
Snare Drum 4x14"	Grover	G3T4WJ	1	798.40	798.40	All County Music
Congas	Latin Percussion	LPA647AW	1	489.99	489.99	All County Music
Alto Saxophone Training	Yamaha	YAS200AD	5	955.80	4,779.00	All County Music
Trumpet	Conn	23BSP	9	712.25	6,410.25	All County Music
Trombone	Conn	23H	7	673.45	4,714.15	All County Music
Keyboard, Harmony Director	Yamaha	HD200SBKIT	2	995.00	1,990.00	All County Music
Snare Drum 6.5x14	Grover	G3T6N	1	697.50	697.50	All County Music
Snare Drum 5x14	Grover	G3T5N	1	682.50	682.50	All County Music
Orchestra Bells 2.5 Oct	Majestic	B3525S	1	895.70	895.70	All County Music
Flute Training	Yamaha	YFL200AD	10	424.35	4,243.50	All County Music
Clarinet Training	Yamaha	YCL200AD	10	444.15	4,441.50	All County Music
Clarinet wood	Yamaha	YCL400AD	10	817.20	8,172.00	All County Music
Piccolo Training	Pearl	PF500	2	495.00	990.00	All County Music
Sousaphone	King	2350WSP	1	5,256.47	5,256.47	All County Music
Bass Drum Concert 36"	Majestic	MFPB3622	1	2,000.76	2,000.76	All County Music
Eb Clarinet	Yamaha	YCL681	1	3,061.85	3,061.85	All County Music
Tenor Saxophone	Yamaha	YTS200AD	3	1,206.00	3,618.00	All County Music
Trumpet Intermediate	Conn-Selmer	52BSP	7	1,164.60	8,152.20	All County Music
Trumpet Performing	Bach	TRSOL100LR	3	2,603.15	7,809.45	All County Music
English Horn	Fox	500	1	6,688.50	6,688.50	All County Music
Podium, portable 6'	Command Center	PD70B	1	2,158.00	2,158.00	All County Music
Euphonium, Marching	King	K30SP	5	2,078.86	10,394.30	All County Music
Mellophone, Marching	King	K20SP	4	1,218.40	4,873.60	All County Music

	Plantation HS
	\$299,999.98

InstrumentType	BrandName	Model #	Quantity	UnitPrice	LineTotal	Vendor
Tenor Saxophone Performing	Selmer	TS44M	3	2,445.10	7,335.30	All County Music
Alto Saxophone Performing	Selmer	AS42M	4	2,296.63	9,186.52	All County Music
Soprano Saxophone Int.	Selmer	SSS280R	1	2,011.94	2,011.94	All County Music
Alto Clarinet	Leblanc	L7181	1	2,069.60	2,069.60	All County Music
Bass Clarinet Performing	Leblanc	L60	1	4,480.64	4,480.64	All County Music
Bassoon Performing	Fox	RENARD222	1	5,655.00	5,655.00	All County Music
Bassoon Training	Fox	MODEL41	1	4,625.50	4,625.50	All County Music
Oboe Performing	Fox	FOX400	2	5,678.75	11,357.50	All County Music
Oboe Training	Yamaha	YOB241	1	1,328.10	1,328.10	All County Music
Flute Intermediate	Yamaha	YFL372HAL	9	1,108.80	9,979.20	All County Music
Piccolo	Pearl	PFP165E	1	1,347.00	1,347.00	All County Music
Tuba 4 valve	King	2341W	3	4,692.21	14,076.63	All County Music
Euphonium	Yamaha	YEP642SII	1	4,554.78	4,554.78	All County Music
Euphonium	King	2280SP	2	2,195.20	4,390.40	All County Music
Trombone w.F attach Perf	Conn	66H	2	1,567.50	3,135.00	All County Music
Trombone w.F attah Int	King	608F	4	1,276.45	5,105.80	All County Music
French Horn Performing	Holton	HNSOL100	4	3,034.90	12,139.60	All County Music
Cornet Performing	King	2220SP	1	1,615.37	1,615.37	All County Music
Crossover	DBX	223S	1	169.00	169.00	Music Arts Enterprises
Cardioid Dynamic Microphone	Shure	SM57LC	12	89.00	1,068.00	Music Arts Enterprises
Power Conditioner	Kaman	FPLPLUSC	1	227.00	227.00	Music Arts Enterprises
Rack Drawer 2U	Gator	GRWDRW2	1	95.00	95.00	Music Arts Enterprises
Active Directional Antenna	Shure	UA874US	2	356.00	712.00	Music Arts Enterprises
BNC Antenna Cable 25'	Shure	UA825	2	50.00	100.00	Music Arts Enterprises
Micro Concenser Horn WL Mic	Shure	WB98HC	2	142.00	284.00	Music Arts Enterprises
Mixer 12CH w/effects & USB	Macke	PROFX12V2	1	221.00	221.00	Music Arts Enterprises
Metronome Dr. Beat	Boss	DB90	2	150.00	300.00	Music Arts Enterprises
Speaker Stands	Gator	GFWSPK3000SET	1	197.00	197.00	Music Arts Enterprises
Mic Stand, Tripod w/Tele. Boom	Gator	GFWMIC2020	2	59.00	118.00	Music Arts Enterprises
Cable XLR 25'	Peavey	O3017900	4	25.00	100.00	Music Arts Enterprises
Main Speaker 15"	Peavey	SP2	2	485.00	970.00	Music Arts Enterprises
Amplifyer for Mains	Crown	XTI24002	1	998.00	998.00	Music Arts Enterprises
Condenser Microphones	Rode	NT5MP	1	408.00	408.00	Music Arts Enterprises
Audio Snake 16x4 50'	Kaman	RPCO16X425	1	450.00	450.00	Music Arts Enterprises
Tour Rack Case 16U	Gator	GTOUR17UCAST	1	437.00	437.00	Music Arts Enterprises
Wireless Body Pack System	Shure	QLXD14	2	926.00	1,852.00	Music Arts Enterprises
Wireless Power Antenna	Shure	UA844+SWB	1	448.00	448.00	Music Arts Enterprises
Cable adaptors	MAE	CABLESXMAE	1	675.00	675.00	Music Arts Enterprises
Active Speaker 12"/1000W	Mackie	SRM450V3	2	456.00	912.00	Music Arts Enterprises
Condencer Mics	Rode	NT5MP	1	408.00	408.00	Music Arts Enterprises
Sub Speaker 18"	Peavey	SP118	2	1,128.00	2,256.00	Music Arts Enterprises
Amplifyer for Subs	Crown	XTI26002	1	1,998.00	1,998.00	Music Arts Enterprises
Keyboard 88Key Workstation	Yamaha	MONTAGE8	1	3,600.00	3,600.00	Music Arts Enterprises
Megavox Basic Package w/BP \$ Collar Mic	Anchor	MEGAPB	2	1,175.00	2,350.00	Music Arts Enterprises
Digital Mixer 32 channel	Mackie	DL32R	1	1,575.00	1,575.00	Music Arts Enterprises
Snare Drum cover 14"	Pearl	MDCG14	5	25.34	126.70	Music Man
Bass Drum Cover 16"	Pearl	MDCG16	1	27.53	27.53	Music Man
Bass Drum Cover 18"	Pearl	MDCG18	1	27.53	27.53	Music Man

Plantation HS	
\$299,999.98	

InstrumentType	BrandName	Model #	Quantity	UnitPrice	LineTotal	Vendor
Bass Drum Cover 20"	Pearl	MDCG20	1	30.72	30.72	Music Man
Bass Drum Cover 22"	Pearl	MDCG22	1	30.72	30.72	Music Man
Bass Drum Cover 24"	Pearl	MDCG24	1	32.92	32.92	Music Man
Bass Drum Cover 26"	Pearl	MDCG26	1	35.11	35.11	Music Man
Quad Cover	Pearl	MDCG0234	3	35.11	105.33	Music Man
Tenor Drum bottom edging	Pearl	MTT100	3	10.97	32.91	Music Man
Bass Drum Mallet Holder	Pearl	BMH100	5	33.52	167.60	Music Man
Pipe Clamp	Adams	PCX100	5	19.55	97.75	Music Man
Crotale Bar Low oct	Zildjian	P0636	1	111.32	111.32	Music Man
Crotale Bar High Oct	Zildjian	P0637	1	111.32	111.32	Music Man
Cymbal Suspended 18"	Zildjian	A0419	1	200.70	200.70	Music Man
Cymbal Bag 20"	Zildjian	P0729	7	17.14	119.98	Music Man
Marching Snare w.accessories	Pearl	FFX1412/AXCSN46	5	782.84	3,914.20	Music Man
Marching Bass Drum 16w.acce	Pearl	PBD1614XCSN46	1	700.44	700.44	Music Man
Marching Bass Drum 18"	Pearl	PBD1814XCSN46	1	747.13	747.13	Music Man
Marching Bass Drum 20"	Pearl	PBD2014XSN46	1	710.62	710.62	Music Man
Marching Bass Drum 22"	Pearl	PBD2214XCSN46	1	805.58	805.58	Music Man
Marching Bass Drum 24"	Pearl	PBD2414XCSN46	1	826.33	826.33	Music Man
Marching Bass Drum 26"	Pearl	PBD2614XCSN46	1	880.99	880.99	Music Man
Field Frame Xylophone	Adams	FFXS40	1	813.62	813.62	Music Man
Cymbals Crash 18"	Zildjian	K2104	1	475.61	475.61	Music Man
Crotales High Oct	Zildjian	P0615	1	796.01	796.01	Music Man
Crotales Low Oct	Zildjian	P0625	1	796.01	796.01	Music Man
Cymbals Crash 18"	Zildjian	A0759	1	401.39	401.39	Music Man
Cymbals Crash 20"	Zildjian	A0767	1	460.45	460.45	Music Man
Cymbal Set	Zildjian	K0800	1	910.52	910.52	Music Man
Tenor Drums w.accessories	Pearl	MT680234/AXCSN4	3	1,372.96	4,118.88	Music Man
Marimba w. field frame	Adams	MCKF43	2	4,150.44	8,300.88	Music Man
Timpani 23,26,29,32	Yamaha	TP6304CL	1	10,437.12	10,437.12	Music Man
Vibraphone	Adams	VCSF30	2	3,670.61	7,341.22	Music Man
Marimba	Adams	MAHA50/9G3	1	11,307.20	11,307.20	Music Man
Chairs Music 17.5 Black	Wenger	936121	71	59.84	4,248.64	Wenger
Signature Risers 4 Step	Wenger	098D054	8	1,815.88	14,527.04	Wenger

	Pompano Beach HS
	\$299,992.51

Instrument Type	Brand Name	Model #	Quantity	Unit Price	Line Total	Vendor
Conductor's System Instrumental	Wenger	236C001.103	1	2,404.11	2,404.11	Wenger
Choral Risers Tourmaster 3 step	Wenger	024H657	2	768.43	1,536.86	Wenger
Student Chairs 17.5" black	Wenger	936121	140	65.41	9,157.40	Wenger
Music stands	Wenger	039E500	140	53.41	7,477.40	Wenger
Xylophone	Majestic	X1535P	1	2,181.60	2,181.60	All County Music
Concert Bells 2.5 Oct	Majestic	B3525S	1	864.00	864.00	All County Music
Concert Bell Stand	Majestic	MRS25	1	318.60	318.60	All County Music
Euphonium Performing	Yamaha	YEP642SII	1	5,234.76	5,234.76	All County Music
Soprano Saxophone	Yamaha	YSS82Z	1	3,368.52	3,368.52	All County Music
Tenor Saxophone Performing	Yamaha	YTS62III	2	2,588.76	5,177.52	All County Music
Alto Saxophone Performing	Yamaha	YAS61III	2	2,488.86	4,977.72	All County Music
Baritone Saxophone Performing	Yamaha	YBS62	1	7,265.16	7,265.16	All County Music
Gong w/stand	Majestic	QGS36	1	708.00	708.00	All County Music
Cabasa Afuche	Latin Percussion	LP234A	1	42.70	42.70	All County Music
Shaker	Latin Percussion	LP440	1	20.70	20.70	All County Music
Cymbal Viennese 18"	Sabian	11820	1	534.00	534.00	All County Music
Trumpet Performing	Bach	180S37	4	1,855.56	7,422.24	All County Music
Clarinet Performing	Selmer	B16PRESENCE	4	2,824.38	11,297.52	All County Music
Trombone	Yamaha	YSL200AD	4	646.38	2,585.52	All County Music
Trumpet	Yamaha	YTR200AD	4	646.38	2,585.52	All County Music
Alto Saxophone	Yamaha	YAS200AD	2	1,124.28	2,248.56	All County Music
Flute	Yamaha	YFL200AD	4	498.42	1,993.68	All County Music
Piccolo	Yamaha	YPC32	2	733.86	1,467.72	All County Music
Flute Intermediate	Yamaha	YFL461HLPGP	2	1,651.86	3,303.72	All County Music
Keyboard Electronic	Yamaha	MOTIFXF8	1	3,231.20	3,231.20	All County Music
Bongos	Latin Percussion	LP1964	1	299.99	299.99	All County Music
Concert Bass Drum	Majestic	PBS3622	1	2,109.25	2,109.25	All County Music
Chimes Concert	Majestic	C1618B	1	4,480.00	4,480.00	All County Music
Tympani Set of 4	Majestic	MO04A	1	10,740.95	10,740.95	All County Music
Drum Throne	Ludwig	LAP51TH	1	149.40	149.40	All County Music
Pedal, Bass drum	Ludwig	LAP15FP	1	147.00	147.00	All County Music
Hi Hat stand	Ludwig	LAP16HH	1	255.00	255.00	All County Music
Snare Stand	Ludwig	LAP22SS	1	135.00	135.00	All County Music
Cymbal Stand boom	Ludwig	LAP37BCS	1	147.00	147.00	All County Music
Cymbal Stand	Ludwig	LAP27CS	2	131.40	262.80	All County Music
Snare drum 14x5	Ludwig	LS401XXON	1	435.00	435.00	All County Music
Snare drum	Ludwig	L8424AXON	1	2,424.00	2,424.00	All County Music
Maracas	Latin Percussion	LP281	1	22.99	22.99	All County Music
Tambourine	Grover	T2BC	1	171.95	171.95	All County Music
Cowbell	Latin Percussion	LP009	1	55.99	55.99	All County Music
Triangle Mallets	Danmar	D506	1	15.04	15.04	All County Music
Triangle 8"	Grover	TRB8	1	42.70	42.70	All County Music
Chime Hammer	Musser	M336	1	25.90	25.90	All County Music
Cymbal 20"	Sabian	12020	1	614.00	614.00	All County Music
Mallets Timpani	Vic Firth	VFT1	2	36.00	72.00	All County Music
Cymbal Pads	Sabian	61001	8	17.95	143.60	All County Music
Cymbal Straps	Sabian	61002	8	12.95	103.60	All County Music

Pompano Beach HS	
\$299,992.51	

Instrument Type	Brand Name	Model #	Quantity	Unit Price	Line Total	Vendor
Bass Bow	Eastman	BB40F	2	254.10	508.20	All County Music
Metronome	Dr. Beat	DB90	2	179.00	358.00	All County Music
Mouthpiece Sopr. Saxophone	Selmer	S401C1	1	137.95	137.95	All County Music
Ligature Sopr. Sax	Rovner	1RVS	1	24.95	24.95	All County Music
Rosin, Bass	Pops	PBR	4	9.73	38.92	All County Music
Rosin, Cello	Supersensitive	9251	6	12.20	73.20	All County Music
Rosin, Violin	Supersensitive	9250	26	12.20	317.20	All County Music
Shoulder Rest Viola	Kun	K400	10	40.42	404.20	All County Music
Shoulder Rest Violin	Kun	K300	16	37.62	601.92	All County Music
Srings Bass	Thomastic	19644	4	360.50	1,442.00	All County Music
Strings Cello	Thomastic	14744	6	249.55	1,497.30	All County Music
Strings Violin	Thomastic	141	10	110.95	1,109.50	All County Music
Strings dominant	Thomastic	13544	16	81.20	1,299.20	All County Music
Mallets Rubber	Vic Firth	M188	4	38.95	155.80	All County Music
Mallets Marimba Med	Vic Firth	M186	4	40.45	161.80	All County Music
Mallets Vibe Soft Yarn	Vic Firth	M185	4	38.95	155.80	All County Music
Mallets	Vic Firth	M172	4	41.00	164.00	All County Music
Mallets Marimba	Vic Firth	M171	4	31.50	126.00	All County Music
Mallets hard	Musser	M23	4	31.60	126.40	All County Music
Mallets Rubber yellow	Musser	M1	4	24.25	97.00	All County Music
Mallets Rubber red	Musser	M2	4	24.25	97.00	All County Music
Mallets Rubber gray	Musser	M4	4	24.25	97.00	All County Music
Mallets Timpani	Vic Flrth	VFT3	2	36.00	72.00	All County Music
Mallet Gong	Vic Flrth	GB4	1	55.00	55.00	All County Music
Stick Bag	Ace	DSB1B	6	10.40	62.40	All County Music
Keyboard Stand	Stageline	KS11	1	69.99	69.99	All County Music
Mouthpiece Trumpet	System Blue	3513C	8	56.00	448.00	All County Music
Mouthpiece Euphonium	System Blue	SBEU	8	102.90	823.20	All County Music
Mouthpiece Mellophone	System Blue	SBME	8	88.20	705.60	All County Music
Mouthpiece Tuba	Conn	120S	4	79.00	316.00	All County Music
Ligature Bari Sax	Rovner	3R	3	25.95	77.85	All County Music
Ligature Tenor Sax	Rovner	2R	4	25.95	103.80	All County Music
Ligature Alto Sax	Rovner	1RL	6	25.95	155.70	All County Music
Ligature Bass Cl	Rovner	3RL	3	25.95	77.85	All County Music
Ligature Clarinet	Rovner	1R	8	25.95	207.60	All County Music
Mouthpiece Bari Sax	Selmer	S405C1	2	258.95	517.90	All County Music
Mouthpiece Tenor Sax	Selmer	S404C1	4	198.95	795.80	All County Music
Mouthpiece Alto Sax	Selmer	S402C1	6	157.95	947.70	All County Music
Mouthpiece Bass Cl	Vandoren	CM344	3	188.95	566.85	All County Music
Mouthpiece Clarinet	Vandoren	CM308	8	96.95	775.60	All County Music
Practice Pad Perc.	Realfeel	RF12D	20	41.99	839.80	All County Music
Bass Mic	Barcus Berry	B3150	1	277.00	277.00	All County Music
Sleigh Bells	Latin Percussion	CP374	1	41.99	41.99	All County Music
Bell Tree	Latin Percussion	LP450	1	315.00	315.00	All County Music
Slapstick	Toca	T2501	1	28.70	28.70	All County Music
Cymbals 18" marching	Sabian	21822	4	396.00	1,584.00	All County Music
Cymbal Stand	Gibraltar	7614	1	87.50	87.50	All County Music
Cymbal Suspended 20"	Sabian	2089	1	232.50	232.50	All County Music
Marching Perc	Remo	KS021400	4	53.95	215.80	All County Music
Marching Perc	Remo	KL0214SA	4	51.95	207.80	All County Music

	Pompano Beach HS
	\$299,992.51

Instrument Type	Brand Name	Model #	Quantity	Unit Price	Line Total	Vendor
Mallets	Vic Flrth	SRH	4	9.50	38.00	All County Music
Crimplock	Remo	PS0306MP	3	21.14	63.42	All County Music
Crimplock Clear	Remo	PS0308MP	3	22.65	67.95	All County Music
Crimplock Batter Clear	Remo	PS0310MP	3	24.08	72.24	All County Music
Crimplock Batter 12"	Remo	PS0312MP	3	25.55	76.65	All County Music
Crimplock Batter 13"	Remo	PS0313MP	3	26.18	78.54	All County Music
Crimplock Batter 14"	Remo	PS0314MP	1	28.00	28.00	All County Music
Crimplock Emperor 18"	Remo	BB1218MP	2	40.00	80.00	All County Music
Crimplock Emperor 20"	Remo	BB1220MP	2	51.65	103.30	All County Music
Crimplock Emperor 22"	Remo	BB1222MP	2	55.96	111.92	All County Music
Crimplock Emperor 24"	Remo	BB1224MP	2	58.80	117.60	All County Music
Mallets Marching Bass	Vic Flrth	MB1H	2	38.50	77.00	All County Music
Mallets Marching Bass	Vic Flrth	MB2H	2	41.58	83.16	All County Music
Mallets Marching Bass	Vic Flrth	MB3H	2	49.11	98.22	All County Music
Mallets Marching Bass	Vic Flrth	MB4H	2	54.67	109.34	All County Music
Mallets Marching Tenor	Vic Flrth	MT1A	6	32.73	196.38	All County Music
Marching Bass Drum 28"	Yamaha	MB8328FWC	1	841.36	841.36	All County Music
Marching Bass Drum 26"	Yamaha	MB8326FWC	1	811.20	811.20	All County Music
Marching Bass Drum 24"	Yamaha	MB8324FWC	1	780.00	780.00	All County Music
Marching Bass Drum 22"	Yamaha	MB8322FWC	1	740.48	740.48	All County Music
Marching Bass Drum 18"	Yamaha	MB8318FWC	1	664.56	664.56	All County Music
Marching Quints	Yamaha	MQT60234FWC	3	1,384.24	4,152.72	All County Music
Marching Snare	Yamaha	MS9314FWC	4	762.32	3,049.28	All County Music
Concert Snare	Majestic	MPS1465MB	1	722.75	722.75	All County Music
Concert Toms 10,12	Majestic	CTS1012S	1	330.40	330.40	All County Music
Concert Toms 13,14	Majestic	CTS1314S	1	371.70	371.70	All County Music
Marimba 4.6 Oct.	Majestic	M1646P	1	6,439.50	6,439.50	All County Music
Vibraphone 3 oct	Majestic	V1530S	1	3,809.70	3,809.70	All County Music
Tuba 4 valve Rotary	Yamaha	YBB641	2	6,999.00	13,998.00	All County Music
Trombone	King 3B	2103	1	1,543.76	1,543.76	All County Music
Bass Trombone Pro	Yamaha	YBL620G	1	3,075.84	3,075.84	All County Music
Trombone F/att Pro	Conn	88HO	2	1,838.62	3,677.24	All County Music
French Horn Dbl Pro	Conn	8D	2	3,126.62	6,253.24	All County Music
French Horn Dbl Int	Conn	6D	4	2,200.18	8,800.72	All County Music
Sousaphone	King	2350WSP	4	5,150.62	20,602.48	All County Music
Marching Euphonium	King	SB30SP	4	2,656.80	10,627.20	All County Music
Mellophone	King	SB20SP	6	1,557.60	9,345.60	All County Music
Trumpet Int.	Jupiter	1100S	5	943.00	4,715.00	All County Music
Tenor Saxophone Performing	Selmer	STS280R	2	1,980.33	3,960.66	All County Music
Alto Saxophone Performing	Selmer	SAS280R	4	1,705.44	6,821.76	All County Music
Oboe Training	Yamaha	YOB241	2	1,465.56	2,931.12	All County Music
Oboe Performing	Fox	FOX335	1	3,570.00	3,570.00	All County Music
Bassoon Performing	Fox	RENARD222	2	5,200.00	10,400.00	All County Music
Bass Clarinet	Yamaha	YCL221II	2	1,872.72	3,745.44	All County Music
Clarinet Training	Yamaha	YCL200AD	4	522.10	2,088.40	All County Music
Piccolo Performing	Yamaha	YPC62R	1	1,958.04	1,958.04	All County Music
Flute Performing	Powell	PSP75CL	2	2,585.00	5,170.00	All County Music
Microphone	Peavey	578000	1	49.99	49.99	All County Music
Cable 20'	CBI	W201R	2	20.30	40.60	All County Music
Cable 30'	CBI	W30	1	21.00	21.00	All County Music

	Pompano Beach HS
	\$299,992.51

Instrument Type	Brand Name	Model #	Quantity	Unit Price	Line Total	Vendor
Harmony Director Keyboard	Yamaha	HD200SBKIT	1	950.00	950.00	All County Music
PA System	Stagepass	STAGEPASS600I	1	899.99	899.99	All County Music
Amplifier Keyboard	Peavey	KB3	1	299.99	299.99	All County Music
Amplifier Guitar	Peavey	BANDIT112	1	349.99	349.99	All County Music
Amplifier Bass	Peavey	MAX115	1	299.99	299.99	All County Music
Bass Guitar	Peavey	GRIND4BXP	1	499.99	499.99	All County Music
Electric Guitar	Peavey	JF1EXP	1	429.99	429.99	All County Music
Violin 4/4	Eastman	VL80ST44	16	307.20	4,915.20	All County Music
Viola 16"	Eastman	VA80ST16	10	373.50	3,735.00	All County Music
Cello 4/4	Eastman	VC80ST	6	669.00	4,014.00	All County Music
String Bass 3/4	Eastman	VB80ST34	4	1,447.50	5,790.00	All County Music
Conductor's Stand	Mahassett	AC54	1	141.75	141.75	All County Music
Concert Toms 6,8	Majestic	CTS68S	1	295.00	295.00	All County Music

	Ramblewood MS
	\$99,993.10

InstrumentType	BrandName	Model #	Quantity	UnitPrice	LineTotal	Vendor
Bongos	GonBops	MBBG	1	179.00	179.00	All County Music
Reeds, Clarinet 2.5	Rico	RCA1025	1	19.20	19.20	All County Music
Oboe, Performing	Fox	FOX335	3	3,451.00	10,353.00	All County Music
Oboe, Standard	Yamaha	YOB241	3	1,328.10	3,984.30	All County Music
Tenor Saxophone, Performing	Selmer	TS44M	2	2,167.27	4,334.54	All County Music
Sousaphone, Fiberglass	Jupiter	JSP1000B	4	2,365.00	9,460.00	All County Music
Piccolo, Grenadilla	Pearl	PFP165E	1	1,347.00	1,347.00	All County Music
Tuba 4 valve	Jupiter	JTU1010	2	3,201.00	6,402.00	All County Music
Bassoon, Performing	Fox	RENARD222	4	5,655.00	22,620.00	All County Music
Baritone Saxophone, Int	Conn-Selmer	SBS280R	2	4,209.59	8,419.18	All County Music
French Horn Single	Jupiter	CH70	3	1,635.00	4,905.00	All County Music
French Horn Double	Holton	HNSOL200	3	2,636.70	7,910.10	All County Music
Euphonium	King	2280SP	2	2,195.20	4,390.40	All County Music
Tuba 3/4 size	Holton	BB450	2	2,394.29	4,788.58	All County Music
Timpani set of 4, copper	Majestic	MP04A	1	10,880.80	10,880.80	All County Music

	Sawgrass Springs MS
	\$99,995.01

Instrument Type	Brand Name	Model #	Quantity	Unit Price	Line Total	Vendor
Tuba 4/4	Yamaha	YBB321SWC	4	5,487.48	21,949.92	ACM
Tuba 3/4	Yamaha	YBB105WC	6	2,843.64	17,061.84	ACM
Cello 4/4	Eastman	VC80ST44	7	669.00	4,683.00	ACM
Bass Clarinet	Yamaha	YCL221II	2	1,872.72	3,745.44	ACM
Viola 14"	Eastman	VA80ST14	8	373.50	2,988.00	ACM
Baritone Saxophone	Yamaha	YBS62	1	7,265.16	7,265.16	ACM
Viola 15"	Eastman	VA100ST15	5	373.50	1,867.50	ACM
Bassoon	Fox	RENARD222	2	5,200.00	10,400.00	ACM
Violin 4/4	Eastman	VL80ST44	14	307.50	4,305.00	ACM
Trombone Performing	Conn	88HO	5	1,838.62	9,193.10	ACM
Violin 3/4	Eastman	VL80ST34	6	307.50	1,845.00	ACM
Tenor Saxophone	Yamaha	YTS62III	1	2,588.76	2,588.76	ACM
String Bass 1/2	Eastman	VB80ST12	1	1,447.50	1,447.50	ACM
Soprano Saxophone	Yamaha	YSS82Z	1	3,368.52	3,368.52	ACM
String Bass 3/4	Eastman	VB80ST34	1	1,447.50	1,447.50	ACM
Riser Backrails	Wenger	024G778	6	376.93	2,261.58	Wenger
Music Stands classic 50	Wenger	039E500	63	54.83	3,454.29	Wenger
Moutpiece Clarinet	Vandoren B45	CM308	1	96.95	96.95	ACM
Ligature Clarinet	Rovner	1R	1	25.95	25.95	ACM

	Seminole MS
	\$99,989.80

Instrument Type	Brand Name	Model #	Quantity	Unit Price	Line Total	Vendor
Trombone Performing	Conn	88HO	1	1,836.62	1,836.62	All County Music
Trombone Performing	King	608F	2	1,225.00	2,450.00	All County Music
Tuba 3/4	Houlton	BB450	12	2,345.77	28,149.24	All County Music
Euphonium	Yamaha	YEP201	9	1,470.42	13,233.78	All County Music
French Horn Dbl	Conn	6D	8	2,200.18	17,601.44	All County Music
Trumpet	Yamaha	YTR2330C	4	625.00	2,500.00	All County Music
Alto Saxophone	Yamaha	YAS200AD	4	1,124.28	4,497.12	All County Music
Bass Clarinet	Yamaha	YCL221II	3	1,872.72	5,618.16	All County Music
Bassoon	Fox	MODEL41	4	4,500.00	18,000.00	All County Music
Oboe	Yamaha	YOB241	4	1,456.56	5,826.24	All County Music
Mouthpiece, French Horn	Farcas	H2850MDC	4	58.10	232.40	All County Music
Moutpiece Trumpet	Bach	A02-TR7C	2	22.40	44.80	All County Music

	Silver Trail MS
	\$99,999.05

InstrumentType	BrandName	Model #	Quantity	UnitPrice	LineTotal	Vendor
Sticks	Vic Firth	VF2BW	1	9.00	9.00	All County Music
Stand, Soprano Sax	K&M	1529000055	1	34.99	34.99	All County Music
Stand, Keyboard	Stageline	KS11	1	73.95	73.95	All County Music
Stand, Conga double	Latin Percussion	LP290B	1	194.59	194.59	All County Music
Stand, Cymbal	Gibraltar	7614	1	87.50	87.50	All County Music
Straps, Cymbal	Sabian	61002	4	12.95	51.80	All County Music
Pads, Cymbal	Sabian	61001	4	17.95	71.80	All County Music
Cymbals 18"	Sabian	21821	1	388.08	388.08	All County Music
Cymbals 14"	Sabian	31422B	3	130.34	391.02	All County Music
Snare Drum 13" w.case	Yamaha	MS6313XWWC	6	344.64	2,067.84	All County Music
Amplifyer Guitar	Peavey	BANDIT112	1	399.99	399.99	All County Music
Amplifyer Keyboard	Peavey	KB3	1	299.99	299.99	All County Music
Amplifyer Bass	Peavey	MAX115	1	349.99	349.99	All County Music
Stand, Snare Drum	Majestic	XS750A	2	106.40	212.80	All County Music
Flute	Armstrong	104	2	540.28	1,080.56	All County Music
Case, keyboard	SKB	5820W	1	577.49	577.49	All County Music
Concert Bells	Majestic	B3525A	1	622.75	622.75	All County Music
Quads w.carrier	Yamaha	MQL8023XWWC	2	735.36	1,470.72	All County Music
Keyboard 88 key	Yamaha	P115B	1	599.99	599.99	All County Music
Snare Drum 14x5	Majestic	MPS1450AL	2	770.00	1,540.00	All County Music
Trombone	Conn Soloist	23H	4	646.25	2,585.00	All County Music
Trumpet	Conn Soloist	23B	7	672.65	4,708.55	All County Music
Clarinet	Yamaha	YCL200AD	4	444.15	1,776.60	All County Music
Oboe	Yamaha	YOB241	5	1,328.10	6,640.50	All County Music
Bass Clarinet	Yamaha	YCL221II	2	1,663.93	3,327.86	All County Music
Bassoon Performing	Fox	RENARD222	4	5,655.00	22,620.00	All County Music
Tuba, 4 valve Int. w.case	Jupiter	JTU1010	4	3,201.00	12,804.00	All County Music
String Bass 3/4	Eastman	VB95ST34	2	1,931.00	3,862.00	All County Music
Tenor Saxophone	Yamaha	YTS200AD	2	1,206.00	2,412.00	All County Music
Bass Trombone Performing	Yamaha	YBL620G	1	2,759.75	2,759.75	All County Music
Soprano Saxophone	Selmer	SSS280R	1	2,011.94	2,011.94	All County Music
Euphonium	King	2280SP	2	2,195.20	4,390.40	All County Music
French Horn Double	Holton	HNSOL200	6	2,636.70	15,820.20	All County Music
Trombone w.F attach	Bach	TBSOL200	2	1,877.70	3,755.40	All County Music

	South Plantation High
	\$299,991.30

InstrumentType	BrandName	Model #	Quantity	UnitPrice	LineTotal	Vendor
Timpani Head 34"	Remo	RC3400LA	1	167.02	167.02	All County Music
Timpani Head 31"	Remo	RC3100LA	1	160.16	160.16	All County Music
Timpani Head 28"	Remo	RC2800LA	1	147.28	147.28	All County Music
Timpani Head 25"	Remo	RC2500LA	1	138.95	138.95	All County Music
Tambourine 10"	Grover	T2GS	1	165.90	165.90	All County Music
Case, Guitar	Peavey	OO579430	2	92.11	184.22	All County Music
Case, Electric Bass	Peavey	OO478970	2	114.09	228.18	All County Music
Keyboard Stand	Stageline	KS11	1	73.95	73.95	All County Music
Amplifier Bass	Peavey	MAX115	2	299.99	599.98	All County Music
Amplifier, Guitar	Peavey	BANDIT112	2	374.99	749.98	All County Music
Amplifier, Keyboard	Peavey	KB3	1	299.99	299.99	All County Music
Bench, Keyboard	Stageline	KB40	1	38.95	38.95	All County Music
Guitar, Electric black	Peavey	OO532220	2	399.99	799.98	All County Music
Electric Bass black violet	Peavey	OO531740	2	399.99	799.98	All County Music
Bag, Drum pedal	Ludwig	LX27AP	1	59.50	59.50	All County Music
Bag, Cymbal	Ludwig	LXC1AP	2	126.00	252.00	All County Music
Bag, Tom 12"	Ludwig	LX12AP	1	80.50	80.50	All County Music
Bag, Tom 10"	Ludwig	LX10AP	1	73.50	73.50	All County Music
Bag, Floor tom	Ludwig	LX16AP	1	115.50	115.50	All County Music
Bag, Bass Drum	Ludwig	LX1822AP	1	140.00	140.00	All County Music
Bag, Snare Drum	Ludwig	LX514AP	1	70.00	70.00	All County Music
Bag, Hardware	Ludwig	LX25AP	1	126.00	126.00	All County Music
Drum Throne	Ludwig	LAP51TH	1	136.95	136.95	All County Music
Hi Hat Stand	Ludwig	LAP16HH	1	243.75	243.75	All County Music
Snare Drum Stand tilt	Ludwig	LAP22SS	1	123.75	123.75	All County Music
Cymbal Stand Boom	Ludwig	LAP37BCS	1	134.75	134.75	All County Music
Cymbal stand	Ludwig	LAP27CS	1	120.45	120.45	All County Music
Cymbal Pads	Sabian	61001	6	17.95	107.70	All County Music
Cymbal Straps	Sabian	61002	6	12.95	77.70	All County Music
Cymbal Stand	Gibraltar	6710	4	102.19	408.76	All County Music
Stand, Concert bells	Majestic	MRS25	2	320.65	641.30	All County Music
Cymbal, crash 17"	Sabian	11792XN	1	242.06	242.06	All County Music
Cymbal, Crash 18"	Sabian	11806XN	1	261.66	261.66	All County Music
Cymbal, Ride 21"	Sabian	12189XN	1	331.24	331.24	All County Music
Cymbals, Marching Crash	Sabian	21822	5	388.08	1,940.40	All County Music
Concert Toms 13" 14"	Majestic	CTS1314S	1	364.00	364.00	All County Music
Concert Toms 10" 12"	Majestic	CTS1012S	1	324.80	324.80	All County Music
Stand, Snare drum	Majestic	XS750A	2	102.60	205.20	All County Music
Clarinet	Yamaha	YCL200AD	10	444.15	4,441.50	All County Music
Flute	Armstrong	FLSOL301	9	571.45	5,143.05	All County Music
Keyboard, 88 key	Yamaha	P115B	1	599.99	599.99	All County Music
Case, Keyboard	SKB	5820W	1	577.49	577.49	All County Music
Snare Drum	Ludwig	LC660	1	663.30	663.30	All County Music
Cymbal 18"	Sabian	11820	1	575.26	575.26	All County Music
Bass Drum, 26" Marching	Yamaha	MB8326AWCSH	1	980.16	980.16	All County Music
Bass Drum, 24" Marching	Yamaha	MB8324AWCSH	1	951.36	951.36	All County Music
Bass Drum, 22" marching	Yamaha	MB8322AWCSH	1	914.88	914.88	All County Music
Bass Drum, 20" marching	Yamaha	MB8320AWCSH	1	873.60	873.60	All County Music
Bass Drum, 18" marching	Yamaha	MB8318AWCSH	1	844.80	844.80	All County Music
Snare Drum, Concert 14x5"	Majestic	MPS1450MB	1	666.40	666.40	All County Music
Snare Drum, 14x6" Maple	Majestic	MPS14165MB	1	705.60	705.60	All County Music
Orchestra Bells 2.5 Oct	Majestic	B3525S	1	895.70	895.70	All County Music
Clarinet	Yamaha	YCL400AD	6	817.20	4,903.20	All County Music
Piccolo Training	Pearl	PF500	2	495.00	990.00	All County Music
Trombone Training	Conn	23H	6	673.75	4,042.50	All County Music
Sextet, Marching w. carrier	Yamaha	MQT660234AWCSH	3	1,688.64	5,065.92	All County Music
Euphonium, Marching	King	K30SP	4	2,078.86	8,315.44	All County Music

	South Plantation High
	\$299,991.30

InstrumentType	BrandName	Model #	Quantity	UnitPrice	LineTotal	Vendor
Alto Saxophone	Selmer	AS500	1	1,276.94	1,276.94	All County Music
Alto Saxophone Performing	Selmer	AS42M	4	2,296.63	9,186.52	All County Music
Xylophone, 4 octave	Majestic	X6540P	1	2,551.95	2,551.95	All County Music
Euphonium	King	2280SP	4	2,195.20	8,780.80	All County Music
String Bass	Eastman	VB95ST34	2	1,931.00	3,862.00	All County Music
Drum Set Maple	Ludwig	L8424AXON	1	2,222.00	2,222.00	All County Music
Tuba 4 valve rotary	Yamaha	TBB641	6	6,524.13	39,144.78	All County Music
Bassoon	Fox	RENARD222	3	5,655.00	16,965.00	All County Music
Bass Drum, 28" Marching	Yamaha	MB8328AWCSH	1	1,008.00	1,008.00	All County Music
Snare Drum, Marching 14"	Yamaha	MS9314CHAWCSH	6	1,032.00	6,192.00	All County Music
Crotale Set, High	Sabian	50303H	1	1,438.15	1,438.15	All County Music
Crotale Set, Low	Sabian	50303L	1	1,438.15	1,438.15	All County Music
Marimba, 4.3 Oct	Majestic	M1543P	2	3,792.15	7,584.30	All County Music
French Horn Performing	Holton	HNSOL100	6	3,034.90	18,209.40	All County Music
Bass Trombone Performing	Yamaha	YBL620G	2	2,759.75	5,519.50	All County Music
Trombone Performing	Conn	66H	6	1,567.50	9,405.00	All County Music
English Horn	Fox	500	1	6,688.50	6,688.50	All County Music
Contra Bass Clarinet	Leblanc	L7182	1	3,425.24	3,425.24	All County Music
Baritone Saxophone Performing	Conn-Selmer	SBS280R	2	4,314.94	8,629.88	All County Music
Oboe Performing	Fox	FOX335	3	3,451.00	10,353.00	All County Music
Piccolo	Pearl	PFP165E	2	1,347.00	2,694.00	All County Music
Bass Clarinet Performing	Leblanc	L60	1	4,480.64	4,480.64	All County Music
Clarinet Performing	Selmer	B16PRESENCE	6	2,794.96	16,769.76	All County Music
Flute Intermediate	Yamaha	YFL472HAL	3	1,676.50	5,029.50	All County Music
Flute Performing	Powell	PSP75CL	3	2,820.00	8,460.00	All County Music
Sousaphone	King	2350WSP	6	5,256.47	31,538.82	All County Music
Mellophone Marching	King	K20SP	10	1,218.74	12,187.40	All County Music
Bass Clarinet Training	Yamaha	YCL221II	1	1,663.93	1,663.93	All County Music

	Sunrise MS
	\$99,999.43

Instrument Type	Brand Name	Model #	Quantity	Unit Price	Line Total	Vendor
Clarinet Wood	Yamaha	YCL400AD	4	951.48	3,805.92	All County Music
Flute training	Yamaha	YFL200AD	7	498.42	3,488.94	All County Music
Amplifyer	Peavey	BANDIT112	1	349.99	349.99	All County Music
Amplifyer Bass	Peavey	MAX115	1	299.99	299.99	All County Music
Amplifyer Keyboard	Peavey	KB3	1	299.99	299.99	All County Music
Alto Saxophone Training	Yamaha	YAS200AD	3	1,124.28	3,372.84	All County Music
Trumpet Performing	Bach	180S37	1	1,855.56	1,855.56	All County Music
Flute Intermediate	Yamaha	YFL461HLPGP	2	1,651.86	3,303.72	All County Music
Bassoon	Fox	RENARD222	2	5,600.00	11,200.00	All County Music
Marimba	Majestic	M6534H	1	4,752.00	4,752.00	All County Music
Granite Blocks w/mount	Latin Percussion	LP1210	1	234.50	234.50	All County Music
PA Soundsystem	Yamaha	STAGEPASS600I	1	899.99	899.99	All County Music
Keyboard Stand dbl tier	Stageline	KS410B	1	217.00	217.00	All County Music
Keyboard Bench	Stageline	KB40	1	37.10	37.10	All County Music
Wind Chimes double row	Treeworks	TRE23DB	1	175.00	175.00	All County Music
Woodblock lg w/striker	Latin Percussion	LPA211	1	16.80	16.80	All County Music
Woodblock sm w/stiker	Latin Percussion	LPA210	1	14.00	14.00	All County Music
Triangle Holder	Danmar	DAN20B	2	23.00	46.00	All County Music
Triangle 8" w.beater	Treeworks	TREHS08	1	46.20	46.20	All County Music
Triangle 6" w.beater	Treeworks	TREHS06	1	35.00	35.00	All County Music
Tambourine	Latin Percussion	CP380	1	16.10	16.10	All County Music
Shaker 5"	Rhythm Tech	RT2015	1	11.87	11.87	All County Music
Quiro	Latin Percussion	LP243	1	46.90	46.90	All County Music
Finger Cymbals	Treeworks	FC02	1	23.80	23.80	All County Music
Cowbell Timbale	Latin Percussion	LP205	1	41.99	41.99	All County Music
Tuba Performing	Yamaha	YBB641	2	6,999.00	13,998.00	All County Music
Cymbal Stand Boom	Gibraltar	9609BT	1	147.60	147.60	All County Music
Cymbal Suspended 20"	Sabian	22023	1	232.50	232.50	All County Music
Cymbal Suspended 18"	Sabian	21889	1	198.00	198.00	All County Music
Cymbal Suspended 16"	Sabian	21689	1	169.00	169.00	All County Music
Cymbal Stand Concert	Gibraltar	7614	1	87.50	87.50	All County Music
Bass Drum Stand	Majestic	FBS2840	1	79.65	79.65	All County Music
Trombone w/F Attach	King	608F	4	1,250.74	5,002.96	All County Music
French Horn Performing	Conn	8D	2	3,126.62	6,253.24	All County Music
Oboe Performing	Fox	FOX335	1	3,570.00	3,570.00	All County Music
Bell Kit	Mapex	MPK32PC	3	247.80	743.40	All County Music
Oboe Training	Yamaha	YOB241	1	1,465.56	1,465.56	All County Music
Bag, Bass	EMD	STB10UBPACK	1	33.60	33.60	All County Music
Bass, Electric Sunburst	Peavey	3018100	1	169.99	169.99	All County Music
Tuba Intermediate	Yamaha	YBB321WC	2	5,162.94	10,325.88	All County Music
Baritone Saxophone	Conn-Selmer	SBS280R	1	4,381.41	4,381.41	All County Music
Euphonium	Yamaha	YEP201	5	1,470.42	7,352.10	All County Music
Trombone Training	Yamaha	YSL200AD	7	646.38	4,524.66	All County Music
Tenor Saxophone	Yamaha	YTS200AD	4	1,418.58	5,674.32	All County Music
Music Stand/Rack	Manhasset	AC94R	2	399.00	798.00	All County Music
Mouthpiece, clarinet	Vandoren	B45	1	96.95	96.95	All County Music
Ligature, Clarinet	Rovner	1R	1	25.95	25.95	All County Music
Reeds, Oboe	201	201M	4	15.99	63.96	All County Music
Oil, Valve	Speedoil	DV500	8	1.75	14.00	All County Music

Tequesta Trace	
\$99,996.17	

Instrument Type	Brand Name	Model #	Quantity	Unit Price	Line Total	Vendor
Trap Table	Yamaha	YGS100	1	327.60	327.60	ACM
Clarinet Performing	Yamaha	YCL650	1	1,402.92	1,402.92	ACM
Electric Bass	Peavey	GRIND4BXP	1	499.99	499.99	ACM
Timbales	Latin Percussion	LP257B	1	585.60	585.60	ACM
Drum Set	Yamaha	GM2F56WU	1	780.00	780.00	ACM
String Bass 3/4	Eastman	VB80ST34	1	1,447.50	1,447.50	ACM
Tuba	Besson	BE1000	6	2,352.44	14,114.64	ACM
Tuba 4 valve	Jinbao	JBBB-534L	4	2,400.00	9,600.00	Summer Arts
Trombone	King	608F	2	1,250.74	2,501.48	ACM
Bass Trombone	Conn	CG Conn	1	2,639.00	2,639.00	ACM
French Horn	Conn	8D	3	3,126.62	9,379.86	ACM
Tenor Saxophone	Selmer	STS280R	2	1,980.33	3,960.66	ACM
Baritone Saxophone	Selmer	SBS280R	2	4,381.41	8,762.82	ACM
Bass Clarinet	Yamaha	YCL221II	3	1,872.72	5,618.16	ACM
Bassoon	Fox	RENARD	2	5,200.00	10,400.00	ACM
Bass Drum Concert	Majestic	1262.6	1	1,262.60	1,262.60	ACM
Euphonium 4valve	Yamaha	YEP231S	2	2,077.92	4,155.84	ACM
Euphonium 3 Valve	Yamaha	YEP201	3	1,470.42	4,411.26	ACM
Trombone	Yamaha	YSL200AD	2	646.38	1,292.76	ACM
Trumpet Int	Conn-Selmer	52BSP	3	1,074.10	3,222.30	ACM
Flute Int	Yamaha	YFL461HLPGP	1	1,651.86	1,651.86	ACM
Oboe	Fox	335	1	3,570.00	3,570.00	ACM
Flute Training	Yamaha	FL200AD	2	498.42	996.84	ACM
Clarinet Training	Yamaha	YCL200AD	2	522.18	1,044.36	ACM
Piccolo	Yamaha	YPC32	1	733.86	733.86	ACM
Claves	Latin Percussion	LP261	2	51.98	103.96	ACM
Steel Pan Set	Vista Pan	PANSET1	1	3,295.00	3,295.00	Vista
Low C Lead pan	Vista Pan	LOWC	1	780.00	780.00	Vista
Chrome Pan	Vista Pan	CHROME	1	485.00	485.00	Vista
Cases Pan	Vista Pan	CASE/LEAD/DBL	1	476.00	476.00	Vista
Mouthpiece French Horn	Farcas	H2850MDC	3	58.10	174.30	ACM
Mouthpiece Clarinet	VandorenB45	CM308	2	96.95	193.90	ACM
Clarinet Ligature	Rovner	1R	2	25.95	51.90	ACM
Mouthpiece Trumpet	Bach	3513C	1	56.00	56.00	ACM
Trumpet Straight Mute	Humes Berg	HB101	1	18.20	18.20	ACM

	Western HS
	\$299,999.83

InstrumentType	BrandName	Model #	Quantity	UnitPrice	LineTotal	Vendor
Sousaphone	King	2350WSP	5	5,256.47	26,282.35	All County Music
Tuba 4 valve	Yamaha	YBB641	4	6,524.13	26,096.52	All County Music
Tuba, Marching 4 valve	King	K50SP	4	5,760.73	23,042.92	All County Music
Euphonium, Performing 4 valve	Yamaha	YEP642SII	4	4,554.78	18,219.12	All County Music
Trumpet Performing	Bach	TRSOL100LR	6	2,603.15	15,618.90	All County Music
French Horn	Holton	HNSOL100	5	3,034.90	15,174.50	All County Music
Bassoon Performing	Fox	RENARD222	2	5,655.00	11,310.00	All County Music
Euphonium, Marching	King	K30SP	5	2,078.86	10,394.30	All County Music
Oboe Performing	Fox	FOX335	3	3,451.00	10,353.00	All County Music
Flute Intermediate	Yamaha	YFL472HAL	6	1,676.50	10,059.00	All County Music
Alto Saxophone Performing	Selmer	AS42M	4	2,296.63	9,186.52	All County Music
Bass Clarinet	Leblanc	L60	2	4,480.64	8,961.28	All County Music
Clarinet, performing	Selmer	B16PRESENCE	3	2,794.96	8,384.88	All County Music
Tenor Saxophone Performing	Selmer	TS44M	3	2,445.10	7,335.30	All County Music
Mellophone, Marching	King	K20SP	5	1,218.74	6,093.70	All County Music
Flute Performing	Powell	PSP75CL	2	2,820.00	5,640.00	All County Music
Cornet, Performing	King	2220SP	3	1,615.37	4,846.11	All County Music
Euphonium	King	2280SP	2	2,195.20	4,390.40	All County Music
Baritone Saxophone	Conn-Selmer	SBS280R	1	4,314.94	4,314.94	All County Music
Chimes	Majestic	C1618C	1	4,149.90	4,149.90	All County Music
Euphonium 3 valve	Jupiter	CE40	3	1,290.00	3,870.00	All County Music
Marimba 4.3 Oct	Majestic	M1543P	1	3,789.50	3,789.50	All County Music
Vibraphone	Majestic	V1530S	1	3,739.15	3,739.15	All County Music
Contra Alto Clarinet	Leblanc	L7181	1	3,425.24	3,425.24	All County Music
Trumpet	Conn	23B	5	657.25	3,286.25	All County Music
Clarinet, wood	Yamaha	YCL400AD	4	817.20	3,268.80	All County Music
Trombone King 3B	Conn-Selmer	2103	2	1,575.52	3,151.04	All County Music
Alto Saxophone Training	Yamaha	YAS200AD	3	955.80	2,867.40	All County Music
Bass Trombone Performing	Yamaha	TBL620G	1	2,759.75	2,759.75	All County Music
Piccolo	Pearl	PPF165E	2	1,347.00	2,694.00	All County Music
Trombone	Conn	23H	4	673.45	2,693.80	All County Music
Trombone Intermediate	King	608F	2	1,276.45	2,552.90	All County Music
Drum Set Maple	Ludwig	L8424AXON	1	2,222.00	2,222.00	All County Music
Mixer, Digital	Yamaha	TF1	1	2,212.50	2,212.50	All County Music
Xylophone 3.5 Oct	Majestic	X1535P	1	2,202.15	2,202.15	All County Music
Flute Training	Yamaha	YFL200AD	5	424.35	2,121.75	All County Music
Soprano Saxophone	Selmer	SSS280R	1	2,011.94	2,011.94	All County Music
Clarinet, Training	Yamaha	YCL200AD	4	444.15	1,776.60	All County Music
Flugel Horn	Conn	1FR	1	1,682.10	1,682.10	All County Music
Concert Bass Drum 40"	Majestic	MFCB4018	1	1,680.00	1,680.00	All County Music
Crotale Set Low	Sabian	50303L	1	1,438.15	1,438.15	All County Music
Gong 40"	Sabian	54001	1	1,277.43	1,277.43	All County Music
Orchestra Bells	Majestic	B3525S	1	895.70	895.70	All County Music
Amplifyer	Yamaha	PX10	1	799.99	799.99	All County Music
Speakers, Subwoofer 18"	Yamaha	CW218V	1	749.25	749.25	All County Music
Snare Drum 6x14 Maple	Majestic	MPS14165MB	1	705.60	705.60	All County Music
Stand, Gong	Majestic	QGS36	1	693.84	693.84	All County Music
Snare Drum 5x14 Maple	Majestic	MPS1450MB	1	666.40	666.40	All County Music
Snare Drum 5x14	Ludwig	LC660	1	663.30	663.30	All County Music
Concert Bells w. stand	Majestic	MRS25	2	320.65	641.30	All County Music
Speakers, 2way, Compression	Yamaha	C215V	1	599.99	599.99	All County Music
Keyboard, 88 key	Yamaha	P115B	1	599.99	599.99	All County Music
Case, Keyboard	SKB	5820W	1	577.49	577.49	All County Music
Amplifyer, Keyboard	Peavey	KB4	1	499.99	499.99	All County Music
Amplifyer, Guitar	Peavey	BANDIT112	1	399.99	399.99	All County Music
Electric Guitar black	Peavey	O0532220	1	399.99	399.99	All County Music

	Western HS
	\$299,999.83

InstrumentType	BrandName	Model #	Quantity	UnitPrice	LineTotal	Vendor
Electric Bass	Peavey	OO531740	1	399.99	399.99	All County Music
Concert Toms 15 16"	Majestic	CTS1516S	1	397.60	397.60	All County Music
Loudspeaker, compression	Yamaha	CM12V	2	218.00	436.00	All County Music
Concert Toms 13 14"	Majestic	CTS1314S	1	364.00	364.00	All County Music
Amplifyer, Bass	Peavey	MAX115	1	349.99	349.99	All County Music
Concert Toms 10 12"	Majestic	CTS1012S	1	324.80	324.80	All County Music
Concert Toms 6 8"	Majestic	CTS68S	1	291.20	291.20	All County Music
Cymbal, Hats	Sabian	21402	1	274.40	274.40	All County Music
Stand, High Hat	Ludwig	LAP16HH	1	243.75	243.75	All County Music
Cymbal, Ride 20"	Sabian	22012	1	227.85	227.85	All County Music
Stand, Snare drum	Majestic	XS750A	2	102.60	205.20	All County Music
Cymbal, Med Crash 16"	Sabian	21608	1	165.62	165.62	All County Music
Drum Throne	Ludwig	LAP51TH	1	136.95	136.95	All County Music
Stand, Cymbal Boom	Ludwig	LAP37BCS	1	134.75	134.75	All County Music
Stand, Snare drum tilt	Ludwig	LAP22SS	1	123.75	123.75	All County Music
Stand, Cymbal	Ludwig	LAP27CS	1	120.45	120.45	All County Music
Stand, Cymbal	Gibraltar	7614	1	87.50	87.50	All County Music
Keyboard Stand	Stageline	KS11	1	73.95	73.95	All County Music
Mic Cable	CBI	MLN10	4	16.76	67.04	All County Music
Keyboard Bench	Stageline	KB40	1	38.95	38.95	All County Music
Bag, Guitar	EMD	STB10UEPACK	1	33.59	33.59	All County Music
Bag, Bass Guitar	EMD	STB10UBPACK	1	33.59	33.59	All County Music

	Westglades
	\$99,992.17

Instrument Type	Brand Name	Model #	Quantity	Unit Price	Line Total	Vendor
Keyboard Harmony Director	Yamaha	HD200SKIT	1	995.00	995.00	ACM
Concert Toms 15-16"	Majestic	CTS1516S	1	418.90	418.90	ACM
Concert Bass Drum	Majestic	MFCB4018	1	1,770.00	1,770.00	ACM
Bassoon	Fox	MODEL41	1	4,600.00	4,600.00	ACM
Bass Clarinet	Yamaha	YCL221II	2	1,872.72	3,745.44	ACM
Baritone Saxophone	Conn-Selmer	SBS280R	1	4,381.41	4,381.41	ACM
Trombone w/F attach	King	608F	5	1,250.74	6,253.70	ACM
Euphonium	Yamaha	YEP201	4	1,470.42	5,881.68	ACM
Euphonium 4 valve	Yamaha	YEP321	4	1,840.32	7,361.28	ACM
Tuba 3/4	Holton	BB450	8	2,345.77	18,766.16	ACM
Tuba 4/4	Yamaha	YBB201WC	4	4,611.06	18,444.24	ACM
Tuba 4/4 Nickle	Yamaha	YBB321WC	4	5,162.84	20,651.36	ACM
Viola 14"	Eastman	VA80ST14	4	373.50	1,494.00	ACM
Violin 3/4	Eastman	VL80ST34	4	307.50	1,230.00	ACM
Violin 4/4	Eastman	VL80ST44	4	307.50	1,230.00	ACM
Cello 4/4	Eastman	VC80ST	4	669.00	2,676.00	ACM
Clarinet Reed	Rico	RCA1025	2	19.20	38.40	ACM
Alto Saxophone Reed	Rico	RJA1025	2	27.30	54.60	ACM

	Westpine MS
	\$99,990.93

Instrument Type	Brand Name	Model #	Quantity	Unit Price	Line Total	Vendor
Electric Bass	Peavey	GRIND4BXP	1	499.99	499.99	ACM
Amplifyer Bass	Peavey	MAX115	1	349.99	349.99	ACM
Concert Toms	Majestic	CTS1012S	1	342.20	342.20	ACM
Snare Drum	Majestic	MCS1465MA	2	424.80	849.60	ACM
Snare Stand	Majestic	XS750A	2	112.10	224.20	ACM
Concert Bells	Majestic	B3525S	1	912.60	912.60	ACM
Piccolo	Yamaha	YPC32	1	733.86	733.86	ACM
Flute	Yamaha	YFL200AD	8	498.42	3,987.36	ACM
Flute Intermediate	Yamaha	YFL361HLPGP	4	1,058.94	4,235.76	ACM
Oboe	Yamaha	YOB241	2	1,456.56	2,913.12	ACM
Bassoon	Fox	MODEL41	1	4,600.00	4,600.00	ACM
Clarinet	Yamaha	YCL200AD	9	522.18	4,699.62	ACM
Clarinet Wood	Yamaha	YCL400AD	5	951.48	4,757.40	ACM
Bass Clarinet	Yamaha	YCL221II	3	1,872.72	5,618.16	ACM
Alto Saxophone	Yamaha	YAS200AD	4	1,124.28	4,497.12	ACM
Tenor Saxophone	Yamaha	YTS200AD	4	1,418.58	5,674.32	ACM
Baritone Saxophone	Conn Selmer	SBS280R	1	4,381.41	4,381.41	ACM
Trumpet	Yamaha	YTR200AD	8	646.38	5,171.04	ACM
Cornet SP	King	605WSP	4	769.12	3,076.48	ACM
Trombone	Yamaha	YSL200AD	8	646.38	5,171.04	ACM
French Horn Sgl	Conn	14D	4	1,615.04	6,460.16	ACM
Euphonium	Yamaha	YEP321S	4	2,077.92	8,311.68	ACM
Tuba 3/4	Yamaha	YBB105WC	4	2,843.64	11,374.56	ACM
Tuba 4/4	Yamaha	YBB321SWC	2	5,487.48	10,974.96	ACM
Mouthpiece French H	Farcas	H2850MDC	3	58.10	174.30	ACM

	Whiddon-Rogers EC
	\$49,999.40

Instrument Type	Brand Name	Model #	Quantity	Unit Price	Line Total	Vendor
Keyboard Lab Station	Romeo	RMX-L134	16	2,701.65	43,226.40	ROMEO MUSIC
Recording Pack	Romeo	RMX=S179	1	6,773.00	6,773.00	ROMEO MUSIC

	Young, Walter C. MS
	\$99,992.76

Instrument Type	Brand Name	Model #	Quantity	Unit Price	Line Total	Vendor
Music Cabinets	Wenger	250A001.193	3	1,539.66	4,618.98	Wenger
Music Cabinets	Wenger	250A004.187	3	1,525.69	4,577.07	Wenger
Music Cabinets	Wenger	250A005.188	7	1,643.97	11,507.79	Wenger
Music Cabinets	Wenger	250A010.188	2	1,189.12	2,378.24	Wenger
Music Cabinets	Wenger	250A011.192	4	1,283.10	5,132.40	Wenger
Music Cabinets	Wenger	250A912.176	2	1,675.39	3,350.78	Wenger
Music Cabinets	Wenger	250A013.142	1	1,126.27	1,126.27	Wenger
Music Cabinets	Wenger	250A915.183	5	1,652.10	8,260.50	Wenger
Viola 14"	Eastman	VA80ST14	4	373.50	1,494.00	ACM
Viola 15"	Eastman	VA80ST15	7	373.50	2,614.50	ACM
Violin 3/4	Eastman	VL80ST34	8	307.50	2,460.00	ACM
Violin 4/4	Eastman	ML80ST44	18	307.50	5,535.00	ACM
Cello 4/4	Eastman	VC80ST	1	669.00	669.00	ACM
Drum Set	Yamaha	GM2F56WU	1	780.00	780.00	ACM
Tenor Saxophone	Yamaha	YTS200AD	6	1,418.58	8,511.48	ACM
Clarinet	Yamaha	YCL200AD	14	522.18	7,310.52	ACM
Flute	Yamaha	YFL200AD	9	498.42	4,485.78	ACM
Trumpet	Yamaha	YTR200AD	15	646.38	9,695.70	ACM
French Horn	Yamaha	YHR567	2	2,590.38	5,180.76	ACM
Alto Saxophone	Yamaha	YAS200AD	2	1,124.28	2,248.56	ACM
Trombone	Yamaha	YSL200AD	6	646.38	3,878.28	ACM
Mouthpiece Clarinet	Vandoren B45	CM308	2	96.95	193.90	ACM
Choral Risers	Wenger	098D053	3	1,327.75	3,983.25	Wenger

**Visual Arts Department-Applied Learning Department
Kiln Deployment
Quarter Ending December 31, 2016**

Current Status

Currently the kiln replacement plan is in effect replacing kilns on an as case-by-case basis for visual art programs that have a kiln that has been deemed “beyond economic repair” or a safety hazard by the Maintenance or the Safety Department. The kiln replacement plan has been in effect since 2014 and twenty-two (22) schools have been serviced with new kiln and equipment to this date. Eight (8) schools have been serviced with new kiln equipment using SMART funding. Five (5) schools are currently in the ordering process and three (3) schools are awaiting paperwork from work orders.

A needs assessment form was sent out to all school principals to determine the status of kiln equipment and as well visual art and ceramics/3-D programs. This needs assessment was meant to access information from schools about their current equipment or lack there of to see if the replacement program can expand to meet the needs to support delivery of art instruction in all schools. Data has been entered into a database with the survey response.

A tiered system will be implemented based on the kiln assessment needs response data to support priority needs. The priority for ordering kilns is be as follows.

1. Tier 1- Kiln is beyond repair and needs to be replaced.
2. Tier 2- A certified visual art teacher is in place but no kiln is present at school site or an extra kiln is needed to support instruction (for larger high school programs). (kiln may have been removed in earlier years) Principal wants to reconstitute or continue ceramics programs.
3. Tier 3- School is hiring a new teacher for the current year to reconstitute ceramics program. No kiln present at school site.
4. Tier 4- School plans to build an art program in the future.

Our overall goal remains to have operative and safe kilns in all schools to support delivery of art instruction.

Art Equipment Kiln Program

Location Name	Number of Kilns	Vendor	Art Dept Status (See Legend)
Coral Glades HS	2	SCHOOL SPECIALTY INC	Closed
Horizon ES	1	SCHOOL SPECIALTY INC	Closed
Mc Nab ES	1	SCHOOL SPECIALTY INC	Closed
Parkway MS	1	SCHOOL SPECIALTY INC	Closed
Rickards MS	2	SCHOOL SPECIALTY INC	Closed
Sheridan Park ES	1	SCHOOL SPECIALTY INC	Closed
Stirling ES	1	SCHOOL SPECIALTY INC	Closed
Stoneman Douglas HS	1	SCHOOL SPECIALTY INC	Closed
JP Taravella HS	1	SCHOOL SPECIALTY INC	Ordered/In Process
Monarch HS	2	SCHOOL SPECIALTY INC	Ordered/In Process
Park Springs ES	1	SCHOOL SPECIALTY INC	Ordered/In Process
Pompano Beach HS	2	SCHOOL SPECIALTY INC	Ordered/In Process
Ramblewood ES	1	SCHOOL SPECIALTY INC	Ordered/In Process
Coral Spring ES			Gap Analysis & Priority Initiated
Nova Blanche Forman ES			Gap Analysis & Priority Initiated
Cooper City HS			Gap Analysis & Priority Initiated

LEGEND	
Status Codes	
Gap Analysis & Priority Initiated	priority requested due to kiln survey results
In Process	requisition number issued and awaiting PO
Ordered	kiln/kiln furniture ordered and Requisition number assigned
Closing Out	orders are in process of closing out
Closed	project is complete

Section 4

Facilities Construction

Leo Bobadilla, Chief Facilities & Construction Officer

Report Provided by the District's Program Managers
Heery International/Atkins

EXECUTIVE SUMMARY

Significant progress continued to be made in the fourth quarter of 2016. Fifteen (15) Request For Qualifications (RFQ's) for design professional services, eight (8) RFQ's for continuing contracts, three (3) RFQ's for Construction Manager At Risk (CMAR), six (6) Invitation To Bid (ITB's) for Construction Services Minor Projects (CSMP), sixteen (16) design Professional Services Agreements (PSA's) and three (3) CMAR Agreements were approved by the Board during the period of October 1, 2016 to December 31, 2016.

The following is a summary of the various project phases being tracked:

	<u>Dollar Volume</u>
Phase 1 Planning	\$ 91.3 M (Last reported as \$68.3 M)
Phase 2 Hire Design Team	\$ 254.2 M (Last reported as \$210.0 M)
Phase 3 Design	\$ 213.2 M (Last reported as \$159.2 M)
Phase 4 Hire Contr./Vendor	\$ 1.0 M (Last reported as \$14.4 M)
Phase 5 Implement Improv.	\$ 24.9 M (Last reported as \$9.2 M)
Phase 6 Completed	<u>\$ 19.1 M (Last reported as \$14.2 M)</u>
SUBTOTAL	\$ 603.7 M (Last reported as \$475.3 M)
Not Started	<u>\$ 305.7 M (Last reported as \$434.1 M)</u>
TOTAL	\$ 909.4 M * (Last reported as \$909.4 M)

* Total based on District Educational Facilities Plan (DEFP) adopted on September 7, 2016

During the fourth quarter of 2016, the Design Professionals continued to provide scope validation reports along with progressing the associated Construction Documents (CD's). 3 Project Charter Meetings also took place during this quarter.

EXECUTIVE SUMMARY (CONTINUED)

Key Performance Index (KPI) Items:

KPI #1 was established to track and report on the percentage of projects that are underway.

KPI #1: 62% (Last reported as 49%)

KPI #2 was established to track and report on the percentage of schools with projects underway.

KPI #2: 84% (Last reported as 70%)

The District remains committed to work with committee members to establish additional KPI metrics going forward.

COST & PROGRAM CONTROLS:

- Provide cost estimating and scheduling services on Board approved projects
 - Design progress estimates developed on ~ 9% of the SMART program “primary” budgets
 - Early indications are resulting in an average increase of ~ 25% (increase is beyond the ~ 10% of unused line items and contingencies within the total project budget)
 - Contributing factors:
 1. Higher inflation than budgeted since 2014
 2. Roofing and MEPF costs exceeding established budgets
 3. Scope unquantified in the budgets that have been identified during design progress to support base bid scope of work (i.e. added fire main required when adding fire sprinkler systems to buildings)
 - Mitigation strategies:
 1. Ensure designs meet the intent of the ADEFP scope; and limit “scope creep”
 2. Employ roofing consultant to provide guidance on roof improvements
 3. Utilize cost effective procurement and delivery methods
 4. Continual monitoring of cost trends
 - Bid information on less than 1% of the SMART program “primary” projects
- Update of the Master Program Schedule through December 2016. Variance compared to established Phasing Schedule for “primary” projects.
 - Design Professional Procurement Variances:
 - Up to one (1) calendar quarter: Zero (0)
 - Greater than one (1) calendar quarter: Zero (0)
 - Construction Professional Procurement Variances:
 - Up to one (1) calendar quarter: Twenty-two (22)
 - Greater than one (1) calendar quarter: Zero (0)
- Collaborate in the negotiation of Professional Services Agreements for multiple Architectural Services.
- Collaborate in the negotiation of Construction Services Agreements for multiple Construction Management at Risk Services.

COST & PROGRAM CONTROLS (CONTINUED):

- Bi-annual market condition review submitted.
 - Inflation factor: 5% year over year
 - Contributing factors:
 1. Continued increase in volume of construction
 2. Major construction programs in progress and upcoming in South Florida
 3. Continued demand for construction labor in South Florida
 4. Expected increases in labor costs in 2017
 - Recommend District continue to place new revenues into unassigned reserve funds to support the SMART program until the program cost impacts are better identified
 - Potential forecast for 2017: South Florida labor reached a plateau in mid-to-late 2016 and should this plateau continue or decrease it could reduce the cost inflation factor for 2017
 - Risk Assessment pending
 - Next bi-annual review: June/July 2017
 - e-Builder: On-going project database loading
 - SMART Program Website (<http://browardschools.com/Web/Smart-Needs>)

Next phase enhancements:

The website will continue to be enhanced to meet stakeholder and Bond Oversight Committee needs.

CONSTRUCTION MILESTONES - LOOK AHEAD

February 2017:

Board approval to advertise for construction bids for Coconut Creek Elementary School and Cypress Elementary School. Advertisements to take place upon receipt of the Intent To Permit (I.T.P.) from the Building Department, scheduled to occur in March 2017.

March 2017:

Construction of the media center improvements at Boyd Anderson High School is scheduled to be completed. The original contractual substantial completion date was February 26, 2017. A pending change order will result in an additional time extension of 24 days.

DESIGN MILESTONES

October 2016:

On October 18, 2016 the Board approved Professional Service Agreements (PSA's) for the seven (7) SMART projects listed directly below. Authorization To Proceed (ATP) with design services for these projects occurred in November/December 2016.

Dillard 6-12 School

Eagle Ridge Elementary School

Miramar Elementary School

Pompano Beach Elementary School

Pompano Beach Middle School

Sea Castle Elementary School

Tamarac Elementary School

November 2016:

On November 1, 2016 the Board approved Professional Service Agreements (PSA's) for two (2) SMART projects and three (3) Construction Manager At Risk (CMAR) Agreements listed directly below. Authorization To Proceed (ATP) with the design and pre-construction services for these projects occurred in December 2016 and January 2017.

Annabel C. Perry Elementary School

Blanche Ely High School (CMAR)

Northeast High School (CMAR)

Oakridge Elementary School

Stranahan High School (CMAR)

DESIGN MILESTONES

December 2016:

In December 2016 the Board approved Professional Service Agreements (PSA's) for seven (7) SMART projects listed directly below. Authorization To Proceed (ATP) with the design and pre-construction services for these projects is scheduled to occur in January and February 2017.

December 6, 2016:

Central Park Elementary School
Hollywood Park Elementary School
Lauderdale Manors EL&R Center

December 20, 2016:

Hawkes Bluff Elementary School
Fairway Elementary School
New River Middle School
Parkway Middle School

DESIGN MILESTONES – LOOK AHEAD

January 2017:

Board approval of the Professional Services Agreements (PSA's) for four (4) SMART projects as follows:

Atlantic West Elementary School

Pasadena Lakes Elementary School

Plantation Middle School

West Hollywood Elementary School

DESIGN MILESTONES – LOOK AHEAD (CONTINUED)

February 2017:

Board approval of the Professional Services Agreements (PSA's) for thirteen (13) SMART projects as follows:

Attucks Middle School

Charles Drew Elementary School

Cypress Bay High School

Driftwood Middle School

Hollywood Hills High School

Lauderhill 6-12 School

Loyd Estates Elementary School

McFatter Technical College

Nova High School

Pioneer Middle School

Sunrise Middle School

Tedder Elementary School

Whiddon-Rogers Education Center

QUARTERLY PROGRESS REPORT

October 2016:

On October 18, 2016 a total of six (6) Requests for Qualifications (RFQ's) for Professional Design Services, a total of eight (8) RFQ's for Continuing Contracts and six (6) Invitation To Bid (ITB) for Construction Services Minor Projects were approved by the Board.

Requests for Qualifications (RFQ's) for Professional Design Services:

Deerfield Beach Elementary School
Fort Lauderdale High School
Margate Middle School
Pembroke Lakes Elementary School
Sawgrass Springs Middle School
South Broward High School

Requests for Qualifications (RFQ's) for Continuing Contracts:

Civil Engineering
CMAR (\$0 to \$1 M)
CMAR (\$1 M to \$2 M)
Geotechnical Engineering
Material Testing
Roofing Consultant
Structural Engineering
Surveying

QUARTERLY PROGRESS REPORT (CONTINUED)

October 2016 (Continued):

Invitation To Bid (ITB) for Construction Services
Minor Projects (CSMP):

Electrical Contractor

Fire Sprinkler/Fire Suppression Contractor

General Contractor

Mechanical Contractor

Roofing Contractor

Site Utilities Contractor

November 2016:

On November 1, 2016 a total of three (3) Requests for
Qualifications (RFQ's) for Professional Design Services
were approved by the Board.

Boyd H. Anderson High School

Charles Drew Family Resource Center

Charles W. Flanagan High School

QUARTERLY PROGRESS REPORT (CONTINUED)

December 2016:

A total of six (6) Requests for Qualifications (RFQ's) for Professional Design Services and three (3) RFQ's for Construction Manager At Risk (CMAR) Services were approved by the Board.

December 6, 2016:

Cypress Bay High School (CMAR)

Forest Glen Middle School

Gator Run Elementary School

Hollywood Hills High School (CMAR)

Nova High School (CMAR)

Pembroke Pines Elementary School

Ramblewood Middle School

Riverglades Elementary School

December 20, 2016:

Falcon Cove Middle School

SCHOOL CHOICE ENHANCEMENT PROJECTS

- The SMART Program includes school choice enhancement projects, which allow each school to direct \$100K towards enhancements selected by stakeholders at each campus.
- YEAR 1: 82 projects are in progress with the following status:
 - Completed – 2 (last reported as 2)
 - Ready to Procure - 54 (last reported as 50)
 - Voting Process in Progress - 2 (last reported as 3)
 - Rejected Ballots - 1 (last reported as 1)
 - Approved Scope & Budget Evaluation – 11 (last reported as 6)
 - Pending OFC Scope and Budget Approval – None (last reported as None)
 - Ballots Being Developed – 12 (last reported as 20)
 - Pending Response – None (last reported as None)

SCHOOL CHOICE ENHANCEMENT PROJECTS (continued)

- YEAR 2: 28 projects are in progress with the following status:

Completed – 1 (last reported as 0)

Ready to Procure - 11 (last reported as 10)

Voting Process in Progress – 0 (last reported as 2)

Rejected Ballots – None (last reported as None)

Approved Scope & Budget Evaluation – 7 (last reported as 6)

Pending OFC Scope and Budget Approval – None (last reported as None)

Ballots Being Developed – 9 (last reported as 10)

Pending Response – None (last reported as None)

NOTE:

Gulfstream Academy (formerly Hallandale Adult & Community Center – Options voted on are in the “ready to procure” stage and is accounted for in the above figures (last reported on hold due to summer relocations)

Gulfstream Middle (Campus has been vacated) – School Choice Enhancement Project to remain on hold until decision occurs for future intended use.

SCHOOL CHOICE ENHANCEMENT PROJECTS (continued)

- YEAR 3: 30 projects commenced on November 23, 2016 (last reported to commence ahead of schedule in the fourth quarter of 2017). Projects are in progress with the following status
 - Completed – 0 (not included in last report)
 - Ready to Procure - 0 (not included in last report)
 - Voting Process in Progress – 1 (not included in last report)
 - Rejected Ballots – None (not included in last report)
 - Approved Scope & Budget Evaluation – 2 (not included in last report)
 - Pending OFC scope and budget approval – None (not included in last report)
 - Ballots Being Developed – 27 (not included in last report)
 - Pending Response – None (not included in last report)
- YEAR 4: 30 projects will commence ahead of schedule in the fourth quarter of 2018 (last reported to commence in January 2018)
- YEAR 5: 60 projects will commence ahead of schedule in the fourth quarter of 2019 (last reported to commence in January 2019)

SMART BOND PHASING SCHEDULE

- GROUP 1 (FY 14/15):** Complete planning and begin procurement for design professional services prior to the end of the third quarter of 2016; Anticipated construction procurement to begin – Q2/Q3 2017
- GROUP 2 (FY 15/16):** Complete planning and begin procurement for design professional services prior to the end of the third quarter of 2016; Anticipated construction procurement to begin – Q2/Q3 2017
- GROUP 3 (FY 16/17):** Complete planning and begin procurement for design professional services prior to the end of the second quarter of 2017; Anticipated construction procurement to begin – Q1/Q2 2018
- GROUP 4 (FY 17/18):** Complete planning and begin procurement for design professional services prior to the end of the first quarter of 2018; Anticipated construction procurement to begin – Q1/Q2 2019
- GROUP 5 (FY 18/19):** Complete planning and begin procurement for design professional services prior to the end of the first quarter of 2019; Anticipated construction procurement to begin – Q1/Q2 2020

Anderson, Boyd H. High School



Project Information	
Street Address	3050 NW 41 STREET
	LAUDERDALE LAKES
Location Num	1741
Board District	5
Board Member	Dr. Rosalind Osgood
ADEFP Budget *	\$8,749,340

FUNDING YEAR

(Funding year represents the year in which funds are released to initiate project planning and implementation and only includes funding figures for projects managed by OFC. Figures include SMART and DEFP for purposes of the table below.)

TOTAL OFC FUNDS	Group 1	Group 2	Group 3	Group 4	Group 5
\$8,053,340	\$2,018,340	\$0	\$6,035,000	\$0	\$0

SCHOOL PROJECTS **

Scope	Phase	% of Phase	Comments
Renovation of the existing Media Center - Demolition phase	Complete	100%	Work Completed
Renovation of the existing Media Center - re-Construction Phase	Construction	43%	In final phase of Construction.
ADA renovations related to educational adequacy	Designer Procurement	20%	Board approval to adv. design: 11/1/16
Bldg Envelope Impr. (Roof, Window, Ext Wall, etc.)	Designer Procurement	20%	Board approval to adv. design: 11/1/16
HVAC Improvements	Designer Procurement	20%	Board approval to adv. design: 11/1/16
Safety / Security Upgrade	Designer Procurement	20%	Board approval to adv. design: 11/1/16
Single Point of Entry	Designer Procurement	20%	Board approval to adv. design: 11/1/16
STEM Lab improvements	Designer Procurement	20%	Board approval to adv. design: 11/1/16
Weight Room Renovation	Designer Procurement	20%	Board approval to adv. design: 11/1/16
School Choice Enhancement	Planning	10%	Meeting to be scheduled to review SCEP.

Apollo Middle School



Project Information	
Street Address	6800 ARTHUR STREET
	HOLLYWOOD
Location Num	1791
Board District	1
Board Member	Ann Murray
ADEFP Budget *	\$7,508,000

FUNDING YEAR

(Funding year represents the year in which funds are released to initiate project planning and implementation and only includes funding figures for projects managed by OFC. Figures include SMART and DEFP for purposes of the table below.)

TOTAL OFC FUNDS	Group 1	Group 2	Group 3	Group 4	Group 5
\$7,160,000	\$0	\$0	\$145,000	\$0	\$7,015,000

SCHOOL PROJECTS **

Scope	Phase	% of Phase	Comments
Track Resurfacing	Complete	100%	Work Completed
Single Point of Entry	Design	30%	Design projected completion Jan 2017.
Bldg Envelope Impr. (Roof, Window, Ext Wall, etc.)	Pending Start		Planning Phase to begin: Q2 2018
Fire Sprinklers	Pending Start		Planning Phase to begin: Q2 2018
HVAC Improvements	Pending Start		Planning Phase to begin: Q2 2018
Media Center improvements	Pending Start		Planning Phase to begin: Q2 2018
Safety / Security Upgrade	Pending Start		Planning Phase to begin: Q2 2018
School Choice Enhancement	Pending Start		Process beginning: Q4 2018.

Atlantic Technical College



Project Information	
Street Address	4700 COCONUT CREEK PARKWAY
	COCONUT CREEK
Location Num	2221
Board District	7
Board Member	Nora Rupert
ADEFP Budget *	\$10,340,400

FUNDING YEAR

(Funding year represents the year in which funds are released to initiate project planning and implementation and only includes funding figures for projects managed by OFC. Figures include SMART and DEFP for purposes of the table below.)

TOTAL OFC FUNDS	Group 1	Group 2	Group 3	Group 4	Group 5
\$9,678,400	\$626,400	\$9,052,000	\$0	\$0	\$0

SCHOOL PROJECTS **

Scope	Phase	% of Phase	Comments
Bldg Envelope Impr. (Roof, Window, Ext Wall, etc.)	Design	15%	Design kick-off meeting held 11/18/16. Scope
Fire Sprinklers	Design	15%	Design kick-off meeting held 11/18/16. Scope
IAQ Repairs - HVAC	Design	15%	Design kick-off meeting held 11/18/16. Scope
Media Center improvements	Design	15%	Design kick-off meeting held 11/18/16. Scope
School Choice Enhancement	Implementation	95%	Implementation Phase

Atlantic Technical, Arthur Ashe, Jr Campus



Project Information	
Street Address	
Location Num	4702
Board District	7
Board Member	Nora Rupert
ADEFP Budget *	\$1,490,000

FUNDING YEAR

(Funding year represents the year in which funds are released to initiate project planning and implementation and only includes funding figures for projects managed by OFC. Figures include SMART and DEFP for purposes of the table below.)

TOTAL OFC FUNDS	Group 1	Group 2	Group 3	Group 4	Group 5
\$1,390,000	\$1,348,000	\$0	\$42,000	\$0	\$0

SCHOOL PROJECTS **

Scope	Phase	% of Phase	Comments
School Choice Enhancement	Complete	100%	Work Completed
Bldg Envelope Impr. (Roof, Window, Ext Wall, etc.)	Designer Procurement	20%	Design negotiations underway
Fire Alarm	Designer Procurement	20%	Design negotiations underway

Atlantic West Elementary School



Project Information

Street Address	301 NW 69 TERRACE
	MARGATE
Location Num	2511
Board District	7
Board Member	Nora Rupert
ADEFP Budget *	\$3,070,197

FUNDING YEAR

(Funding year represents the year in which funds are released to initiate project planning and implementation and only includes funding figures for projects managed by OFC. Figures include SMART and DEFP for purposes of the table below.)

TOTAL OFC FUNDS	Group 1	Group 2	Group 3	Group 4	Group 5
\$2,769,197	\$52,197	\$2,717,000	\$0	\$0	\$0

SCHOOL PROJECTS **

Scope	Phase	% of Phase	Comments
Bldg Envelope Impr. (Roof, Window, Ext Wall, etc.)	Design	1%	Design underway
Fire Sprinklers	Design	1%	Design underway
HVAC Improvements	Design	1%	Design underway
Media Center improvements	Design	1%	Design underway
School Choice Enhancement	Planning	5%	Scope selections underway

Attucks Middle School



Project Information

Street Address	3500 N 22 AVENUE
	HOLLYWOOD
Location Num	0343
Board District	1
Board Member	Ann Murray
ADEFP Budget *	\$4,826,903

FUNDING YEAR

(Funding year represents the year in which funds are released to initiate project planning and implementation and only includes funding figures for projects managed by OFC. Figures include SMART and DEFP for purposes of the table below.)

TOTAL OFC FUNDS	Group 1	Group 2	Group 3	Group 4	Group 5
\$4,523,903	\$598,125	\$2,416,778	\$1,089,000	\$420,000	\$0

SCHOOL PROJECTS ^{**}

Scope	Phase	% of Phase	Comments
Electrical Improvements	Designer Procurement	90%	Negotiations completed; pending PSA award.
Bldg Envelope Impr. (Roof, Window, Ext Wall, etc.)	Designer Procurement	5%	Beginning negotiations with Designer
Provide Fire Sprinkler Protection Install New Fire Alarm	Designer Procurement	90%	Negotiations completed; pending PSA award.
HVAC Improvements	Designer Procurement	90%	Negotiations completed; pending PSA award.
Single Point of Entry	Designer Procurement	90%	Negotiations completed; pending PSA award.
School Choice Enhancement	Implementation	85%	Implementation Phase
Media Center improvements	Pending Start		Planning Phase to begin: Q4 2017

Bair Middle School



Project Information	
Street Address	9100 NW 21 MANOR SUNRISE
Location Num	2611
Board District	5
Board Member	Dr. Rosalind Osgood
ADEFP Budget *	\$1,998,000

FUNDING YEAR

(Funding year represents the year in which funds are released to initiate project planning and implementation and only includes funding figures for projects managed by OFC. Figures include SMART and DEFP for purposes of the table below.)

TOTAL OFC FUNDS	Group 1	Group 2	Group 3	Group 4	Group 5
\$1,617,000	\$0	\$0	\$0	\$1,617,000	\$0

SCHOOL PROJECTS **

Scope	Phase	% of Phase	Comments
Bldg Envelope Impr. (Roof, Window, Ext Wall, etc.)	Pending Start		Planning Phase to begin: Q4 2017
Fire Alarm	Pending Start		Planning Phase to begin: Q4 2017
HVAC Improvements	Pending Start		Planning Phase to begin: Q4 2017
Media Center improvements	Pending Start		Planning Phase to begin: Q4 2017
Safety / Security Upgrade	Pending Start		Planning Phase to begin: Q4 2017
School Choice Enhancement	Pending Start		Process beginning: Q4 2017.

Banyan Elementary School



Project Information

Street Address	8800 NW 50 STREET
	SUNRISE
Location Num	2001
Board District	5
Board Member	Dr. Rosalind Osgood
ADEFP Budget *	\$1,720,000

FUNDING YEAR

(Funding year represents the year in which funds are released to initiate project planning and implementation and only includes funding figures for projects managed by OFC. Figures include SMART and DEFP for purposes of the table below.)

TOTAL OFC FUNDS	Group 1	Group 2	Group 3	Group 4	Group 5
\$1,403,000	\$1,145,000	\$0	\$60,000	\$198,000	\$0

SCHOOL PROJECTS **

Scope	Phase	% of Phase	Comments
Single Point of Entry	Complete Prior	100%	Scope of work completed prior to 2016.
Bldg Envelope Impr. (Roof, Window, Ext Wall, etc.)	Designer Procurement	20%	Design negotiations underway
HVAC Improvements	Designer Procurement	20%	Design negotiations underway
School Choice Enhancement	Implementation	10%	Implementation Phase
Media Center improvements	Pending Start		Planning Phase to begin: Q4 2017

Bayview Elementary School



Project Information	
Street Address	1175 MIDDLE RIVER DRIVE FORT LAUDERDALE
Location Num	0641
Board District	3
Board Member	Heather P. Brinkworth
ADEFP Budget *	\$2,073,000

FUNDING YEAR

(Funding year represents the year in which funds are released to initiate project planning and implementation and only includes funding figures for projects managed by OFC. Figures include SMART and DEFP for purposes of the table below.)

TOTAL OFC FUNDS	Group 1	Group 2	Group 3	Group 4	Group 5
\$1,842,000	\$0	\$0	\$1,842,000	\$0	\$0

SCHOOL PROJECTS **

Scope	Phase	% of Phase	Comments
HVAC Improvements - Split -Chiller Replacement (2)	Construction	95%	Project nearing closeout phase.
Bldg Envelope Impr. (Roof, Window, Ext Wall, etc.)	Designer Procurement	10%	Planning Phase to begin: Q3 2016
HVAC Improvements - Split - Balance of work	Designer Procurement	10%	Planning Phase to begin: Q3 2016
School Choice Enhancement	Planning	10%	Meeting to be scheduled to review SCEP.

Beachside Montessori Village



Project Information

Street Address	2230 LINCOLN STREET HOLLYWOOD
Location Num	2041
Board District	1
Board Member	Ann Murray
ADEFP Budget *	\$441,000

FUNDING YEAR

(Funding year represents the year in which funds are released to initiate project planning and implementation and only includes funding figures for projects managed by OFC. Figures include SMART and DEFP for purposes of the table below.)

TOTAL OFC FUNDS	Group 1	Group 2	Group 3	Group 4	Group 5
\$100,000	\$100,000	\$0	\$0	\$0	\$0

SCHOOL PROJECTS **

Scope	Phase	% of Phase	Comments
School Choice Enhancement	Implementation	58%	Implementation Phase

Bennett Elementary School



Project Information	
Street Address	1755 NE 14 STREET
	FORT LAUDERDALE
Location Num	0201
Board District	3
Board Member	Heather P. Brinkworth
ADEFP Budget *	\$2,119,000

FUNDING YEAR

(Funding year represents the year in which funds are released to initiate project planning and implementation and only includes funding figures for projects managed by OFC. Figures include SMART and DEFP for purposes of the table below.)

TOTAL OFC FUNDS	Group 1	Group 2	Group 3	Group 4	Group 5
\$1,914,000	\$0	\$0	\$0	\$0	\$1,914,000

SCHOOL PROJECTS **

Scope	Phase	% of Phase	Comments
Bldg Envelope Impr. (Roof, Window, Ext Wall, etc.)	Pending Start		Planning Phase to begin: Q2 2018
Fire Alarm	Pending Start		Planning Phase to begin: Q2 2018
HVAC Improvements	Pending Start		Planning Phase to begin: Q2 2018
Media Center improvements	Pending Start		Planning Phase to begin: Q2 2018
School Choice Enhancement	Pending Start		Process beginning: Q4 2018.

Bethune, Mary M. Elementary School



Project Information	
Street Address	2400 MEADE STREET
	HOLLYWOOD
Location Num	0341
Board District	1
Board Member	Ann Murray
ADEFP Budget *	\$3,816,000

FUNDING YEAR

(Funding year represents the year in which funds are released to initiate project planning and implementation and only includes funding figures for projects managed by OFC. Figures include SMART and DEFP for purposes of the table below.)

TOTAL OFC FUNDS	Group 1	Group 2	Group 3	Group 4	Group 5
\$3,446,000	\$0	\$0	\$195,000	\$0	\$3,251,000

SCHOOL PROJECTS **

Scope	Phase	% of Phase	Comments
Single Point of Entry	Complete Prior	100%	Scope of work completed prior to 2016.
Replacement of building 6	Pending Start		Planning Phase to begin: Q3 2018
Replacement of building 4	Pending Start		Planning Phase to begin: Q3 2018
Bldg Envelope Impr. (Roof, Window, Ext Wall, etc.)	Pending Start		Planning Phase to begin: Q3 2018
HVAC Improvements	Pending Start		Planning Phase to begin: Q3 2018
School Choice Enhancement	Pending Start		Process beginning: Q4 2018.

Boulevard Heights Elementary School



Project Information	
Street Address	7201 JOHNSON STREET HOLLYWOOD
Location Num	0971
Board District	1
Board Member	Ann Murray
ADEFP Budget *	\$4,130,000

FUNDING YEAR

(Funding year represents the year in which funds are released to initiate project planning and implementation and only includes funding figures for projects managed by OFC. Figures include SMART and DEFP for purposes of the table below.)

TOTAL OFC FUNDS	Group 1	Group 2	Group 3	Group 4	Group 5
\$3,950,000	\$0	\$0	\$60,000	\$3,890,000	\$0

SCHOOL PROJECTS **

Scope	Phase	% of Phase	Comments
Single Point of Entry	Complete Prior	100%	Scope of work completed prior to 2016.
Replacement of building 4	Pending Start		Planning Phase to begin: Q4 2017
Replacement of building 1	Pending Start		Planning Phase to begin: Q4 2017
Bldg Envelope Impr. (Roof, Window, Ext Wall, etc.)	Pending Start		Planning Phase to begin: Q4 2017
HVAC Improvements	Pending Start		Planning Phase to begin: Q4 2017
Music Room Renovation	Pending Start		Planning Phase to begin: Q4 2017
Art Room Renovation and Equipment	Pending Start		Planning Phase to begin: Q4 2017
School Choice Enhancement	Pending Start		Process beginning: Q4 2017.

Bright Horizons Center



Project Information	
Street Address	3901 NE 1ST TERRACE
	POMPANO BEACH
Location Num	0871
Board District	7
Board Member	Nora Rupert
ADEFP Budget *	\$2,243,771

FUNDING YEAR

(Funding year represents the year in which funds are released to initiate project planning and implementation and only includes funding figures for projects managed by OFC. Figures include SMART and DEFP for purposes of the table below.)

TOTAL OFC FUNDS	Group 1	Group 2	Group 3	Group 4	Group 5
\$2,105,771	\$252,771	\$0	\$90,000	\$1,763,000	\$0

SCHOOL PROJECTS **

Scope	Phase	% of Phase	Comments
Single Point of Entry	Design	30%	Design projected completion in Jan 2017.
Bldg Envelope Impr. (Roof, Window, Ext Wall, etc.)	Pending Start		Planning Phase to begin: Q3 2017
Fire Alarm	Pending Start		Planning Phase to begin: Q3 2017
Fire Sprinklers	Pending Start		Planning Phase to begin: Q3 2017
HVAC Improvements	Pending Start		Planning Phase to begin: Q3 2017
School Choice Enhancement	Pending Start		Process beginning: Q4 2017.

Broadview Elementary School



Project Information	
Street Address	1800 SW 62 AVENUE
	POMPANO BEACH
Location Num	0811
Board District	4
Board Member	Abby M. Freedman
ADEFP Budget *	\$3,387,386

FUNDING YEAR

(Funding year represents the year in which funds are released to initiate project planning and implementation and only includes funding figures for projects managed by OFC. Figures include SMART and DEFP for purposes of the table below.)

TOTAL OFC FUNDS	Group 1	Group 2	Group 3	Group 4	Group 5
\$2,891,386	\$2,891,386	\$0	\$0	\$0	\$0

SCHOOL PROJECTS **

Scope	Phase	% of Phase	Comments
Bldg Envelope Impr. (Roof, Window, Ext Wall, etc.) - Roofing	Bid and Award	5%	Pending proposal.
Electrical Improvements	Design	15%	Design underway
Bldg Envelope Impr. (Roof, Window, Ext Wall, etc.)	Design	15%	Design underway
Fire Alarm	Design	15%	Design underway
Fire Sprinklers	Design	15%	Design underway
HVAC Improvements	Design	15%	Design underway
Media Center improvements	Design	15%	Design underway
Music Room Renovation	Design	15%	Design underway
Conversion of Existing Space to Music and/or Art Lab(s)	Design	15%	Design underway
School Choice Enhancement	Implementation	15%	Implementation Phase

Broward Estates



Project Information	
Street Address	441 NW 35 AVENUE
	FORT LAUDERDALE
Location Num	0501
Board District	5
Board Member	Dr. Rosalind Osgood
ADEFP Budget *	\$3,016,000

FUNDING YEAR

(Funding year represents the year in which funds are released to initiate project planning and implementation and only includes funding figures for projects managed by OFC. Figures include SMART and DEFP for purposes of the table below.)

TOTAL OFC FUNDS	Group 1	Group 2	Group 3	Group 4	Group 5
\$2,863,000	\$0	\$0	\$0	\$2,863,000	\$0

SCHOOL PROJECTS **

Scope	Phase	% of Phase	Comments
Bldg Envelope Impr. (Roof, Window, Ext Wall, etc.)	Pending Start		Planning Phase to begin: Q3 2017
HVAC Improvements	Pending Start		Planning Phase to begin: Q3 2017
School Choice Enhancement	Pending Start		Process beginning: Q4 2017.

Castle Hill Annex



Project Information	
Street Address	
Location Num	1382
Board District	0
Board Member	Dr. Rosalind Osgood
ADEFP Budget *	\$834,000

FUNDING YEAR

(Funding year represents the year in which funds are released to initiate project planning and implementation and only includes funding figures for projects managed by OFC. Figures include SMART and DEFP for purposes of the table below.)

TOTAL OFC FUNDS	Group 1	Group 2	Group 3	Group 4	Group 5
\$834,000	\$0	\$0	\$90,000	\$0	\$744,000

SCHOOL PROJECTS **

Scope	Phase	% of Phase	Comments
Single Point of Entry	Complete Prior	100%	Scope of work completed prior to 2016.
Bldg Envelope Impr. (Roof, Window, Ext Wall, etc.)	Pending Start		Planning Phase to begin: Q1 2018
Fire Alarm	Pending Start		Planning Phase to begin: Q1 2018
HVAC Improvements	Pending Start		Planning Phase to begin: Q1 2018
Media Center improvements	Pending Start		Planning Phase to begin: Q1 2018
School Choice Enhancement	Pending Start		Process beginning: Q4 2018.

Castle Hill Elementary School



Project Information	
Street Address	2640 NW 46 AVENUE LAUDERHILL
Location Num	1461
Board District	5
Board Member	Dr. Rosalind Osgood
ADEFP Budget *	\$2,492,000

FUNDING YEAR

(Funding year represents the year in which funds are released to initiate project planning and implementation and only includes funding figures for projects managed by OFC. Figures include SMART and DEFP for purposes of the table below.)

TOTAL OFC FUNDS	Group 1	Group 2	Group 3	Group 4	Group 5
\$2,209,000	\$773,000	\$13,000	\$1,141,000	\$282,000	\$0

SCHOOL PROJECTS **

Scope	Phase	% of Phase	Comments
HVAC Improvements	Construction	95%	Nearing closeout phase
Bldg Envelope Impr. (Roof, Window, Ext Wall, etc.)	Designer Procurement	10%	Design procurement underway
Fire Alarm	Designer Procurement	10%	Design procurement underway
Fire Sprinklers	Designer Procurement	10%	Design procurement underway
Media Center improvements	Pending Start		Planning to begin: Q2 2017
School Choice Enhancement	Planning	5%	Voting in Progress.

Central Park Elementary School



Project Information	
Street Address	777 N NOB HILL ROAD
	PLANTATION
Location Num	2641
Board District	6
Board Member	Laurie Rich Levinson
ADEFP Budget *	\$5,493,475

FUNDING YEAR

(Funding year represents the year in which funds are released to initiate project planning and implementation and only includes funding figures for projects managed by OFC. Figures include SMART and DEFP for purposes of the table below.)

TOTAL OFC FUNDS	Group 1	Group 2	Group 3	Group 4	Group 5
\$5,027,475	\$119,475	\$4,908,000	\$0	\$0	\$0

SCHOOL PROJECTS **

Scope	Phase	% of Phase	Comments
Bldg Envelope Impr. (Roof, Window, Ext Wall, etc.)	Design	5%	ATP issued to Facilities and Capital.
Fire Sprinklers	Design	5%	ATP issued to Facilities and Capital.
HVAC Improvements	Design	5%	ATP issued to Facilities and Capital.
Music Room Renovation	Design	5%	ATP issued to Facilities and Capital.
Conversion of Existing Space to Music and/or Art Lab(s)	Design	5%	ATP issued to Facilities and Capital.
Safety / Security Upgrade	Design	5%	ATP issued to Facilities and Capital.
School Choice Enhancement	Implementation	20%	Implementation Phase

Challenger Elementary School



Project Information	
Street Address	5703 NW 94 AVENUE
	TAMARAC
Location Num	3771
Board District	4
Board Member	Abby M. Freedman
ADEFP Budget *	\$1,835,000

FUNDING YEAR

(Funding year represents the year in which funds are released to initiate project planning and implementation and only includes funding figures for projects managed by OFC. Figures include SMART and DEFP for purposes of the table below.)

TOTAL OFC FUNDS	Group 1	Group 2	Group 3	Group 4	Group 5
\$1,449,000	\$0	\$0	\$0	\$1,449,000	\$0

SCHOOL PROJECTS **

Scope	Phase	% of Phase	Comments
Bldg Envelope Impr. (Roof, Window, Ext Wall, etc.)	Pending Start		Planning Phase to begin: Q3 2017
Fire Alarm	Pending Start		Planning Phase to begin: Q3 2017
HVAC Improvements	Pending Start		Planning Phase to begin: Q3 2017
Music Room Renovation	Pending Start		Planning Phase to begin: Q3 2017
Conversion of Existing Space to Music and/or Art Lab(s)	Pending Start		Planning Phase to begin: Q3 2017
School Choice Enhancement	Pending Start		Process beginning: Q4 2017.

Chapel Trail Elementary School



Project Information	
Street Address	19595 TAFT STREET
	PEMBROKE PINES
Location Num	2961
Board District	2
Board Member	Patricia Good
ADEFP Budget *	\$2,296,214

FUNDING YEAR

(Funding year represents the year in which funds are released to initiate project planning and implementation and only includes funding figures for projects managed by OFC. Figures include SMART and DEFP for purposes of the table below.)

TOTAL OFC FUNDS	Group 1	Group 2	Group 3	Group 4	Group 5
\$1,800,214	\$12,214	\$1,788,000	\$0	\$0	\$0

SCHOOL PROJECTS **

Scope	Phase	% of Phase	Comments
HVAC Improvements - Replacement of 2 Chillers	Construction	95%	Nearing closeout phase
Bldg Envelope Impr. (Roof, Window, Ext Wall, etc.)	Designer Procurement	40%	Design negotiations underway
Fire Alarm	Designer Procurement	40%	Design negotiations underway
HVAC Improvements	Designer Procurement	40%	Design negotiations underway
School Choice Enhancement	Implementation	5%	Implementation Phase

Coconut Creek Elementary School



Project Information	
Street Address	500 NW 45 AVENUE
	COCONUT CREEK
Location Num	1421
Board District	7
Board Member	Nora Rupert
ADEFP Budget *	\$4,986,618

FUNDING YEAR

(Funding year represents the year in which funds are released to initiate project planning and implementation and only includes funding figures for projects managed by OFC. Figures include SMART and DEFP for purposes of the table below.)

TOTAL OFC FUNDS	Group 1	Group 2	Group 3	Group 4	Group 5
\$4,677,618	\$4,677,618	\$0	\$0	\$0	\$0

SCHOOL PROJECTS **

Scope	Phase	% of Phase	Comments
Bldg Envelope Impr. (Roof, Window, Ext Wall, etc.)	Design	90%	90% design documents received.
Fire Alarm	Design	90%	90% design documents received.
Fire Sprinklers	Design	90%	90% design documents received.
Media Center improvements	Design	90%	90% design documents received.
School Choice Enhancement	Implementation	10%	Implementation Phase

Coconut Creek High School



Project Information	
Street Address	1400 NW 44 AVENUE
	COCONUT CREEK
Location Num	1681
Board District	7
Board Member	Nora Rupert
ADEFP Budget *	\$6,525,907

FUNDING YEAR

(Funding year represents the year in which funds are released to initiate project planning and implementation and only includes funding figures for projects managed by OFC. Figures include SMART and DEFP for purposes of the table below.)

TOTAL OFC FUNDS	Group 1	Group 2	Group 3	Group 4	Group 5
\$5,678,907	\$865,907	\$4,813,000	\$0	\$0	\$0

SCHOOL PROJECTS **

Scope	Phase	% of Phase	Comments
Bldg Envelope Impr. (Roof, Window, Ext Wall, etc.)	Design	10%	Scope validation is in progress.
Fire Alarm	Design	10%	Scope validation is in progress.
HVAC Improvements	Design	10%	Scope validation is in progress.
Media Center improvements	Design	10%	Scope validation is in progress.
Safety / Security Upgrade	Design	10%	Scope validation is in progress.
Single Point of Entry	Design	10%	Design team working to expedite SPE.
STEM Lab improvements	Design	10%	Scope validation is in progress.
Weight Room Renovation	Design	10%	Scope validation is in progress.
School Choice Enhancement	Planning	5%	Scope selections underway

Coconut Palm Elementary School



Project Information	
Street Address	13601 MONARCH LAKES BOULEVARD MIRAMAR
Location Num	3741
Board District	2
Board Member	Patricia Good
ADEFP Budget *	\$1,599,000

FUNDING YEAR

(Funding year represents the year in which funds are released to initiate project planning and implementation and only includes funding figures for projects managed by OFC. Figures include SMART and DEFP for purposes of the table below.)

TOTAL OFC FUNDS	Group 1	Group 2	Group 3	Group 4	Group 5
\$1,156,000	\$100,000	\$0	\$42,000	\$0	\$1,014,000

SCHOOL PROJECTS **

Scope	Phase	% of Phase	Comments
School Choice Enhancement	Implementation	20%	Implementation Phase
Bldg Envelope Impr. (Roof, Window, Ext Wall, etc.)	Pending Start		Planning Phase to begin: Q2 2018
Fire Alarm	Pending Start		Pending start
HVAC Improvements	Pending Start		Planning Phase to begin: Q2 2018

Colbert Elementary School



Project Information	
Street Address	2702 FUNSTON ST.
	HOLLYWOOD
Location Num	0231
Board District	1
Board Member	Ann Murray
ADEFP Budget *	\$1,087,000

FUNDING YEAR

(Funding year represents the year in which funds are released to initiate project planning and implementation and only includes funding figures for projects managed by OFC. Figures include SMART and DEFP for purposes of the table below.)

TOTAL OFC FUNDS	Group 1	Group 2	Group 3	Group 4	Group 5
\$856,000	\$100,000	\$0	\$756,000	\$0	\$0

SCHOOL PROJECTS **

Scope	Phase	% of Phase	Comments
Bldg Envelope Impr. (Roof, Window, Ext Wall, etc.)	Pending Start		Site visit scheduled.
HVAC Improvements	Pending Start		Site visit scheduled.
Safety / Security Upgrade	Pending Start		Site visit scheduled.
School Choice Enhancement	Planning	5%	Scope selections underway

Collins Elementary School



Project Information	
Street Address	1050 NW 2 STREET
	DANIA
Location Num	0331
Board District	1
Board Member	Ann Murray
ADEFP Budget *	\$2,040,000

FUNDING YEAR

(Funding year represents the year in which funds are released to initiate project planning and implementation and only includes funding figures for projects managed by OFC. Figures include SMART and DEFP for purposes of the table below.)

TOTAL OFC FUNDS	Group 1	Group 2	Group 3	Group 4	Group 5
\$1,874,000	\$119,000	\$0	\$0	\$1,755,000	\$0

SCHOOL PROJECTS ^{**}

Scope	Phase	% of Phase	Comments
Electrical Improvements	Pending Start		Planning Phase to begin: Q3 2017
Bldg Envelope Impr. (Roof, Window, Ext Wall, etc.)	Pending Start		Planning Phase to begin: Q3 2017
Fire Alarm	Pending Start		Planning Phase to begin: Q3 2017
Fire Sprinklers	Pending Start		Planning Phase to begin: Q3 2017
HVAC Improvements	Pending Start		Planning Phase to begin: Q3 2017
Media Center improvements	Pending Start		Planning Phase to begin: Q3 2017
Safety / Security Upgrade	Pending Start		Planning Phase to begin: Q3 2017
School Choice Enhancement	Pending Start		Process beginning: Q4 2017.

Cooper City Elementary School



Project Information

Street Address	5080 SW 92 AVENUE
	COOPER CITY
Location Num	1211
Board District	6
Board Member	Laurie Rich Levinson
ADEFP Budget *	\$1,350,000

FUNDING YEAR

(Funding year represents the year in which funds are released to initiate project planning and implementation and only includes funding figures for projects managed by OFC. Figures include SMART and DEFP for purposes of the table below.)

TOTAL OFC FUNDS	Group 1	Group 2	Group 3	Group 4	Group 5
\$967,000	\$0	\$0	\$0	\$0	\$967,000

SCHOOL PROJECTS ^{**}

Scope	Phase	% of Phase	Comments
Bldg Envelope Impr. (Roof, Window, Ext Wall, etc.)	Pending Start		Planning Phase to begin: Q2 2018
Fire Alarm	Pending Start		Planning Phase to begin: Q2 2018
Fire Sprinklers	Pending Start		Planning Phase to begin: Q2 2018
HVAC Improvements	Pending Start		Planning Phase to begin: Q2 2018
Media Center improvements	Pending Start		Planning Phase to begin: Q2 2018
School Choice Enhancement	Pending Start		Process beginning: Q4 2018.

Cooper City High School



Project Information	
Street Address	9401 STIRLING ROAD
	COOPER CITY
Location Num	1931
Board District	6
Board Member	Laurie Rich Levinson
ADEFP Budget *	\$12,055,872

FUNDING YEAR

(Funding year represents the year in which funds are released to initiate project planning and implementation and only includes funding figures for projects managed by OFC. Figures include SMART and DEFP for purposes of the table below.)

TOTAL OFC FUNDS	Group 1	Group 2	Group 3	Group 4	Group 5
\$11,527,872	\$2,947,872	\$0	\$0	\$0	\$8,580,000

SCHOOL PROJECTS **

Scope	Phase	% of Phase	Comments
Replacement of building 5	Pending Start		Planning Phase to begin: Q3 2018
Electrical Improvements	Pending Start		Planning Phase to begin: Q3 2018
Bldg Envelope Impr. (Roof, Window, Ext Wall, etc.)	Pending Start		Planning Phase to begin: Q3 2018
Fire Sprinklers	Pending Start		Planning Phase to begin: Q3 2018
HVAC Improvements	Pending Start		Planning Phase to begin: Q3 2018
Safety / Security Upgrade	Pending Start		Planning Phase to begin: Q3 2018
School Choice Enhancement	Pending Start		Process beginning: Q4 2018.
STEM Lab improvements	Pending Start		Planning Phase to begin: Q3 2018
Weight Room Renovation	Pending Start		Planning Phase to begin: Q3 2018

Coral Cove Elementary School



Project Information

Street Address	5100 SW 148 AVENUE MIRAMAR
Location Num	2011
Board District	6
Board Member	Laurie Rich Levinson
ADEFP Budget *	\$698,000

FUNDING YEAR

(Funding year represents the year in which funds are released to initiate project planning and implementation and only includes funding figures for projects managed by OFC. Figures include SMART and DEFP for purposes of the table below.)

TOTAL OFC FUNDS	Group 1	Group 2	Group 3	Group 4	Group 5
\$248,000	\$100,000	\$0	\$0	\$148,000	\$0

SCHOOL PROJECTS **

Scope	Phase	% of Phase	Comments
School Choice Enhancement	Implementation	15%	Implementation Phase
HVAC Improvements	Pending Start		Planning Phase to begin: Q4 2017

Coral Glades High School



Project Information	
Street Address	2700 SPORTSPLEX DRIVE
	CORAL SPRINGS
Location Num	3861
Board District	4
Board Member	Abby M. Freedman
ADEFP Budget *	\$3,626,000

FUNDING YEAR

(Funding year represents the year in which funds are released to initiate project planning and implementation and only includes funding figures for projects managed by OFC. Figures include SMART and DEFP for purposes of the table below.)

TOTAL OFC FUNDS	Group 1	Group 2	Group 3	Group 4	Group 5
\$2,592,000	\$0	\$0	\$0	\$0	\$2,592,000

SCHOOL PROJECTS **

Scope	Phase	% of Phase	Comments
Bldg Envelope Impr. (Roof, Window, Ext Wall, etc.)	Pending Start		Planning Phase to begin: Q2 2017
Fire Alarm	Pending Start		Planning Phase to begin: Q2 2017
HVAC Improvements	Pending Start		Planning Phase to begin: Q2 2017
School Choice Enhancement	Pending Start		Process beginning: Q4 2018.
Weight Room Renovation	Pending Start		Planning Phase to begin: Q2 2017

Coral Park Elementary School



Project Information	
Street Address	8401 WESTVIEW DRIVE
	CORAL SPRINGS
Location Num	3041
Board District	4
Board Member	Abby M. Freedman
ADEFP Budget *	\$5,855,621

FUNDING YEAR

(Funding year represents the year in which funds are released to initiate project planning and implementation and only includes funding figures for projects managed by OFC. Figures include SMART and DEFP for purposes of the table below.)

TOTAL OFC FUNDS	Group 1	Group 2	Group 3	Group 4	Group 5
\$5,449,621	\$4,988,621	\$0	\$461,000	\$0	\$0

SCHOOL PROJECTS **

Scope	Phase	% of Phase	Comments
Single Point of Entry	Complete Prior	100%	Scope of work completed prior to 2016.
School Choice Enhancement	Implementation	20%	Implementation Phase
Bldg Envelope Impr. (Roof, Window, Ext Wall, etc.)	Pending Start		Planning Phase to begin: Q3 2017
Health & Safety/Fire Sprinkler Protection Exterior	Planning	5%	

Coral Springs Elementary School



Project Information	
Street Address	3601 NW 110 AVENUE
	CORAL SPRINGS
Location Num	2551
Board District	6
Board Member	Laurie Rich Levinson
ADEFP Budget *	\$4,627,262

FUNDING YEAR

(Funding year represents the year in which funds are released to initiate project planning and implementation and only includes funding figures for projects managed by OFC. Figures include SMART and DEFP for purposes of the table below.)

TOTAL OFC FUNDS	Group 1	Group 2	Group 3	Group 4	Group 5
\$4,373,262	\$1,735,262	\$0	\$0	\$0	\$2,638,000

SCHOOL PROJECTS **

Scope	Phase	% of Phase	Comments
Bldg Envelope Impr. (Roof, Window, Ext Wall, etc.)	Pending Start		Planning Phase to begin: Q2 2018
HVAC Improvements	Pending Start		Planning Phase to begin: Q2 2018
Media Center improvements	Pending Start		Planning Phase to begin: Q2 2018
School Choice Enhancement	Pending Start		Process beginning: Q4 2018.

Coral Springs High School



Project Information	
Street Address	7201 W SAMPLE ROAD CORAL SPRINGS
Location Num	1151
Board District	4
Board Member	Abby M. Freedman
ADEFP Budget *	\$12,630,000

FUNDING YEAR

(Funding year represents the year in which funds are released to initiate project planning and implementation and only includes funding figures for projects managed by OFC. Figures include SMART and DEFP for purposes of the table below.)

TOTAL OFC FUNDS	Group 1	Group 2	Group 3	Group 4	Group 5
\$11,392,000	\$7,000	\$11,385,000	\$0	\$0	\$0

SCHOOL PROJECTS **

Scope	Phase	% of Phase	Comments
School Choice Enhancement	Complete	100%	Complete.
Electrical Improvements	Design	10%	Scope validation review.
Bldg Envelope Impr. (Roof, Window, Ext Wall, etc.)	Design	10%	Scope validation review.
Fire Sprinklers	Design	10%	Scope validation review.
HVAC Improvements	Design	10%	Scope validation review.
Media Center improvements	Design	10%	Scope validation review.
Single Point of Entry	Design	5%	Design in progress.
STEM Lab improvements	Design	10%	Scope validation review.
Weight Room Renovation	Design	10%	Scope validation review.

Coral Springs Middle School



Project Information	
Street Address	10300 W WILES ROAD
	CORAL SPRINGS
Location Num	2561
Board District	4
Board Member	Abby M. Freedman
ADEFP Budget *	\$12,886,223

FUNDING YEAR

(Funding year represents the year in which funds are released to initiate project planning and implementation and only includes funding figures for projects managed by OFC. Figures include SMART and DEFP for purposes of the table below.)

TOTAL OFC FUNDS	Group 1	Group 2	Group 3	Group 4	Group 5
\$12,289,223	\$1,687,223	\$0	\$0	\$10,602,000	\$0

SCHOOL PROJECTS ^{**}

Scope	Phase	% of Phase	Comments
Bldg Envelope Impr. (Roof, Window, Ext Wall, etc.)	Pending Start		Planning Phase to begin: Q3 2017
HVAC Improvements	Pending Start		Planning Phase to begin: Q3 2017
Media Center improvements	Pending Start		Planning Phase to begin: Q3 2017
School Choice Enhancement	Pending Start		Process beginning: Q4 2017.

Country Hills Elementary School



Project Information	
Street Address	10550 WESTVIEW DRIVE
	CORAL SPRINGS
Location Num	3111
Board District	4
Board Member	Abby M. Freedman
ADEFP Budget *	\$5,148,310

FUNDING YEAR

(Funding year represents the year in which funds are released to initiate project planning and implementation and only includes funding figures for projects managed by OFC. Figures include SMART and DEFP for purposes of the table below.)

TOTAL OFC FUNDS	Group 1	Group 2	Group 3	Group 4	Group 5
\$4,615,310	\$102,310	\$0	\$0	\$0	\$4,513,000

SCHOOL PROJECTS **

Scope	Phase	% of Phase	Comments
Bldg Envelope Impr. (Roof, Window, Ext Wall, etc.)	Pending Start		Planning Phase to begin: Q1 2018
Fire Sprinklers	Pending Start		Planning Phase to begin: Q1 2018
HVAC Improvements	Pending Start		Planning Phase to begin: Q1 2018
School Choice Enhancement	Pending Start		Process beginning: Q4 2018.

* ADEFP - Adopted District Educational Facility Plan as approved by SBBC in 9/16. This budget includes Technology Improvements and Musical Instrument Replacements which are not included in this section of the report.

** All dates are based on calendar year. SMART funded projects are included. DEFP projects are omitted from this project list.

Note: Projects without expenditures to date may not show up in the "Financially Active Project Detail Schedule".

Country Isles Elementary School



Project Information

Street Address	2300 COUNTRY ISLES ROAD
	WESTON
Location Num	2981
Board District	6
Board Member	Laurie Rich Levinson
ADEFP Budget *	\$1,078,000

FUNDING YEAR

(Funding year represents the year in which funds are released to initiate project planning and implementation and only includes funding figures for projects managed by OFC. Figures include SMART and DEFP for purposes of the table below.)

TOTAL OFC FUNDS	Group 1	Group 2	Group 3	Group 4	Group 5
\$658,000	\$100,000	\$0	\$558,000	\$0	\$0

SCHOOL PROJECTS **

Scope	Phase	% of Phase	Comments
School Choice Enhancement	Implementation	20%	Implementation Phase
Fire Alarm	Pending Start		Planning Phase to begin: Q2 2017
HVAC Improvements	Pending Start		Planning Phase to begin: Q2 2017
Media Center improvements	Pending Start		Planning Phase to begin: Q2 2017

Cresthaven Elementary School



Project Information	
Street Address	801 NE 25 STREET
	POMPANO BEACH
Location Num	0901
Board District	7
Board Member	Nora Rupert
ADEFP Budget *	\$4,862,123

FUNDING YEAR

(Funding year represents the year in which funds are released to initiate project planning and implementation and only includes funding figures for projects managed by OFC. Figures include SMART and DEFP for purposes of the table below.)

TOTAL OFC FUNDS	Group 1	Group 2	Group 3	Group 4	Group 5
\$4,516,123	\$592,123	\$0	\$0	\$0	\$3,924,000

SCHOOL PROJECTS **

Scope	Phase	% of Phase	Comments
Bldg Envelope Impr. (Roof, Window, Ext Wall, etc.)	Pending Start		Planning Phase to begin: Q4 2018
HVAC Improvements	Pending Start		Planning Phase to begin: Q4 2018
School Choice Enhancement	Pending Start		Process beginning: Q4 2018.

Croissant Park Elementary School



Project Information	
Street Address	1800 SW 4 AVENUE
	FORT LAUDERDALE
Location Num	0221
Board District	3
Board Member	Heather P. Brinkworth
ADEFP Budget *	\$4,123,000

FUNDING YEAR

(Funding year represents the year in which funds are released to initiate project planning and implementation and only includes funding figures for projects managed by OFC. Figures include SMART and DEFP for purposes of the table below.)

TOTAL OFC FUNDS	Group 1	Group 2	Group 3	Group 4	Group 5
\$3,761,000	\$0	\$0	\$0	\$0	\$3,761,000

SCHOOL PROJECTS **

Scope	Phase	% of Phase	Comments
Bldg Envelope Impr. (Roof, Window, Ext Wall, etc.)	Pending Start		Planning Phase to begin: Q2 2018
Fire Alarm	Pending Start		Planning Phase to begin: Q2 2018
Fire Sprinklers	Pending Start		Planning Phase to begin: Q2 2018
HVAC Improvements	Pending Start		Planning Phase to begin: Q2 2018
School Choice Enhancement	Pending Start		Process beginning: Q4 2018.

Cross Creek School



Project Information	
Street Address	1010 NW 31ST AVENUE
	POMPANO BEACH
Location Num	3222
Board District	7
Board Member	Nora Rupert
ADEFP Budget *	\$1,770,000

FUNDING YEAR

(Funding year represents the year in which funds are released to initiate project planning and implementation and only includes funding figures for projects managed by OFC. Figures include SMART and DEFP for purposes of the table below.)

TOTAL OFC FUNDS	Group 1	Group 2	Group 3	Group 4	Group 5
\$1,644,000	\$14,000	\$0	\$270,000	\$0	\$1,360,000

SCHOOL PROJECTS **

Scope	Phase	% of Phase	Comments
Single Point of Entry	Design	90%	Plans are in review with Bldg. Dept.
Bldg Envelope Impr. (Roof, Window, Ext Wall, etc.)	Pending Start		Planning Phase to begin: Q1 2018
Fire Alarm	Pending Start		Planning Phase to begin: Q1 2018
HVAC Improvements	Pending Start		Planning Phase to begin: Q1 2018
School Choice Enhancement	Pending Start		Process beginning: Q4 2018.

Crystal Lake Middle School



Project Information	
Street Address	3551 NE 3 AVENUE
	POMPANO BEACH
Location Num	1871
Board District	7
Board Member	Nora Rupert
ADEFP Budget *	\$2,760,525

FUNDING YEAR

(Funding year represents the year in which funds are released to initiate project planning and implementation and only includes funding figures for projects managed by OFC. Figures include SMART and DEFP for purposes of the table below.)

TOTAL OFC FUNDS	Group 1	Group 2	Group 3	Group 4	Group 5
\$2,335,525	\$472,525	\$0	\$0	\$0	\$1,863,000

SCHOOL PROJECTS **

Scope	Phase	% of Phase	Comments
Install Fire Alarm	Designer Procurement	10%	FLCC being evaluated for project release
Bldg Envelope Impr. (Roof, Window, Ext Wall, etc.)	Pending Start		Planning Phase to begin: Q3 2018
HVAC Improvements	Pending Start		Planning Phase to begin: Q3 2018
Media Center improvements	Pending Start		Planning Phase to begin: Q3 2018
Conversion of Existing Space to Music and/or Art Lab(s)	Pending Start		Planning Phase to begin: Q3 2018
Art Room Renovation and Equipment	Pending Start		Planning Phase to begin: Q3 2018
School Choice Enhancement	Pending Start		Process beginning: Q4 2018.

Cypress Bay High School



Project Information	
Street Address	18600 VISTA PARK BOULEVARD WESTON
Location Num	3623
Board District	6
Board Member	Laurie Rich Levinson
ADEFP Budget *	\$16,814,323

FUNDING YEAR

(Funding year represents the year in which funds are released to initiate project planning and implementation and only includes funding figures for projects managed by OFC. Figures include SMART and DEFP for purposes of the table below.)

TOTAL OFC FUNDS	Group 1	Group 2	Group 3	Group 4	Group 5
\$14,784,323	\$0	\$14,484,323	\$300,000	\$0	\$0

SCHOOL PROJECTS ^{**}

Scope	Phase	% of Phase	Comments
CR Addition to allow for removal of portable buildings	Designer Procurement	75%	Designer selection - QSEC held 10/20/16.
Bldg Envelope Impr. (Roof, Window, Ext Wall, etc.)	Designer Procurement	75%	Designer selection - QSEC held 10/20/16.
HVAC Improvements	Designer Procurement	75%	Designer selection - QSEC held 10/20/16.
Safety / Security Upgrade	Designer Procurement	75%	Designer selection - QSEC held 10/20/16.
Single Point of Entry	Designer Procurement	10%	Design projected completion May 2017
Weight Room Renovation	Designer Procurement	75%	Designer selection - QSEC held 10/20/16.
School Choice Enhancement	Implementation	75%	Implementation Phase
Track Resurfacing	Planning	25%	New bids received and under review

Cypress Elementary School



Project Information	
Street Address	851 SW 3 AVENUE
	POMPANO BEACH
Location Num	1781
Board District	3
Board Member	Heather P. Brinkworth
ADEFP Budget *	\$3,853,167

FUNDING YEAR

(Funding year represents the year in which funds are released to initiate project planning and implementation and only includes funding figures for projects managed by OFC. Figures include SMART and DEFP for purposes of the table below.)

TOTAL OFC FUNDS	Group 1	Group 2	Group 3	Group 4	Group 5
\$3,399,167	\$3,399,167	\$0	\$0	\$0	\$0

SCHOOL PROJECTS **

Scope	Phase	% of Phase	Comments
Bldg Envelope Impr. (Roof, Window, Ext Wall, etc.)	Design	90%	90% design documents received.
Fire Sprinklers	Design	90%	90% design documents received.
Replace existing unit ventilators (appr. 42) with new unit ventilators, duct and dif	Design	90%	90% design documents received.
Media Center improvements	Design	90%	90% design documents received.
Safety / Security Upgrade	Design	90%	90% design documents received.
School Choice Enhancement	Implementation	28%	Implementation Phase

Cypress Run Education Center



Project Information	
Street Address	2800 NW 30TH AVENUE POMPANO BEACH
Location Num	2123
Board District	7
Board Member	Nora Rupert
ADEFP Budget *	\$338,000

FUNDING YEAR

(Funding year represents the year in which funds are released to initiate project planning and implementation and only includes funding figures for projects managed by OFC. Figures include SMART and DEFP for purposes of the table below.)

TOTAL OFC FUNDS	Group 1	Group 2	Group 3	Group 4	Group 5
\$267,000	\$100,000	\$0	\$167,000	\$0	\$0

SCHOOL PROJECTS **

Scope	Phase	% of Phase	Comments
Single Point of Entry	Design	20%	Design projected completion Jan 2017
School Choice Enhancement	Implementation	98%	Implementation Phase
HVAC Improvements	Pending Start		Planning Phase to begin: Q2 2017

Dandy, William E. Middle School



Project Information	
Street Address	2400 NW 26 STREET
	FORT LAUDERDALE
Location Num	1071
Board District	5
Board Member	Dr. Rosalind Osgood
ADEFP Budget *	\$3,845,000

FUNDING YEAR

(Funding year represents the year in which funds are released to initiate project planning and implementation and only includes funding figures for projects managed by OFC. Figures include SMART and DEFP for purposes of the table below.)

TOTAL OFC FUNDS	Group 1	Group 2	Group 3	Group 4	Group 5
\$3,528,000	\$0	\$0	\$3,528,000	\$0	\$0

SCHOOL PROJECTS **

Scope	Phase	% of Phase	Comments
Single Point of Entry	Design	20%	Design projected completion March 2017.
Replacement of building 18	Planning	80%	Pending Board approval to advertise.
Bldg Envelope Impr. (Roof, Window, Ext Wall, etc.)	Planning	80%	Pending Board approval to advertise.
Fire Alarm	Planning	80%	Pending Board approval to advertise.
Fire Sprinklers	Planning	80%	Pending Board approval to advertise.
HVAC Improvements	Planning	80%	Pending Board approval to advertise.
Safety / Security Upgrade	Planning	80%	Pending Board approval to advertise.
School Choice Enhancement	Planning	10%	Meeting to be scheduled to review SCEP.

Dania Elementary School



Project Information

Street Address	300 SE 2 AVENUE DANIA
Location Num	0101
Board District	1
Board Member	Ann Murray
ADEFP Budget *	\$2,916,937

FUNDING YEAR

(Funding year represents the year in which funds are released to initiate project planning and implementation and only includes funding figures for projects managed by OFC. Figures include SMART and DEFP for purposes of the table below.)

TOTAL OFC FUNDS	Group 1	Group 2	Group 3	Group 4	Group 5
\$2,657,937	\$55,937	\$0	\$0	\$0	\$2,602,000

SCHOOL PROJECTS **

Scope	Phase	% of Phase	Comments
Replacement of building 2	Pending Start		Planning Phase to begin: Q2 2018
Electrical Improvements	Pending Start		Planning Phase to begin: Q2 2018
Bldg Envelope Impr. (Roof, Window, Ext Wall, etc.)	Pending Start		Planning Phase to begin: Q2 2018
Media Center improvements	Pending Start		Planning Phase to begin: Q2 2018
Music Room Renovation	Pending Start		Planning Phase to begin: Q2 2018
Art Room Renovation and Equipment	Pending Start		Planning Phase to begin: Q2 2018
Safety / Security Upgrade	Pending Start		Planning Phase to begin: Q2 2018
School Choice Enhancement	Pending Start		Process beginning: Q4 2018.

Dave Thomas Education Center



Project Information

Street Address	180 SW 2ND STREET
	POMPANO BEACH
Location Num	3651
Board District	7
Board Member	Nora Rupert
ADEFP Budget *	\$1,015,000

FUNDING YEAR

(Funding year represents the year in which funds are released to initiate project planning and implementation and only includes funding figures for projects managed by OFC. Figures include SMART and DEFP for purposes of the table below.)

TOTAL OFC FUNDS	Group 1	Group 2	Group 3	Group 4	Group 5
\$858,000	\$0	\$858,000	\$0	\$0	\$0

SCHOOL PROJECTS **

Scope	Phase	% of Phase	Comments
Bldg Envelope Impr. (Roof, Window, Ext Wall, etc.)	Designer Procurement	10%	Design negotiations underway
HVAC Improvements	Designer Procurement	10%	Design negotiations underway
School Choice Enhancement	Planning	20%	Scope selections underway

Dave Thomas Education Center-West



Project Information	
Street Address	4690 COCONUT CREEK PARKWAY
	COCONUT CREEK
Location Num	2031
Board District	7
Board Member	Nora Rupert
ADEFP Budget *	\$302,000

FUNDING YEAR

(Funding year represents the year in which funds are released to initiate project planning and implementation and only includes funding figures for projects managed by OFC. Figures include SMART and DEFP for purposes of the table below.)

TOTAL OFC FUNDS	Group 1	Group 2	Group 3	Group 4	Group 5
\$190,000	\$100,000	\$0	\$90,000	\$0	\$0

SCHOOL PROJECTS **

Scope	Phase	% of Phase	Comments
Single Point of Entry	Design	20%	Planning Phase to begin: Q1 2017
School Choice Enhancement	Implementation	30%	Implementation Phase

Davie Elementary School



Project Information	
Street Address	7025 SW 39 STREET DAVIE
Location Num	2801
Board District	6
Board Member	Laurie Rich Levinson
ADEFP Budget *	\$3,316,000

FUNDING YEAR

(Funding year represents the year in which funds are released to initiate project planning and implementation and only includes funding figures for projects managed by OFC. Figures include SMART and DEFP for purposes of the table below.)

TOTAL OFC FUNDS	Group 1	Group 2	Group 3	Group 4	Group 5
\$2,976,000	\$0	\$0	\$2,976,000	\$0	\$0

SCHOOL PROJECTS **

Scope	Phase	% of Phase	Comments
Bldg Envelope Impr. (Roof, Window, Ext Wall, etc.)	Planning	80%	Pending Board approval to advertise.
Fire Sprinklers	Planning	80%	Pending Board approval to advertise.
HVAC Improvements	Planning	80%	Pending Board approval to advertise.
Media Center improvements	Planning	80%	Pending Board approval to advertise.
Safety / Security Upgrade	Planning	80%	Pending Board approval to advertise.
School Choice Enhancement	Planning	5%	Meeting to be scheduled to review SCEP.

Deerfield Beach Elementary School



Project Information	
Street Address	650 NE 1 STREET
	DEERFIELD BEACH
Location Num	0011
Board District	7
Board Member	Nora Rupert
ADEFP Budget *	\$6,675,445

FUNDING YEAR

(Funding year represents the year in which funds are released to initiate project planning and implementation and only includes funding figures for projects managed by OFC. Figures include SMART and DEFP for purposes of the table below.)

TOTAL OFC FUNDS	Group 1	Group 2	Group 3	Group 4	Group 5
\$6,333,445	\$1,176,445	\$725,000	\$4,432,000	\$0	\$0

SCHOOL PROJECTS ^{**}

Scope	Phase	% of Phase	Comments
Bldg Envelope Impr. (Roof, Window, Ext Wall, etc.)	Designer Procurement	50%	Designer QSEC meeting pending.
Fire Alarm	Designer Procurement	50%	Designer QSEC meeting pending.
Fire Sprinklers	Designer Procurement	50%	Designer QSEC meeting pending.
HVAC Improvements	Designer Procurement	50%	Designer QSEC meeting pending.
Media Center improvements	Designer Procurement	50%	Designer QSEC meeting pending.
Renovations to Building 1 (Historic)	Designer Procurement	50%	Designer QSEC meeting pending.
School Choice Enhancement	Planning	50%	Scope selections underway

Deerfield Beach High School



Project Information	
Street Address	910 SW 15 STREET
	DEERFIELD BEACH
Location Num	1711
Board District	7
Board Member	Nora Rupert
ADEFP Budget *	\$14,490,000

FUNDING YEAR

(Funding year represents the year in which funds are released to initiate project planning and implementation and only includes funding figures for projects managed by OFC. Figures include SMART and DEFP for purposes of the table below.)

TOTAL OFC FUNDS	Group 1	Group 2	Group 3	Group 4	Group 5
\$13,447,000	\$8,774,000	\$0	\$540,000	\$0	\$4,133,000

SCHOOL PROJECTS **

Scope	Phase	% of Phase	Comments
Fire Sprinklers	Design	10%	Designer released to begin Schematic Design.
Roof Repairs and HVAC	Design	10%	Designer released to begin Schematic Design.
Single Point of Entry	Design	10%	Designer released to begin Schematic Design.
Electrical Improvements	Pending Start		Planning Phase to begin: Q2 2018
Bldg Envelope Impr. (Roof, Window, Ext Wall, etc.)	Pending Start		Planning Phase to begin: Q2 2018
Media Center improvements	Pending Start		Planning Phase to begin: Q2 2018
Safety / Security Upgrade	Pending Start		Planning Phase to begin: Q2 2018
School Choice Enhancement	Pending Start		Process beginning: Q4 2018.
STEM Lab improvements	Pending Start		Planning Phase to begin: Q2 2018
Weight Room Renovation	Pending Start		Planning Phase to begin: Q2 2018

Deerfield Beach Middle School



Project Information	
Street Address	701 SE 6 AVENUE
	DEERFIELD BEACH
Location Num	0911
Board District	7
Board Member	Nora Rupert
ADEFP Budget *	\$5,222,000

FUNDING YEAR

(Funding year represents the year in which funds are released to initiate project planning and implementation and only includes funding figures for projects managed by OFC. Figures include SMART and DEFP for purposes of the table below.)

TOTAL OFC FUNDS	Group 1	Group 2	Group 3	Group 4	Group 5
\$4,898,000	\$0	\$0	\$465,000	\$0	\$4,433,000

SCHOOL PROJECTS **

Scope	Phase	% of Phase	Comments
Single Point of Entry	Design	30%	Design projected completion March 2017.
Bldg Envelope Impr. (Roof, Window, Ext Wall, etc.)	Pending Start		Planning Phase to begin: Q3 2017
Fire Alarm	Pending Start		Planning Phase to begin: Q3 2017
Fire Sprinklers	Pending Start		Planning Phase to begin: Q3 2017
HVAC Improvements	Pending Start		Planning Phase to begin: Q3 2017
Media Center improvements	Pending Start		Planning Phase to begin: Q3 2017
School Choice Enhancement	Pending Start		Process beginning: Q4 2018.

Deerfield Park Elementary School



Project Information

Street Address	650 SW 3 AVENUE
	DEERFIELD BEACH
Location Num	0391
Board District	7
Board Member	Nora Rupert
ADEFP Budget *	\$5,796,000

FUNDING YEAR

(Funding year represents the year in which funds are released to initiate project planning and implementation and only includes funding figures for projects managed by OFC. Figures include SMART and DEFP for purposes of the table below.)

TOTAL OFC FUNDS	Group 1	Group 2	Group 3	Group 4	Group 5
\$5,535,000	\$0	\$0	\$195,000	\$5,340,000	\$0

SCHOOL PROJECTS **

Scope	Phase	% of Phase	Comments
Single Point of Entry	Design	30%	Design projected completion March 2017.
PE/Athletic Improvements	Pending Start		Planning Phase to begin: Q4 2017
Bldg Envelope Impr. (Roof, Window, Ext Wall, etc.)	Pending Start		Planning Phase to begin: Q4 2017
Fire Alarm	Pending Start		Planning Phase to begin: Q4 2017
Fire Sprinklers	Pending Start		Planning Phase to begin: Q4 2017
HVAC Improvements	Pending Start		Planning Phase to begin: Q4 2017
School Choice Enhancement	Pending Start		Process beginning: Q4 2017.

Dillard 6-12 School



Project Information

Street Address	2501 NW 11 STREET FORT LAUDERDALE
Location Num	0371
Board District	5
Board Member	Dr. Rosalind Osgood
ADEFP Budget *	\$5,203,000

FUNDING YEAR

(Funding year represents the year in which funds are released to initiate project planning and implementation and only includes funding figures for projects managed by OFC. Figures include SMART and DEFP for purposes of the table below.)

TOTAL OFC FUNDS	Group 1	Group 2	Group 3	Group 4	Group 5
\$4,453,000	\$4,453,000	\$0	\$0	\$0	\$0

SCHOOL PROJECTS **

Scope	Phase	% of Phase	Comments
Electrical Improvements	Design	5%	ATP issued to designer, kick-off January 2017.
Bldg Envelope Impr. (Roof, Window, Ext Wall, etc.)	Design	5%	ATP issued to designer, kick-off January 2017.
Fire Sprinklers	Design	5%	ATP issued to designer, kick-off January 2017.
HVAC Improvements	Design	5%	ATP issued to designer, kick-off January 2017.
Safety / Security Upgrade	Design	5%	ATP issued to designer, kick-off January 2017.
Single Point of Entry	Design	5%	ATP issued to designer, kick-off January 2017.
Weight Room Renovation	Design	5%	ATP issued to designer, kick-off January 2017.
School Choice Enhancement	Planning	5%	Scope selections underway

Dillard Elementary School



Project Information	
Street Address	2330 NW 12 COURT FORT LAUDERDALE
Location Num	0271
Board District	5
Board Member	Dr. Rosalind Osgood
ADEFP Budget *	\$1,900,000

FUNDING YEAR

(Funding year represents the year in which funds are released to initiate project planning and implementation and only includes funding figures for projects managed by OFC. Figures include SMART and DEFP for purposes of the table below.)

TOTAL OFC FUNDS	Group 1	Group 2	Group 3	Group 4	Group 5
\$1,777,000	\$0	\$0	\$0	\$1,777,000	\$0

SCHOOL PROJECTS **

Scope	Phase	% of Phase	Comments
Bldg Envelope Impr. (Roof, Window, Ext Wall, etc.)	Pending Start		Planning Phase to begin: Q2 2017
HVAC Improvements	Pending Start		Planning Phase to begin: Q2 2017
School Choice Enhancement	Pending Start		Process beginning: Q4 2017.

Discovery Elementary School



Project Information

Street Address	8800 NW 54 COURT SUNRISE
Location Num	3962
Board District	5
Board Member	Dr. Rosalind Osgood
ADEFP Budget *	\$613,000

FUNDING YEAR

(Funding year represents the year in which funds are released to initiate project planning and implementation and only includes funding figures for projects managed by OFC. Figures include SMART and DEFP for purposes of the table below.)

TOTAL OFC FUNDS	Group 1	Group 2	Group 3	Group 4	Group 5
\$250,000	\$100,000	\$0	\$0	\$0	\$150,000

SCHOOL PROJECTS ^{**}

Scope	Phase	% of Phase	Comments
School Choice Enhancement	Implementation	22%	Implementation Phase
HVAC Improvements	Pending Start		Planning Phase to begin: Q4 2018

Dolphin Bay Elementary School



Project Information	
Street Address	16450 MIRAMAR PARKWAY
	MIRAMAR
Location Num	3751
Board District	2
Board Member	Patricia Good
ADEFP Budget *	\$307,000

FUNDING YEAR

(Funding year represents the year in which funds are released to initiate project planning and implementation and only includes funding figures for projects managed by OFC. Figures include SMART and DEFP for purposes of the table below.)

TOTAL OFC FUNDS	Group 1	Group 2	Group 3	Group 4	Group 5
\$100,000	\$100,000	\$0	\$0	\$0	\$0

SCHOOL PROJECTS **

Scope	Phase	% of Phase	Comments
School Choice Enhancement	Planning	50%	Scope selections underway

Drew, Charles Elementary School



Project Information	
Street Address	1000 NW 31 AVENUE
	POMPANO BEACH
Location Num	3221
Board District	7
Board Member	Nora Rupert
ADEFP Budget *	\$3,310,000

FUNDING YEAR

(Funding year represents the year in which funds are released to initiate project planning and implementation and only includes funding figures for projects managed by OFC. Figures include SMART and DEFP for purposes of the table below.)

TOTAL OFC FUNDS	Group 1	Group 2	Group 3	Group 4	Group 5
\$3,117,000	\$100,000	\$694,000	\$2,323,000	\$0	\$0

SCHOOL PROJECTS **

Scope	Phase	% of Phase	Comments
Bldg Envelope Impr. (Roof, Window, Ext Wall, etc.)	Designer Procurement	70%	Pending negotiations with designer.
Fire Alarm	Designer Procurement	70%	Pending negotiations with designer.
Fire Sprinklers	Designer Procurement	70%	Pending negotiations with designer.
HVAC Improvements	Designer Procurement	70%	Pending negotiations with designer.
School Choice Enhancement	Planning	5%	Scope selections underway

Drew, Charles Resource Center



Project Information	
Street Address	2600 NW 9TH COURT
	POMPANO BEACH
Location Num	0301
Board District	7
Board Member	Nora Rupert
ADEFP Budget *	\$3,586,000

FUNDING YEAR

(Funding year represents the year in which funds are released to initiate project planning and implementation and only includes funding figures for projects managed by OFC. Figures include SMART and DEFP for purposes of the table below.)

TOTAL OFC FUNDS	Group 1	Group 2	Group 3	Group 4	Group 5
\$3,468,000	\$0	\$0	\$3,468,000	\$0	\$0

SCHOOL PROJECTS **

Scope	Phase	% of Phase	Comments
Replacement of building 6	Designer Procurement	30%	Proposals due on 12/12/16.
Replacement of building 5	Designer Procurement	30%	Proposals due on 12/12/16.
Replacement of building 3	Designer Procurement	30%	Proposals due on 12/12/16.
Bldg Envelope Impr. (Roof, Window, Ext Wall, etc.)	Designer Procurement	30%	Proposals due on 12/12/16.
HVAC Improvements	Designer Procurement	30%	Proposals due on 12/12/16.
Media Center improvements	Designer Procurement	30%	Proposals due on 12/12/16.
Single Point of Entry	Designer Procurement	30%	Proposals due on 12/12/16.
School Choice Enhancement	Planning	10%	Meeting to be scheduled to review SCEP.

Driftwood Elementary School



Project Information

Street Address	2700 NW 69 AVENUE HOLLYWOOD
Location Num	0721
Board District	1
Board Member	Ann Murray
ADEFP Budget *	\$2,140,000

FUNDING YEAR

(Funding year represents the year in which funds are released to initiate project planning and implementation and only includes funding figures for projects managed by OFC. Figures include SMART and DEFP for purposes of the table below.)

TOTAL OFC FUNDS	Group 1	Group 2	Group 3	Group 4	Group 5
\$1,895,000	\$7,000	\$0	\$60,000	\$0	\$1,828,000

SCHOOL PROJECTS **

Scope	Phase	% of Phase	Comments
Single Point of Entry	Complete Prior	100%	Scope of work completed prior to 2016.
Bldg Envelope Impr. (Roof, Window, Ext Wall, etc.)	Pending Start		Planning Phase to begin: Q2 2018
HVAC Improvements	Pending Start		Planning Phase to begin: Q2 2018
School Choice Enhancement	Pending Start		Process beginning: Q4 2018.
Fire Sprinklers	Planning	5%	

Driftwood Middle School



Project Information	
Street Address	2751 NW 70 TERRACE HOLLYWOOD
Location Num	0861
Board District	1
Board Member	Ann Murray
ADEFP Budget *	\$6,129,000

FUNDING YEAR

(Funding year represents the year in which funds are released to initiate project planning and implementation and only includes funding figures for projects managed by OFC. Figures include SMART and DEFP for purposes of the table below.)

TOTAL OFC FUNDS	Group 1	Group 2	Group 3	Group 4	Group 5
\$5,644,000	\$18,000	\$5,626,000	\$0	\$0	\$0

SCHOOL PROJECTS **

Scope	Phase	% of Phase	Comments
Electrical Improvements	Designer Procurement	40%	Design services in negotiations.
Bldg Envelope Impr. (Roof, Window, Ext Wall, etc.)	Designer Procurement	40%	Design services in negotiations.
Fire Sprinklers	Designer Procurement	40%	Design services in negotiations.
HVAC Improvements	Designer Procurement	40%	Design services in negotiations.
Media Center improvements	Designer Procurement	40%	Design services in negotiations.
Conversion of Existing Space to Music and/or Art Lab(s)	Designer Procurement	40%	Design services in negotiations.
Art Room Renovation and Equipment	Designer Procurement	40%	Design services in negotiations.
Safety / Security Upgrade	Designer Procurement	40%	Design services in negotiations.
School Choice Enhancement	Planning	20%	Scope selections underway

Eagle Point Elementary School



Project Information

Street Address	100 INDIAN TRACE
	FORT LAUDERDALE
Location Num	3461
Board District	6
Board Member	Laurie Rich Levinson
ADEFP Budget *	\$5,488,000

FUNDING YEAR

(Funding year represents the year in which funds are released to initiate project planning and implementation and only includes funding figures for projects managed by OFC. Figures include SMART and DEFP for purposes of the table below.)

TOTAL OFC FUNDS	Group 1	Group 2	Group 3	Group 4	Group 5
\$4,920,000	\$4,920,000	\$0	\$0	\$0	\$0

SCHOOL PROJECTS **

Scope	Phase	% of Phase	Comments
Bldg Envelope Impr. (Roof, Window, Ext Wall, etc.)	Design	30%	30% design documents expected January 2017
Fire Alarm	Design	30%	30% design documents expected January 2017
HVAC Improvements	Design	30%	30% design documents expected January 2017
Music Room Renovation	Design	30%	30% design documents expected January 2017
Conversion of Existing Space to Music and/or Art Lab(s)	Design	30%	30% design documents expected January 2017
Art Room Renovation and Equipment	Design	30%	30% design documents expected January 2017
School Choice Enhancement	Implementation	20%	Implementation Phase

Eagle Ridge Elementary School



Project Information	
Street Address	11500 WESTVIEW DRIVE
	CORAL SPRINGS
Location Num	3441
Board District	4
Board Member	Abby M. Freedman
ADEFP Budget *	\$2,671,000

FUNDING YEAR

(Funding year represents the year in which funds are released to initiate project planning and implementation and only includes funding figures for projects managed by OFC. Figures include SMART and DEFP for purposes of the table below.)

TOTAL OFC FUNDS	Group 1	Group 2	Group 3	Group 4	Group 5
\$2,359,000	\$100,000	\$2,259,000	\$0	\$0	\$0

SCHOOL PROJECTS **

Scope	Phase	% of Phase	Comments
Fire Alarm	Design	15%	Project Validation report under review.
HVAC Improvements	Design	15%	Project Validation report under review.
School Choice Enhancement	Implementation	10%	Implementation Phase

Ely, Blanche High School



Project Information

Street Address	1201 NW 6 AVENUE POMPANO BEACH
Location Num	0361
Board District	7
Board Member	Nora Rupert
ADEFP Budget *	\$16,513,770

FUNDING YEAR

(Funding year represents the year in which funds are released to initiate project planning and implementation and only includes funding figures for projects managed by OFC. Figures include SMART and DEFP for purposes of the table below.)

TOTAL OFC FUNDS	Group 1	Group 2	Group 3	Group 4	Group 5
\$15,626,770	\$15,626,770	\$0	\$0	\$0	\$0

SCHOOL PROJECTS **

Scope	Phase	% of Phase	Comments
Bldg Envelope Impr. (Roof, Window, Ext Wall, etc.) incl. bldg #4	Design	10%	Schematic Design in progress; CMaR ATP
Fire Sprinklers	Design	10%	Schematic Design in progress; CMaR ATP
HVAC Improvements	Design	10%	Schematic Design in progress; CMaR ATP
IAQ & Fascia Replacement	Design	10%	Schematic Design in progress; CMaR ATP
Media Center improvements	Design	10%	Schematic Design in progress; CMaR ATP
Single Point of Entry	Design	60%	90% design documents received.
STEM Lab improvements	Design	10%	Schematic Design in progress; CMaR ATP
Weight Room Renovation	Design	10%	Schematic Design in progress; CMaR ATP
School Choice Enhancement	Planning	10%	Scope selections underway

Embassy Creek Elementary School



Project Information	
Street Address	10905 SE LAKE BOULEVARD
	COOPER CITY
Location Num	3191
Board District	6
Board Member	Laurie Rich Levinson
ADEFP Budget *	\$4,153,000

FUNDING YEAR

(Funding year represents the year in which funds are released to initiate project planning and implementation and only includes funding figures for projects managed by OFC. Figures include SMART and DEFP for purposes of the table below.)

TOTAL OFC FUNDS	Group 1	Group 2	Group 3	Group 4	Group 5
\$3,624,000	\$0	\$0	\$3,624,000	\$0	\$0

SCHOOL PROJECTS **

Scope	Phase	% of Phase	Comments
Bldg Envelope Impr. (Roof, Window, Ext Wall, etc.)	Planning	80%	Pending Board approval to advertise.
Fire Alarm	Planning	80%	Pending Board approval to advertise.
HVAC Improvements	Planning	80%	Pending Board approval to advertise.
Music Room Renovation	Planning	80%	Pending Board approval to advertise.
Conversion of Existing Space to Music and/or Art Lab(s)	Planning	80%	Pending Board approval to advertise.
Art Room Renovation and Equipment	Planning	80%	Pending Board approval to advertise.
School Choice Enhancement	Planning	20%	Developing scope options.

Endeavor Primary



Project Information

Street Address	2701 NW 56 AVENUE LAUDERHILL
Location Num	3301
Board District	5
Board Member	Dr. Rosalind Osgood
ADEFP Budget *	\$1,404,000

FUNDING YEAR

(Funding year represents the year in which funds are released to initiate project planning and implementation and only includes funding figures for projects managed by OFC. Figures include SMART and DEFP for purposes of the table below.)

TOTAL OFC FUNDS	Group 1	Group 2	Group 3	Group 4	Group 5
\$1,252,000	\$0	\$0	\$195,000	\$0	\$1,057,000

SCHOOL PROJECTS **

Scope	Phase	% of Phase	Comments
Single Point of Entry	Design	30%	Design projected completion March 2017.
Bldg Envelope Impr. (Roof, Window, Ext Wall, etc.)	Pending Start		Planning Phase to begin: Q2 2018
HVAC Improvements	Pending Start		Planning Phase to begin: Q2 2018
School Choice Enhancement	Pending Start		Process beginning: Q4 2018.

Everglades Elementary School



Project Information

Street Address	2900 BONAVENTURE BOULEVARD WESTON
Location Num	2942
Board District	6
Board Member	Laurie Rich Levinson
ADEFP Budget *	\$1,809,000

FUNDING YEAR

(Funding year represents the year in which funds are released to initiate project planning and implementation and only includes funding figures for projects managed by OFC. Figures include SMART and DEFP for purposes of the table below.)

TOTAL OFC FUNDS	Group 1	Group 2	Group 3	Group 4	Group 5
\$1,312,000	\$100,000	\$1,033,000	\$179,000	\$0	\$0

SCHOOL PROJECTS **

Scope	Phase	% of Phase	Comments
Bldg Envelope Impr. (Roof, Window, Ext Wall, etc.)	Designer Procurement	10%	Design negotiations underway
HVAC Improvements	Designer Procurement	10%	Design negotiations underway
School Choice Enhancement	Planning	20%	Scope selections underway

Everglades High School



Project Information

Street Address	17100 SW 48 COURT MIRAMAR
Location Num	3731
Board District	2
Board Member	Patricia Good
ADEFP Budget *	\$5,873,000

FUNDING YEAR

(Funding year represents the year in which funds are released to initiate project planning and implementation and only includes funding figures for projects managed by OFC. Figures include SMART and DEFP for purposes of the table below.)

TOTAL OFC FUNDS	Group 1	Group 2	Group 3	Group 4	Group 5
\$4,430,000	\$100,000	\$0	\$4,330,000	\$0	\$0

SCHOOL PROJECTS **

Scope	Phase	% of Phase	Comments
Single Point of Entry	Complete Prior	100%	Scope of work completed prior to 2016.
Bldg Envelope Impr. (Roof, Window, Ext Wall, etc.)	Pending Start		Planning Phase to begin: Q2 2017
HVAC Improvements	Pending Start		Planning Phase to begin: Q2 2017
Weight Room Renovation	Pending Start		Planning Phase to begin: Q2 2017
School Choice Enhancement	Planning	20%	Scope selections underway

Fairway Elementary School



Project Information	
Street Address	7850 FAIRWAY BOULEVARD MIRAMAR
Location Num	1641
Board District	2
Board Member	Patricia Good
ADEFP Budget *	\$4,384,000

FUNDING YEAR

(Funding year represents the year in which funds are released to initiate project planning and implementation and only includes funding figures for projects managed by OFC. Figures include SMART and DEFP for purposes of the table below.)

TOTAL OFC FUNDS	Group 1	Group 2	Group 3	Group 4	Group 5
\$4,103,000	\$0	\$4,103,000	\$0	\$0	\$0

SCHOOL PROJECTS **

Scope	Phase	% of Phase	Comments
Electrical Improvements	Designer Procurement	95%	design negotiations complete.
Bldg Envelope Impr. (Roof, Window, Ext Wall, etc.)	Designer Procurement	95%	design negotiations complete.
Fire Alarm	Designer Procurement	95%	design negotiations complete.
HVAC Improvements	Designer Procurement	95%	design negotiations complete.
Media Center improvements	Designer Procurement	95%	design negotiations complete.
Safety / Security Upgrade	Designer Procurement	95%	design negotiations complete.
School Choice Enhancement	Implementation	10%	Implementation Phase

Falcon Cove Middle School



Project Information	
Street Address	4251 BONAVENTURE BOULEVARD WESTON
Location Num	3622
Board District	6
Board Member	Laurie Rich Levinson
ADEFP Budget *	\$11,519,000

FUNDING YEAR

(Funding year represents the year in which funds are released to initiate project planning and implementation and only includes funding figures for projects managed by OFC. Figures include SMART and DEFP for purposes of the table below.)

TOTAL OFC FUNDS	Group 1	Group 2	Group 3	Group 4	Group 5
\$10,841,000	\$0	\$0	\$10,841,000	\$0	\$0

SCHOOL PROJECTS **

Scope	Phase	% of Phase	Comments
CR Addition to allow for removal of portable buildings	Designer Procurement	10%	Planning Phase to begin: Q1 2017
Bldg Envelope Impr. (Roof, Window, Ext Wall, etc.)	Designer Procurement	10%	Planning Phase to begin: Q1 2017
HVAC Improvements	Designer Procurement	10%	Planning Phase to begin: Q1 2017
School Choice Enhancement	Planning	10%	Meeting to be scheduled to review SCEP.

Flamingo Elementary School



Project Information

Street Address	1130 SW 133 AVENUE
	DAVIE
Location Num	2541
Board District	6
Board Member	Laurie Rich Levinson
ADEFP Budget *	\$4,716,341

FUNDING YEAR

(Funding year represents the year in which funds are released to initiate project planning and implementation and only includes funding figures for projects managed by OFC. Figures include SMART and DEFP for purposes of the table below.)

TOTAL OFC FUNDS	Group 1	Group 2	Group 3	Group 4	Group 5
\$4,399,341	\$2,344,341	\$0	\$2,055,000	\$0	\$0

SCHOOL PROJECTS ^{**}

Scope	Phase	% of Phase	Comments
Bldg Envelope Impr. (Roof, Window, Ext Wall, etc.)	Pending Start		Planning Phase to begin: Q4 2016
HVAC Improvements	Pending Start		Planning Phase to begin: Q4 2016
Media Center improvements	Pending Start		Planning Phase to begin: Q4 2016
School Choice Enhancement	Planning	10%	Meeting to be scheduled to review SCEP.

Flanagan, Charles W. High School



Project Information	
Street Address	12800 TAFT STREET
	PEMBROKE PINES
Location Num	3391
Board District	2
Board Member	Patricia Good
ADEFP Budget *	\$10,236,000

FUNDING YEAR

(Funding year represents the year in which funds are released to initiate project planning and implementation and only includes funding figures for projects managed by OFC. Figures include SMART and DEFP for purposes of the table below.)

TOTAL OFC FUNDS	Group 1	Group 2	Group 3	Group 4	Group 5
\$9,054,000	\$300,000	\$0	\$8,754,000	\$0	\$0

SCHOOL PROJECTS **

Scope	Phase	% of Phase	Comments
Track Resurfacing	Complete	100%	Completed 11/20/16
CR Addition to allow for removal of portable buildings	Designer Procurement	20%	Board approval to adv. design: 11/1/16
Bldg Envelope Impr. (Roof, Window, Ext Wall, etc.)	Designer Procurement	20%	Board approval to adv. design: 11/1/16
HVAC Improvements	Designer Procurement	20%	Board approval to adv. design: 11/1/16
Weight Room Renovation	Designer Procurement	20%	Board approval to adv. design: 11/1/16
School Choice Enhancement	Planning	10%	Meeting to be scheduled to review SCEP.

Floranada Elementary School



Project Information	
Street Address	5251 NE 14 WAY
	FORT LAUDERDALE
Location Num	0851
Board District	3
Board Member	Heather P. Brinkworth
ADEFP Budget *	\$1,231,000

FUNDING YEAR

(Funding year represents the year in which funds are released to initiate project planning and implementation and only includes funding figures for projects managed by OFC. Figures include SMART and DEFP for purposes of the table below.)

TOTAL OFC FUNDS	Group 1	Group 2	Group 3	Group 4	Group 5
\$876,000	\$100,000	\$0	\$58,000	\$718,000	\$0

SCHOOL PROJECTS **

Scope	Phase	% of Phase	Comments
School Choice Enhancement	Implementation	10%	Implementation Phase
Bldg Envelope Impr. (Roof, Window, Ext Wall, etc.)	Pending Start		Planning Phase to begin: Q2 2017
HVAC Improvements	Pending Start		Planning Phase to begin: Q2 2017

Forest Glen Middle School



Project Information

Street Address	6501 TURTLE RUN BOULEVARD CORAL SPRINGS
Location Num	3051
Board District	4
Board Member	Abby M. Freedman
ADEFP Budget *	\$6,165,000

FUNDING YEAR

(Funding year represents the year in which funds are released to initiate project planning and implementation and only includes funding figures for projects managed by OFC. Figures include SMART and DEFP for purposes of the table below.)

TOTAL OFC FUNDS	Group 1	Group 2	Group 3	Group 4	Group 5
\$5,522,000	\$0	\$0	\$5,522,000	\$0	\$0

SCHOOL PROJECTS **

Scope	Phase	% of Phase	Comments
Single Point of Entry	Design	90%	Pending permit.
Bldg Envelope Impr. (Roof, Window, Ext Wall, etc.)	Designer Procurement	10%	Board approval to adv. design: 12/6/16
Fire Sprinklers	Designer Procurement	10%	Board approval to adv. design: 12/6/16
HVAC Improvements	Designer Procurement	10%	Board approval to adv. design: 12/6/16
School Choice Enhancement	Planning	10%	Meeting to be scheduled to review SCEP.

Forest Hills Elementary School



Project Information	
Street Address	3100 NW 85 AVENUE
	CORAL SPRINGS
Location Num	2631
Board District	4
Board Member	Abby M. Freedman
ADEFP Budget *	\$4,014,000

FUNDING YEAR

(Funding year represents the year in which funds are released to initiate project planning and implementation and only includes funding figures for projects managed by OFC. Figures include SMART and DEFP for purposes of the table below.)

TOTAL OFC FUNDS	Group 1	Group 2	Group 3	Group 4	Group 5
\$3,829,000	\$3,829,000	\$0	\$0	\$0	\$0

SCHOOL PROJECTS **

Scope	Phase	% of Phase	Comments
Replace existing AHUs with new.	Complete	100%	Work Completed
Fire Alarm	Design	100%	Design complete, pending coordination
Bldg Envelope Impr. (Roof, Window, Ext Wall, etc.)	Designer Procurement	20%	Pending proposal.
Fire Sprinklers	Designer Procurement	20%	Pending proposal.
Media Center improvements	Designer Procurement	20%	Pending proposal.
School Choice Enhancement	Implementation	20%	Implementation Phase

Fort Lauderdale High School



Project Information

Street Address	1600 NE 4 AVENUE
	FORT LAUDERDALE
Location Num	0951
Board District	3
Board Member	Heather P. Brinkworth
ADEFP Budget *	\$4,345,646

FUNDING YEAR

(Funding year represents the year in which funds are released to initiate project planning and implementation and only includes funding figures for projects managed by OFC. Figures include SMART and DEFP for purposes of the table below.)

TOTAL OFC FUNDS	Group 1	Group 2	Group 3	Group 4	Group 5
\$3,899,646	\$1,369,646	\$0	\$2,409,000	\$121,000	\$0

SCHOOL PROJECTS **

Scope	Phase	% of Phase	Comments
Electrical Improvements	Designer Procurement	25%	Design proposals received.
Bldg Envelope Impr. (Roof, Window, Ext Wall, etc.)	Designer Procurement	25%	Design proposals received.
HVAC Improvements	Designer Procurement	25%	Design proposals received.
Weight Room Renovation	Pending Start		Planning Phase to begin: Q4 2017
School Choice Enhancement	Planning	5%	Scope selections underway

Foster, Stephen Elementary School



Project Information

Street Address	3471 SW 22 STREET
	FORT LAUDERDALE
Location Num	0921
Board District	3
Board Member	Heather P. Brinkworth
ADEFP Budget *	\$2,620,000

FUNDING YEAR

(Funding year represents the year in which funds are released to initiate project planning and implementation and only includes funding figures for projects managed by OFC. Figures include SMART and DEFP for purposes of the table below.)

TOTAL OFC FUNDS	Group 1	Group 2	Group 3	Group 4	Group 5
\$2,439,000	\$0	\$0	\$0	\$0	\$2,439,000

SCHOOL PROJECTS **

Scope	Phase	% of Phase	Comments
Bldg Envelope Impr. (Roof, Window, Ext Wall, etc.)	Pending Start		Planning Phase to begin: Q1 2018
Fire Alarm	Pending Start		Planning Phase to begin: Q1 2018
HVAC Improvements	Pending Start		Planning Phase to begin: Q1 2018
Media Center improvements	Pending Start		Planning Phase to begin: Q1 2018
School Choice Enhancement	Pending Start		Process beginning: Q4 2018.

Fox Trail Elementary School



Project Information	
Street Address	1250 NOB HILL ROAD DAVIE
Location Num	3531
Board District	6
Board Member	Laurie Rich Levinson
ADEFP Budget *	\$1,342,000

FUNDING YEAR

(Funding year represents the year in which funds are released to initiate project planning and implementation and only includes funding figures for projects managed by OFC. Figures include SMART and DEFP for purposes of the table below.)

TOTAL OFC FUNDS	Group 1	Group 2	Group 3	Group 4	Group 5
\$870,000	\$100,000	\$0	\$770,000	\$0	\$0

SCHOOL PROJECTS **

Scope	Phase	% of Phase	Comments
Bldg Envelope Impr. (Roof, Window, Ext Wall, etc.)	Pending Start		Planning Phase to begin: Q1 2017
HVAC Improvements	Pending Start		Planning Phase to begin: Q1 2017
Music Room Renovation	Pending Start		Planning Phase to begin: Q1 2017
Conversion of Existing Space to Music and/or Art Lab(s)	Pending Start		Planning Phase to begin: Q1 2017
Art Room Renovation and Equipment	Pending Start		Planning Phase to begin: Q1 2017
School Choice Enhancement	Planning	5%	Scope selections underway

Gator Run Elementary School



Project Information	
Street Address	1101 ARVIDA PARKWAY WESTON
Location Num	3642
Board District	6
Board Member	Laurie Rich Levinson
ADEFP Budget *	\$3,308,000

FUNDING YEAR

(Funding year represents the year in which funds are released to initiate project planning and implementation and only includes funding figures for projects managed by OFC. Figures include SMART and DEFP for purposes of the table below.)

TOTAL OFC FUNDS	Group 1	Group 2	Group 3	Group 4	Group 5
\$2,671,000	\$0	\$0	\$2,671,000	\$0	\$0

SCHOOL PROJECTS **

Scope	Phase	% of Phase	Comments
Bldg Envelope Impr. (Roof, Window, Ext Wall, etc.)	Designer Procurement	10%	Board approval to adv. design: 12/6/16
HVAC Improvements	Designer Procurement	10%	Board approval to adv. design: 12/6/16
Music Room Renovation	Designer Procurement	10%	Board approval to adv. design: 12/6/16
Conversion of Existing Space to Music and/or Art Lab(s)	Designer Procurement	10%	Board approval to adv. design: 12/6/16
Art Room Renovation and Equipment	Designer Procurement	10%	Board approval to adv. design: 12/6/16
School Choice Enhancement	Planning	10%	Meeting to be scheduled to review SCEP.

* ADEFP - Adopted District Educational Facility Plan as approved by SBBC in 9/16. This budget includes Technology Improvements and Musical Instrument Replacements which are not included in this section of the report.

** All dates are based on calendar year. SMART funded projects are included. DEFP projects are omitted from this project list.

Note: Projects without expenditures to date may not show up in the "Financially Active Project Detail Schedule".

Glades Middle School



Project Information	
Street Address	16700 SW 48 COURT
	MIRAMAR
Location Num	2021
Board District	2
Board Member	Patricia Good
ADEFP Budget *	\$892,000

FUNDING YEAR

(Funding year represents the year in which funds are released to initiate project planning and implementation and only includes funding figures for projects managed by OFC. Figures include SMART and DEFP for purposes of the table below.)

TOTAL OFC FUNDS	Group 1	Group 2	Group 3	Group 4	Group 5
\$486,000	\$100,000	\$0	\$386,000	\$0	\$0

SCHOOL PROJECTS **

Scope	Phase	% of Phase	Comments
Bldg Envelope Impr. (Roof, Window, Ext Wall, etc.)	Planning	5%	Planning Phase to begin: Q1 2017
HVAC Improvements	Planning	5%	Planning Phase to begin: Q1 2017
School Choice Enhancement	Planning	90%	Voting in progress.

Griffin Elementary School



Project Information	
Street Address	5050 SW 116 AVENUE
	COOPER CITY
Location Num	2851
Board District	6
Board Member	Laurie Rich Levinson
ADEFP Budget *	\$2,999,935

FUNDING YEAR

(Funding year represents the year in which funds are released to initiate project planning and implementation and only includes funding figures for projects managed by OFC. Figures include SMART and DEFP for purposes of the table below.)

TOTAL OFC FUNDS	Group 1	Group 2	Group 3	Group 4	Group 5
\$2,692,935	\$334,935	\$2,358,000	\$0	\$0	\$0

SCHOOL PROJECTS **

Scope	Phase	% of Phase	Comments
PE/Athletic Improvements	Design	60%	60% design documents received.
Bldg Envelope Impr. (Roof, Window, Ext Wall, etc.)	Design	60%	60% design documents received.
Fire Alarm	Design	60%	60% design documents received.
HVAC Improvements	Design	60%	60% design documents received.
Media Center improvements	Design	60%	60% design documents received.
Safety / Security Upgrade	Design	60%	60% design documents received.
School Choice Enhancement	Implementation	27%	Implementation Phase

Gulfstream Academy of Hallendale Beach (fka: Hallendale Adult & Community Ce



Project Information	
Street Address	1000 SW 3RD STREET
	HALLANDALE
Location Num	0592
Board District	1
Board Member	Ann Murray
ADEFP Budget *	\$5,973,700

FUNDING YEAR

(Funding year represents the year in which funds are released to initiate project planning and implementation and only includes funding figures for projects managed by OFC. Figures include SMART and DEFP for purposes of the table below.)

TOTAL OFC FUNDS	Group 1	Group 2	Group 3	Group 4	Group 5
\$5,644,700	\$383,000	\$5,261,700	\$0	\$0	\$0

SCHOOL PROJECTS **

Scope	Phase	% of Phase	Comments
Re-Roof Buildings #13 & 14	Complete	100%	Work Completed
Replacement of building 9	Designer Procurement	14%	Board approved adv. design: 9/20/16
Replacement of building 7	Designer Procurement	14%	Board approved adv. design: 9/20/16
Replacement of building 12	Designer Procurement	14%	Board approved adv. design: 9/20/16
Replacement of building 1	Designer Procurement	14%	Board approved adv. design: 9/20/16
Electrical Improvements	Designer Procurement	14%	Board approved adv. design: 9/20/16
Bldg Envelope Impr. (Roof, Window, Ext Wall, etc.)	Designer Procurement	14%	Board approved adv. design: 9/20/16
Fire Sprinklers	Designer Procurement	14%	Board approved adv. design: 9/20/16
HVAC Improvements	Designer Procurement	14%	Board approved adv. design: 9/20/16
Media Center improvements	Designer Procurement	14%	Board approved adv. design: 9/20/16
Safety / Security Upgrade	Designer Procurement	14%	Board approved adv. design: 9/20/16
School Choice Enhancement	Implementation	5%	Implementation Phase

Gulfstream Middle School



Project Information	
Street Address	120 SW 4 AVENUE
	HALLANDALE
Location Num	3931
Board District	1
Board Member	Ann Murray
ADEFP Budget *	\$5,204,492

FUNDING YEAR

(Funding year represents the year in which funds are released to initiate project planning and implementation and only includes funding figures for projects managed by OFC. Figures include SMART and DEFP for purposes of the table below.)

TOTAL OFC FUNDS	Group 1	Group 2	Group 3	Group 4	Group 5
\$4,969,492	\$48,492	\$4,921,000	\$0	\$0	\$0

SCHOOL PROJECTS **

Scope	Phase	% of Phase	Comments
Replacement of building 4	Planning	5%	Project on hold
Bldg Envelope Impr. (Roof, Window, Ext Wall, etc.)	Planning	5%	Project on hold
Fire Alarm	Planning	5%	Project on hold
HVAC Improvements	Planning	5%	Project on hold
Media Center improvements	Planning	5%	Project on hold
Music Room Renovation	Planning	5%	Project on hold
Conversion of Existing Space to Music and/or Art Lab(s)	Planning	5%	Project on hold
Art Room Renovation and Equipment	Planning	5%	Project on hold
School Choice Enhancement	Planning	5%	Project on hold
Single Point of Entry	Planning	5%	Project on hold

Hallandale Elementary School



Project Information	
Street Address	900 SW 8TH STREET
	HALLANDALE
Location Num	0131
Board District	1
Board Member	Ann Murray
ADEFP Budget *	\$1,665,000

FUNDING YEAR

(Funding year represents the year in which funds are released to initiate project planning and implementation and only includes funding figures for projects managed by OFC. Figures include SMART and DEFP for purposes of the table below.)

TOTAL OFC FUNDS	Group 1	Group 2	Group 3	Group 4	Group 5
\$1,190,000	\$0	\$0	\$0	\$0	\$1,190,000

SCHOOL PROJECTS **

Scope	Phase	% of Phase	Comments
Bldg Envelope Impr. (Roof, Window, Ext Wall, etc.)	Pending Start		Planning Phase to begin: Q1 2018
HVAC Improvements	Pending Start		Planning Phase to begin: Q1 2018
School Choice Enhancement	Pending Start		Funds to be reallocated.

Hallandale High School



Project Information	
Street Address	720 NW 9 AVENUE
	HALLANDALE
Location Num	0403
Board District	1
Board Member	Ann Murray
ADEFP Budget *	\$8,246,666

FUNDING YEAR

(Funding year represents the year in which funds are released to initiate project planning and implementation and only includes funding figures for projects managed by OFC. Figures include SMART and DEFP for purposes of the table below.)

TOTAL OFC FUNDS	Group 1	Group 2	Group 3	Group 4	Group 5
\$7,540,666	\$364,666	\$0	\$0	\$0	\$7,176,000

SCHOOL PROJECTS **

Scope	Phase	% of Phase	Comments
Track Resurfacing	Construction	95%	Scheduled completion 12/2016
Electrical Improvements	Pending Start		Planning Phase to begin: Q3 2017
Bldg Envelope Impr. (Roof, Window, Ext Wall, etc.)	Pending Start		Planning Phase to begin: Q3 2017
Fire Alarm	Pending Start		Planning Phase to begin: Q3 2017
Fire Sprinklers	Pending Start		Planning Phase to begin: Q3 2017
HVAC Improvements	Pending Start		Planning Phase to begin: Q3 2017
Media Center improvements	Pending Start		Planning Phase to begin: Q3 2017
School Choice Enhancement	Pending Start		Process beginning: Q4 2018.
STEM Lab improvements	Pending Start		Planning Phase to begin: Q3 2017
Weight Room Renovation	Pending Start		Planning Phase to begin: Q3 2017

Harbordale Elementary School



Project Information

Street Address	900 SE 15 STREET FORT LAUDERDALE
Location Num	0491
Board District	3
Board Member	Heather P. Brinkworth
ADEFP Budget *	\$1,384,000

FUNDING YEAR

(Funding year represents the year in which funds are released to initiate project planning and implementation and only includes funding figures for projects managed by OFC. Figures include SMART and DEFP for purposes of the table below.)

TOTAL OFC FUNDS	Group 1	Group 2	Group 3	Group 4	Group 5
\$1,149,000	\$0	\$0	\$0	\$0	\$1,149,000

SCHOOL PROJECTS **

Scope	Phase	% of Phase	Comments
Bldg Envelope Impr. (Roof, Window, Ext Wall, etc.)	Pending Start		Planning Phase to begin: Q1 2018
HVAC Improvements	Pending Start		Planning Phase to begin: Q1 2018
School Choice Enhancement	Pending Start		Process beginning: Q4 2018.

Hawkes Bluff Elementary School



Project Information	
Street Address	5900 SW 160 AVENUE
	DAVIE
Location Num	3131
Board District	2
Board Member	Patricia Good
ADEFP Budget *	\$3,446,000

FUNDING YEAR

(Funding year represents the year in which funds are released to initiate project planning and implementation and only includes funding figures for projects managed by OFC. Figures include SMART and DEFP for purposes of the table below.)

TOTAL OFC FUNDS	Group 1	Group 2	Group 3	Group 4	Group 5
\$3,003,000	\$0	\$3,003,000	\$0	\$0	\$0

SCHOOL PROJECTS **

Scope	Phase	% of Phase	Comments
Bldg Envelope Impr. (Roof, Window, Ext Wall, etc.)	Designer Procurement	95%	ATP issued to designer for signature.
HVAC Improvements	Designer Procurement	95%	ATP issued to designer for signature.
School Choice Enhancement	Implementation	20%	Implementation Phase

Heron Heights Elementary School



Project Information

Street Address	11010 NOB HILL ROAD
	PARKLAND
Location Num	3961
Board District	4
Board Member	Abby M. Freedman
ADEFP Budget *	\$2,085,694

FUNDING YEAR

(Funding year represents the year in which funds are released to initiate project planning and implementation and only includes funding figures for projects managed by OFC. Figures include SMART and DEFP for purposes of the table below.)

TOTAL OFC FUNDS	Group 1	Group 2	Group 3	Group 4	Group 5
\$1,717,694	\$960,694	\$0	\$0	\$0	\$757,000

SCHOOL PROJECTS **

Scope	Phase	% of Phase	Comments
Bldg Envelope Impr. (Roof, Window, Ext Wall, etc.)	Pending Start		Planning Phase to begin: Q3 2018
HVAC Improvements	Pending Start		Planning Phase to begin: Q3 2018
Music Room Renovation	Pending Start		Planning Phase to begin: Q3 2018
Conversion of Existing Space to Music and/or Art Lab(s)	Pending Start		Planning Phase to begin: Q3 2018
School Choice Enhancement	Pending Start		Process beginning: Q4 2018.

Hollywood Central Elementary School



Project Information

Street Address	1700 MONROE STREET HOLLYWOOD
Location Num	0121
Board District	1
Board Member	Ann Murray
ADEFP Budget *	\$5,188,000

FUNDING YEAR

(Funding year represents the year in which funds are released to initiate project planning and implementation and only includes funding figures for projects managed by OFC. Figures include SMART and DEFP for purposes of the table below.)

TOTAL OFC FUNDS	Group 1	Group 2	Group 3	Group 4	Group 5
\$4,917,000	\$0	\$0	\$0	\$4,917,000	\$0

SCHOOL PROJECTS **

Scope	Phase	% of Phase	Comments
Electrical Improvements	Pending Start		Planning Phase to begin: Q2 2017
Bldg Envelope Impr. (Roof, Window, Ext Wall, etc.)	Pending Start		Planning Phase to begin: Q2 2017
HVAC Improvements	Pending Start		Planning Phase to begin: Q2 2017
Safety / Security Upgrade	Pending Start		Planning Phase to begin: Q2 2017
School Choice Enhancement	Pending Start		Process beginning: Q4 2017.

Hollywood Hills Elementary School



Project Information	
Street Address	3501 TAFT STREET
	HOLLYWOOD
Location Num	0111
Board District	1
Board Member	Ann Murray
ADEFP Budget *	\$3,659,000

FUNDING YEAR

(Funding year represents the year in which funds are released to initiate project planning and implementation and only includes funding figures for projects managed by OFC. Figures include SMART and DEFP for purposes of the table below.)

TOTAL OFC FUNDS	Group 1	Group 2	Group 3	Group 4	Group 5
\$3,294,000	\$0	\$0	\$195,000	\$0	\$3,099,000

SCHOOL PROJECTS **

Scope	Phase	% of Phase	Comments
Single Point of Entry	Design	30%	Design projected completion March 2017.
Electrical Improvements	Pending Start		Planning Phase to begin: Q1 2018
Bldg Envelope Impr. (Roof, Window, Ext Wall, etc.)	Pending Start		Planning Phase to begin: Q1 2018
Fire Sprinklers	Pending Start		Planning Phase to begin: Q1 2018
HVAC Improvements	Pending Start		Planning Phase to begin: Q1 2018
Safety / Security Upgrade	Pending Start		Planning Phase to begin: Q1 2018
School Choice Enhancement	Pending Start		Process beginning: Q4 2018.

Hollywood Hills High School



Project Information	
Street Address	5400 STIRLING ROAD
	HOLLYWOOD
Location Num	1661
Board District	1
Board Member	Ann Murray
ADEFP Budget *	\$16,648,000

FUNDING YEAR

(Funding year represents the year in which funds are released to initiate project planning and implementation and only includes funding figures for projects managed by OFC. Figures include SMART and DEFP for purposes of the table below.)

TOTAL OFC FUNDS	Group 1	Group 2	Group 3	Group 4	Group 5
\$15,632,000	\$50,000	\$15,582,000	\$0	\$0	\$0

SCHOOL PROJECTS **

Scope	Phase	% of Phase	Comments
Track Resurfacing	Construction	95%	Scheduled completion 12/2016
Electrical Improvements	Designer Procurement	95%	Negotiations complete.
Fire Alarm	Designer Procurement	95%	Negotiations complete.
Fire Sprinklers	Designer Procurement	95%	Negotiations complete.
HVAC Improvements	Designer Procurement	95%	Negotiations complete.
Media Center improvements	Designer Procurement	95%	Negotiations complete.
Roof Replacement	Designer Procurement	95%	Negotiations complete.
Safety / Security Upgrade	Designer Procurement	95%	Negotiations complete.
Single Point of Entry	Designer Procurement	95%	Negotiations complete.
STEM Lab improvements	Designer Procurement	95%	Negotiations complete.
Weight Room Renovation	Designer Procurement	95%	Negotiations complete.
School Choice Enhancement	Implementation	3%	Implementation Phase

Hollywood Park Elementary School



Project Information	
Street Address	901 N 69 WAY
	HOLLYWOOD
Location Num	1761
Board District	1
Board Member	Ann Murray
ADEFP Budget *	\$4,528,000

FUNDING YEAR

(Funding year represents the year in which funds are released to initiate project planning and implementation and only includes funding figures for projects managed by OFC. Figures include SMART and DEFP for purposes of the table below.)

TOTAL OFC FUNDS	Group 1	Group 2	Group 3	Group 4	Group 5
\$4,285,000	\$0	\$4,285,000	\$0	\$0	\$0

SCHOOL PROJECTS **

Scope	Phase	% of Phase	Comments
Electrical Improvements	Designer Procurement	80%	Board award of designer: 12/6/16; ATP
Bldg Envelope Impr. (Roof, Window, Ext Wall, etc.)	Designer Procurement	80%	Board award of designer: 12/6/16; ATP
Fire Sprinklers	Designer Procurement	80%	Board award of designer: 12/6/16; ATP
HVAC Improvements	Designer Procurement	80%	Board award of designer: 12/6/16; ATP
Media Center improvements	Designer Procurement	80%	Board award of designer: 12/6/16; ATP
School Choice Enhancement	Planning	5%	Scope selections underway

Horizon Elementary School



Project Information	
Street Address	2101 PINE ISLAND ROAD
	SUNRISE
Location Num	2531
Board District	5
Board Member	Dr. Rosalind Osgood
ADEFP Budget *	\$1,223,000

FUNDING YEAR

(Funding year represents the year in which funds are released to initiate project planning and implementation and only includes funding figures for projects managed by OFC. Figures include SMART and DEFP for purposes of the table below.)

TOTAL OFC FUNDS	Group 1	Group 2	Group 3	Group 4	Group 5
\$973,000	\$0	\$0	\$60,000	\$913,000	\$0

SCHOOL PROJECTS **

Scope	Phase	% of Phase	Comments
Single Point of Entry	Complete Prior	100%	Scope of work completed prior to 2016.
Bldg Envelope Impr. (Roof, Window, Ext Wall, etc.)	Pending Start		Planning Phase to begin: Q3 2017
HVAC Improvements	Pending Start		Planning Phase to begin: Q3 2017
Media Center improvements	Pending Start		Planning Phase to begin: Q3 2017
School Choice Enhancement	Pending Start		Process beginning: Q4 2017.

Hunt, James S. Elementary School



Project Information	
Street Address	7800 NW 35 COURT
	CORAL SPRINGS
Location Num	1971
Board District	4
Board Member	Abby M. Freedman
ADEFP Budget *	\$5,267,000

FUNDING YEAR

(Funding year represents the year in which funds are released to initiate project planning and implementation and only includes funding figures for projects managed by OFC. Figures include SMART and DEFP for purposes of the table below.)

TOTAL OFC FUNDS	Group 1	Group 2	Group 3	Group 4	Group 5
\$4,933,000	\$0	\$0	\$0	\$0	\$4,933,000

SCHOOL PROJECTS **

Scope	Phase	% of Phase	Comments
Bldg Envelope Impr. (Roof, Window, Ext Wall, etc.)	Pending Start		Planning Phase to begin: Q1 2018
Fire Alarm	Pending Start		Planning Phase to begin: Q1 2018
Fire Sprinklers	Pending Start		Planning Phase to begin: Q1 2018
HVAC Improvements	Pending Start		Planning Phase to begin: Q1 2018
Media Center improvements	Pending Start		Planning Phase to begin: Q1 2018
School Choice Enhancement	Pending Start		Process beginning: Q4 2018.

Indian Ridge Middle School



Project Information

Street Address	1355 NOB HILL ROAD DAVIE
Location Num	3471
Board District	6
Board Member	Laurie Rich Levinson
ADEFP Budget *	\$5,905,000

FUNDING YEAR

(Funding year represents the year in which funds are released to initiate project planning and implementation and only includes funding figures for projects managed by OFC. Figures include SMART and DEFP for purposes of the table below.)

TOTAL OFC FUNDS	Group 1	Group 2	Group 3	Group 4	Group 5
\$5,215,000	\$0	\$5,130,000	\$85,000	\$0	\$0

SCHOOL PROJECTS **

Scope	Phase	% of Phase	Comments
School Choice Enhancement	Complete	40%	Complete
Bldg Envelope Impr. (Roof, Window, Ext Wall, etc.)	Design	30%	30% design documents received 11/28/16.
HVAC Improvements	Design	30%	30% design documents received 11/28/16.
Music Room Renovation	Design	30%	30% design documents received 11/28/16.
Conversion of Existing Space to Music and/or Art Lab(s)	Design	30%	30% design documents received 11/28/16.
Art Room Renovation and Equipment	Design	30%	30% design documents received 11/28/16.

Indian Trace Elementary School



Project Information	
Street Address	400 INDIAN TRACE
	WESTON
Location Num	3181
Board District	6
Board Member	Laurie Rich Levinson
ADEFP Budget *	\$3,889,000

FUNDING YEAR

(Funding year represents the year in which funds are released to initiate project planning and implementation and only includes funding figures for projects managed by OFC. Figures include SMART and DEFP for purposes of the table below.)

TOTAL OFC FUNDS	Group 1	Group 2	Group 3	Group 4	Group 5
\$3,630,000	\$0	\$0	\$0	\$3,630,000	\$0

SCHOOL PROJECTS **

Scope	Phase	% of Phase	Comments
Bldg Envelope Impr. (Roof, Window, Ext Wall, etc.)	Pending Start		Planning Phase to begin: Q4 2017
Fire Alarm	Pending Start		Planning Phase to begin: Q4 2017
HVAC Improvements	Pending Start		Planning Phase to begin: Q4 2017
School Choice Enhancement	Pending Start		Process beginning: Q4 2017.

King, Martin Luther (Dr. Martin Luther King, Jr. Montessori Academy)



Project Information	
Street Address	591 NW 31 AVENUE
	FORT LAUDERDALE
Location Num	1611
Board District	5
Board Member	Dr. Rosalind Osgood
ADEFP Budget *	\$1,348,615

FUNDING YEAR

(Funding year represents the year in which funds are released to initiate project planning and implementation and only includes funding figures for projects managed by OFC. Figures include SMART and DEFP for purposes of the table below.)

TOTAL OFC FUNDS	Group 1	Group 2	Group 3	Group 4	Group 5
\$1,206,616	\$358,616	\$762,000	\$86,000	\$0	\$0

SCHOOL PROJECTS **

Scope	Phase	% of Phase	Comments
HVAC Improvements - Chiller	Complete	100%	Work Completed
Bldg Envelope Impr. (Roof, Window, Ext Wall, etc.)	Designer Procurement	25%	Design services in negotiations.
Fire Sprinklers	Designer Procurement	25%	Design services in negotiations.
HVAC Improvements - Other	Designer Procurement	25%	Design services in negotiations.
School Choice Enhancement	Implementation	50%	Implementation Phase

Lake Forest Elementary School



Project Information	
Street Address	3550 SW 48 AVENUE
	PEMBROKE PARK
Location Num	0831
Board District	1
Board Member	Ann Murray
ADEFP Budget *	\$2,964,000

FUNDING YEAR

(Funding year represents the year in which funds are released to initiate project planning and implementation and only includes funding figures for projects managed by OFC. Figures include SMART and DEFP for purposes of the table below.)

TOTAL OFC FUNDS	Group 1	Group 2	Group 3	Group 4	Group 5
\$2,683,000	\$475,000	\$0	\$2,208,000	\$0	\$0

SCHOOL PROJECTS **

Scope	Phase	% of Phase	Comments
Re-roof of Building #4 in accordance with all applicable Codes and Standards.	Construction		In Warranty Phase
Single Point of Entry	Design	90%	Pending permit.
Bldg Envelope Impr. (Roof, Window, Ext Wall, etc.)	Pending Start		Planning Phase to begin: Q4 2016
HVAC Improvements	Pending Start		Planning Phase to begin: Q4 2016
School Choice Enhancement	Planning	10%	Meeting to be scheduled to review SCEP.

Lakeside Elementary School



Project Information	
Street Address	900 NW 136 AVENUE
	PEMBROKE PINES
Location Num	3591
Board District	2
Board Member	Patricia Good
ADEFP Budget *	\$3,506,000

FUNDING YEAR

(Funding year represents the year in which funds are released to initiate project planning and implementation and only includes funding figures for projects managed by OFC. Figures include SMART and DEFP for purposes of the table below.)

TOTAL OFC FUNDS	Group 1	Group 2	Group 3	Group 4	Group 5
\$3,049,000	\$50,000	\$0	\$0	\$0	\$2,999,000

SCHOOL PROJECTS **

Scope	Phase	% of Phase	Comments
Bldg Envelope Impr. (Roof, Window, Ext Wall, etc.)	Pending Start		Planning Phase to begin: Q1 2018
HVAC Improvements	Pending Start		Planning Phase to begin: Q1 2018
School Choice Enhancement	Pending Start		Process beginning: Q4 2018.

Lanier-James Education Center



Project Information

Street Address	1050 NW 7TH COURT HALLANDALE
Location Num	0405
Board District	1
Board Member	Ann Murray
ADEFP Budget *	\$212,000

FUNDING YEAR

(Funding year represents the year in which funds are released to initiate project planning and implementation and only includes funding figures for projects managed by OFC. Figures include SMART and DEFP for purposes of the table below.)

TOTAL OFC FUNDS	Group 1	Group 2	Group 3	Group 4	Group 5
\$100,000	\$100,000	\$0	\$0	\$0	\$0

SCHOOL PROJECTS **

Scope	Phase	% of Phase	Comments
School Choice Enhancement	Planning	50%	Scope selections underway

Larkdale Elementary School



Project Information

Street Address	3250 NW 12 PLACE
	FORT LAUDERDALE
Location Num	0621
Board District	5
Board Member	Dr. Rosalind Osgood
ADEFP Budget *	\$1,670,000

FUNDING YEAR

(Funding year represents the year in which funds are released to initiate project planning and implementation and only includes funding figures for projects managed by OFC. Figures include SMART and DEFP for purposes of the table below.)

TOTAL OFC FUNDS	Group 1	Group 2	Group 3	Group 4	Group 5
\$1,561,000	\$0	\$0	\$60,000	\$0	\$1,501,000

SCHOOL PROJECTS **

Scope	Phase	% of Phase	Comments
Single Point of Entry	Design	90%	Pending permit.
Replacement of building 1	Pending Start		Planning Phase to begin: Q2 2017
Bldg Envelope Impr. (Roof, Window, Ext Wall, etc.)	Pending Start		Planning Phase to begin: Q2 2017
Fire Alarm	Pending Start		Planning Phase to begin: Q2 2017
HVAC Improvements	Pending Start		Planning Phase to begin: Q2 2017
School Choice Enhancement	Pending Start		Process beginning: Q4 2018.

Lauderdale Lakes Middle School



Project Information	
Street Address	3911 NW 30 AVENUE
	LAUDERDALE LAKES
Location Num	1701
Board District	5
Board Member	Dr. Rosalind Osgood
ADEFP Budget *	\$6,847,000

FUNDING YEAR

(Funding year represents the year in which funds are released to initiate project planning and implementation and only includes funding figures for projects managed by OFC. Figures include SMART and DEFP for purposes of the table below.)

TOTAL OFC FUNDS	Group 1	Group 2	Group 3	Group 4	Group 5
\$6,581,000	\$6,581,000	\$0	\$0	\$0	\$0

SCHOOL PROJECTS **

Scope	Phase	% of Phase	Comments
Fire Alarm	Design	60%	60% design documents in review.
Fire Sprinklers	Design	60%	60% design documents in review.
Media Center improvements	Design	60%	60% design documents in review.
Roof repair, stucco and waterproof, interior repairs, HVAC - evaluation, T&B and	Design	60%	60% design documents in review.
School Choice Enhancement	Planning	15%	Scope selections underway

Lauderdale Manors Early Learning and Resource Center



Project Information

Street Address	1400 NW 14 COURT
Location Num	0431
Board District	5
Board Member	Dr. Rosalind Osgood
ADEFP Budget *	\$3,135,056

FUNDING YEAR

(Funding year represents the year in which funds are released to initiate project planning and implementation and only includes funding figures for projects managed by OFC. Figures include SMART and DEFP for purposes of the table below.)

TOTAL OFC FUNDS	Group 1	Group 2	Group 3	Group 4	Group 5
\$3,074,056	\$3,074,056	\$0	\$0	\$0	\$0

SCHOOL PROJECTS **

Scope	Phase	% of Phase	Comments
Bldg Envelope Impr. (Roof, Window, Ext Wall, etc.)	Designer Procurement	90%	Design negotiations completed.
HVAC Improvements	Designer Procurement	90%	Design negotiations completed.
School Choice Enhancement	Planning	90%	Scope selections underway

Lauderhill 6-12 School



Project Information	
Street Address	1901 NW 49 AVENUE
	LAUDERHILL
Location Num	1391
Board District	5
Board Member	Dr. Rosalind Osgood
ADEFP Budget *	\$6,928,000

FUNDING YEAR

(Funding year represents the year in which funds are released to initiate project planning and implementation and only includes funding figures for projects managed by OFC. Figures include SMART and DEFP for purposes of the table below.)

TOTAL OFC FUNDS	Group 1	Group 2	Group 3	Group 4	Group 5
\$6,496,000	\$0	\$6,496,000	\$0	\$0	\$0

SCHOOL PROJECTS **

Scope	Phase	% of Phase	Comments
Fire Alarm	Designer Procurement	70%	Negotiations completed; pending Board
Fire Sprinklers	Designer Procurement	70%	Negotiations completed; pending Board
HVAC Improvements	Designer Procurement	70%	Negotiations completed; pending Board
Media Center improvements	Designer Procurement	70%	Negotiations completed; pending Board
Roof repairs, new elevator, remodel mezzanine, covered walkway, gym lights	Designer Procurement	70%	Negotiations completed; pending Board
Single Point of Entry	Designer Procurement	70%	Negotiations completed; pending Board
Weight Room Renovation	Designer Procurement	70%	Negotiations completed; pending Board
School Choice Enhancement	Planning	5%	Scope selections underway

Lauderhill-Paul Turner Elementary School



Project Information	
Street Address	1500 NW 49 AVENUE
	LAUDERHILL
Location Num	1381
Board District	5
Board Member	Dr. Rosalind Osgood
ADEFP Budget *	\$2,791,000

FUNDING YEAR

(Funding year represents the year in which funds are released to initiate project planning and implementation and only includes funding figures for projects managed by OFC. Figures include SMART and DEFP for purposes of the table below.)

TOTAL OFC FUNDS	Group 1	Group 2	Group 3	Group 4	Group 5
\$2,525,000	\$130,000	\$0	\$0	\$0	\$2,395,000

SCHOOL PROJECTS **

Scope	Phase	% of Phase	Comments
Bldg Envelope Impr. (Roof, Window, Ext Wall, etc.)	Pending Start		Planning Phase to begin: Q1 2018
Fire Sprinklers	Pending Start		Planning Phase to begin: Q1 2018
HVAC Improvements	Pending Start		Planning Phase to begin: Q1 2018
School Choice Enhancement	Pending Start		Process beginning: Q4 2018.

Liberty Elementary School



Project Information

Street Address	2450 BANKS ROAD MARGATE
Location Num	3821
Board District	7
Board Member	Nora Rupert
ADEFP Budget *	\$920,000

FUNDING YEAR

(Funding year represents the year in which funds are released to initiate project planning and implementation and only includes funding figures for projects managed by OFC. Figures include SMART and DEFP for purposes of the table below.)

TOTAL OFC FUNDS	Group 1	Group 2	Group 3	Group 4	Group 5
\$477,000	\$100,000	\$0	\$65,000	\$312,000	\$0

SCHOOL PROJECTS **

Scope	Phase	% of Phase	Comments
School Choice Enhancement	Implementation	30%	Implementation Phase
PE/Athletic Improvements	Pending Start		Planning Phase to begin: Q2 2017
HVAC Improvements	Pending Start		Planning Phase to begin: Q2 2017
Music Room Renovation	Pending Start		Planning Phase to begin: Q2 2017
Conversion of Existing Space to Music and/or Art Lab(s)	Pending Start		Planning Phase to begin: Q2 2017

Lloyd Estates Elementary School



Project Information

Street Address	750 NW 41 STREET
	OAKLAND PARK
Location Num	1091
Board District	3
Board Member	Heather P. Brinkworth
ADEFP Budget *	\$2,581,000

FUNDING YEAR

(Funding year represents the year in which funds are released to initiate project planning and implementation and only includes funding figures for projects managed by OFC. Figures include SMART and DEFP for purposes of the table below.)

TOTAL OFC FUNDS	Group 1	Group 2	Group 3	Group 4	Group 5
\$2,352,000	\$0	\$2,352,000	\$0	\$0	\$0

SCHOOL PROJECTS **

Scope	Phase	% of Phase	Comments
Bldg Envelope Impr. (Roof, Window, Ext Wall, etc.)	Designer Procurement	50%	Board approval scheduled for 2/7/2017.
Fire Alarm	Designer Procurement	50%	Board approval scheduled for 2/7/2017.
Fire Sprinklers	Designer Procurement	50%	Board approval scheduled for 2/7/2017.
HVAC Improvements	Designer Procurement	50%	Board approval scheduled for 2/7/2017.
Media Center improvements	Designer Procurement	50%	Board approval scheduled for 2/7/2017.
School Choice Enhancement	Implementation	20%	Implementation Phase

Lyons Creek Middle School



Project Information	
Street Address	4333 SOL PRESS BOULEVARD COCONUT CREEK
Location Num	3101
Board District	7
Board Member	Nora Rupert
ADEFP Budget *	\$3,767,502

FUNDING YEAR

(Funding year represents the year in which funds are released to initiate project planning and implementation and only includes funding figures for projects managed by OFC. Figures include SMART and DEFP for purposes of the table below.)

TOTAL OFC FUNDS	Group 1	Group 2	Group 3	Group 4	Group 5
\$3,239,502	\$90,502	\$0	\$0	\$0	\$3,149,000

SCHOOL PROJECTS **

Scope	Phase	% of Phase	Comments
Bldg Envelope Impr. (Roof, Window, Ext Wall, etc.)	Pending Start		Planning Phase to begin: Q4 2018
HVAC Improvements	Pending Start		Planning Phase to begin: Q4 2018
Music Room Renovation	Pending Start		Planning Phase to begin: Q4 2018
Conversion of Existing Space to Music and/or Art Lab(s)	Pending Start		Planning Phase to begin: Q4 2018
Art Room Renovation and Equipment	Pending Start		Planning Phase to begin: Q4 2018
School Choice Enhancement	Pending Start		Process beginning: Q4 2018.

Manatee Bay Elementary School



Project Information

Street Address	19200 SW 36 STREET WESTON
Location Num	3841
Board District	6
Board Member	Laurie Rich Levinson
ADEFP Budget *	\$2,468,200

FUNDING YEAR

(Funding year represents the year in which funds are released to initiate project planning and implementation and only includes funding figures for projects managed by OFC. Figures include SMART and DEFP for purposes of the table below.)

TOTAL OFC FUNDS	Group 1	Group 2	Group 3	Group 4	Group 5
\$1,936,200	\$77,200	\$1,859,000	\$0	\$0	\$0

SCHOOL PROJECTS **

Scope	Phase	% of Phase	Comments
Bldg Envelope Impr. (Roof, Window, Ext Wall, etc.)	Design	30%	30% design documents received 11/28/16.
HVAC Improvements	Design	30%	30% design documents received 11/28/16.
Music Room Renovation	Design	30%	30% design documents received 11/28/16.
Conversion of Existing Space to Music and/or Art Lab(s)	Design	30%	30% design documents received 11/28/16.
Art Room Renovation and Equipment	Design	30%	30% design documents received 11/28/16.
School Choice Enhancement	Implementation	61%	Implementation Phase

Maplewood Elementary School



Project Information	
Street Address	9850 RAMBLEWOOD DRIVE CORAL SPRINGS
Location Num	2741
Board District	4
Board Member	Abby M. Freedman
ADEFP Budget *	\$3,122,629

FUNDING YEAR

(Funding year represents the year in which funds are released to initiate project planning and implementation and only includes funding figures for projects managed by OFC. Figures include SMART and DEFP for purposes of the table below.)

TOTAL OFC FUNDS	Group 1	Group 2	Group 3	Group 4	Group 5
\$2,741,629	\$2,379,629	\$0	\$104,000	\$258,000	\$0

SCHOOL PROJECTS **

Scope	Phase	% of Phase	Comments
Bldg Envelope Impr. (Roof, Window, Ext Wall, etc.)	Design	15%	Scope validation complete.
Fire Alarm	Design	15%	Scope validation complete.
School Choice Enhancement	Implementation	60%	Implementation Phase
HVAC Improvements	Pending Start		Planning Phase to begin: Q3 2017
Media Center improvements	Pending Start		Planning Phase to begin: Q3 2017

Margate Elementary School



Project Information	
Street Address	6300 NW 18 STREET MARGATE
Location Num	1161
Board District	4
Board Member	Abby M. Freedman
ADEFP Budget *	\$5,155,753

FUNDING YEAR

(Funding year represents the year in which funds are released to initiate project planning and implementation and only includes funding figures for projects managed by OFC. Figures include SMART and DEFP for purposes of the table below.)

TOTAL OFC FUNDS	Group 1	Group 2	Group 3	Group 4	Group 5
\$4,718,753	\$4,582,753	\$136,000	\$0	\$0	\$0

SCHOOL PROJECTS **

Scope	Phase	% of Phase	Comments
Replacement of building 1	Design	5%	Scope validation in progress.
Bldg Envelope Impr. (Roof, Window, Ext Wall, etc.)	Design	5%	Scope validation in progress.
Fire Sprinklers	Design	5%	Scope validation in progress.
HVAC Improvements	Design	5%	Scope validation in progress.
Music Room Renovation	Design	5%	Scope validation in progress.
Conversion of Existing Space to Music and/or Art Lab(s)	Design	5%	Scope validation in progress.
Single Point of Entry	Design	5%	Scope validation in progress.
School Choice Enhancement	Implementation	55%	Implementation Phase

Margate Middle School



Project Information	
Street Address	500 NW 65 AVENUE MARGATE
Location Num	0581
Board District	7
Board Member	Nora Rupert
ADEFP Budget *	\$9,355,000

FUNDING YEAR

(Funding year represents the year in which funds are released to initiate project planning and implementation and only includes funding figures for projects managed by OFC. Figures include SMART and DEFP for purposes of the table below.)

TOTAL OFC FUNDS	Group 1	Group 2	Group 3	Group 4	Group 5
\$8,969,000	\$0	\$0	\$8,969,000	\$0	\$0

SCHOOL PROJECTS **

Scope	Phase	% of Phase	Comments
Electrical Improvements	Designer Procurement	50%	Pending QSEC meeting.
Bldg Envelope Impr. (Roof, Window, Ext Wall, etc.)	Designer Procurement	50%	Pending QSEC meeting.
Fire Alarm	Designer Procurement	50%	Pending QSEC meeting.
Fire Sprinklers	Designer Procurement	50%	Pending QSEC meeting.
HVAC Improvements	Designer Procurement	50%	Pending QSEC meeting.
Media Center improvements	Designer Procurement	50%	Pending QSEC meeting.
Conversion of Existing Space to Music and/or Art Lab(s)	Designer Procurement	50%	Pending QSEC meeting.
Art Room Renovation and Equipment	Designer Procurement	50%	Pending QSEC meeting.
Safety / Security Upgrade	Designer Procurement	50%	Pending QSEC meeting.
Single Point of Entry	Designer Procurement	50%	Pending QSEC meeting.
School Choice Enhancement	Planning	10%	Meeting to be scheduled to review SCEP.

Markham, C. Robert Elementary School



Project Information	
Street Address	1501 NW 15 AVENUE
	POMPANO BEACH
Location Num	1671
Board District	7
Board Member	Nora Rupert
ADEFP Budget *	\$9,510,000

FUNDING YEAR

(Funding year represents the year in which funds are released to initiate project planning and implementation and only includes funding figures for projects managed by OFC. Figures include SMART and DEFP for purposes of the table below.)

TOTAL OFC FUNDS	Group 1	Group 2	Group 3	Group 4	Group 5
\$9,259,000	\$0	\$0	\$0	\$9,259,000	\$0

SCHOOL PROJECTS **

Scope	Phase	% of Phase	Comments
Replacement of building 1	Pending Start		Planning Phase to begin: Q3 2017
Bldg Envelope Impr. (Roof, Window, Ext Wall, etc.)	Pending Start		Planning Phase to begin: Q3 2017
Fire Alarm	Pending Start		Planning Phase to begin: Q3 2017
Fire Sprinklers	Pending Start		Planning Phase to begin: Q3 2017
HVAC Improvements	Pending Start		Planning Phase to begin: Q3 2017
School Choice Enhancement	Pending Start		Process beginning: Q4 2017.

McArthur High School



Project Information	
Street Address	6501 HOLLYWOOD BOULEVARD HOLLYWOOD
Location Num	0241
Board District	1
Board Member	Ann Murray
ADEFP Budget *	\$12,910,921

FUNDING YEAR

(Funding year represents the year in which funds are released to initiate project planning and implementation and only includes funding figures for projects managed by OFC. Figures include SMART and DEFP for purposes of the table below.)

TOTAL OFC FUNDS	Group 1	Group 2	Group 3	Group 4	Group 5
\$12,130,921	\$467,921	\$0	\$540,000	\$11,123,000	\$0

SCHOOL PROJECTS **

Scope	Phase	% of Phase	Comments
Single Point of Entry	Complete Prior	100%	Scope of work completed prior to 2016.
Replacement of building 1	Pending Start		Planning Phase to begin: Q2 2017
Electrical Improvements	Pending Start		Planning Phase to begin: Q2 2017
Bldg Envelope Impr. (Roof, Window, Ext Wall, etc.)	Pending Start		Planning Phase to begin: Q2 2017
Fire Sprinklers	Pending Start		Planning Phase to begin: Q2 2017
HVAC Improvements	Pending Start		Planning Phase to begin: Q2 2017
Media Center improvements	Pending Start		Planning Phase to begin: Q2 2017
Safety / Security Upgrade	Pending Start		Planning Phase to begin: Q2 2017
School Choice Enhancement	Pending Start		Process beginning: Q4 2017.
STEM Lab improvements	Pending Start		Planning Phase to begin: Q2 2017
Weight Room Renovation	Pending Start		Planning Phase to begin: Q2 2017

McFatter Technical College



Project Information	
Street Address	6500 NOVA DRIVE
	DAVIE
Location Num	1291
Board District	6
Board Member	Laurie Rich Levinson
ADEFP Budget *	\$7,959,525

FUNDING YEAR

(Funding year represents the year in which funds are released to initiate project planning and implementation and only includes funding figures for projects managed by OFC. Figures include SMART and DEFP for purposes of the table below.)

TOTAL OFC FUNDS	Group 1	Group 2	Group 3	Group 4	Group 5
\$7,471,525	\$3,343,525	\$4,128,000	\$0	\$0	\$0

SCHOOL PROJECTS **

Scope	Phase	% of Phase	Comments
Electrical Improvements	Designer Procurement	95%	ATP sent to designer for signature.
Bldg Envelope Impr. (Roof, Window, Ext Wall, etc.)	Designer Procurement	95%	ATP sent to designer for signature.
Fire Alarm	Designer Procurement	95%	ATP sent to designer for signature.
Fire Sprinklers	Designer Procurement	95%	ATP sent to designer for signature.
HVAC repairs to include buildings 1,2,4,5.	Designer Procurement	95%	ATP sent to designer for signature.
Media Center improvements	Designer Procurement	95%	ATP sent to designer for signature.
Safety / Security Upgrade	Designer Procurement	95%	ATP sent to designer for signature.
School Choice Enhancement	Implementation	25%	Implementation Phase

McFatter Technical, Broward Fire Academy



Project Information	
Street Address	2600 SW 71 TERRACE
Location Num	2771
Board District	6
Board Member	Laurie Rich Levinson
ADEFP Budget *	\$369,000

FUNDING YEAR

(Funding year represents the year in which funds are released to initiate project planning and implementation and only includes funding figures for projects managed by OFC. Figures include SMART and DEFP for purposes of the table below.)

TOTAL OFC FUNDS	Group 1	Group 2	Group 3	Group 4	Group 5
\$356,000	\$249,000	\$0	\$107,000	\$0	\$0

SCHOOL PROJECTS **

Scope	Phase	% of Phase	Comments
Bldg Envelope Impr. (Roof, Window, Ext Wall, etc.)	Designer Procurement	10%	Designer negotiations underway
Fire Sprinklers	Designer Procurement	10%	Designer negotiations underway
School Choice Enhancement	Implementation	10%	Implementation Phase

McNab Elementary School



Project Information

Street Address	1350 SE 9 AVENUE
	POMPANO BEACH
Location Num	0841
Board District	3
Board Member	Heather P. Brinkworth
ADEFP Budget *	\$1,714,000

FUNDING YEAR

(Funding year represents the year in which funds are released to initiate project planning and implementation and only includes funding figures for projects managed by OFC. Figures include SMART and DEFP for purposes of the table below.)

TOTAL OFC FUNDS	Group 1	Group 2	Group 3	Group 4	Group 5
\$1,396,000	\$0	\$0	\$1,396,000	\$0	\$0

SCHOOL PROJECTS **

Scope	Phase	% of Phase	Comments
Bldg Envelope Impr. (Roof, Window, Ext Wall, etc.)	Designer Procurement	25%	Design services in negotiations.
HVAC Improvements	Designer Procurement	25%	Design services in negotiations.
School Choice Enhancement	Planning	10%	Meeting to be scheduled to review SCEP.

McNicol Middle School



Project Information	
Street Address	1602 S 27 AVENUE
	HOLLYWOOD
Location Num	0481
Board District	1
Board Member	Ann Murray
ADEFP Budget *	\$1,843,000

FUNDING YEAR

(Funding year represents the year in which funds are released to initiate project planning and implementation and only includes funding figures for projects managed by OFC. Figures include SMART and DEFP for purposes of the table below.)

TOTAL OFC FUNDS	Group 1	Group 2	Group 3	Group 4	Group 5
\$1,678,000	\$121,000	\$276,000	\$233,000	\$1,048,000	\$0

SCHOOL PROJECTS **

Scope	Phase	% of Phase	Comments
Single Point of Entry	Design	30%	Design projected completion March 2017.
Bldg Envelope Impr. (Roof, Window, Ext Wall, etc.)	Designer Procurement	5%	Planning Phase to begin: Q4 2016
Fire Sprinklers	Designer Procurement	5%	Planning Phase to begin: Q4 2016
School Choice Enhancement	Implementation	50%	Implementation Phase
HVAC Improvements	Pending Start		Planning Phase to begin: Q4 2017
Music Room Renovation	Pending Start		Planning Phase to begin: Q4 2017
Conversion of Existing Space to Music and/or Art Lab(s)	Pending Start		Planning Phase to begin: Q4 2017

Meadowbrook Elementary School



Project Information	
Street Address	2300 SW 46 AVENUE
	FORT LAUDERDALE
Location Num	0761
Board District	3
Board Member	Heather P. Brinkworth
ADEFP Budget *	\$1,434,000

FUNDING YEAR

(Funding year represents the year in which funds are released to initiate project planning and implementation and only includes funding figures for projects managed by OFC. Figures include SMART and DEFP for purposes of the table below.)

TOTAL OFC FUNDS	Group 1	Group 2	Group 3	Group 4	Group 5
\$1,161,000	\$0	\$0	\$0	\$0	\$1,161,000

SCHOOL PROJECTS **

Scope	Phase	% of Phase	Comments
Electrical Improvements	Pending Start		Planning Phase to begin: Q2 2018
Bldg Envelope Impr. (Roof, Window, Ext Wall, etc.)	Pending Start		Planning Phase to begin: Q2 2018
Fire Sprinklers	Pending Start		Planning Phase to begin: Q2 2018
HVAC Improvements	Pending Start		Planning Phase to begin: Q2 2018
School Choice Enhancement	Pending Start		Process beginning: Q4 2018.

Millennium Middle School



Project Information

Street Address	5803 NW 94 AVENUE TAMARAC
Location Num	4772
Board District	4
Board Member	Abby M. Freedman
ADEFP Budget *	\$3,549,000

FUNDING YEAR

(Funding year represents the year in which funds are released to initiate project planning and implementation and only includes funding figures for projects managed by OFC. Figures include SMART and DEFP for purposes of the table below.)

TOTAL OFC FUNDS	Group 1	Group 2	Group 3	Group 4	Group 5
\$3,035,000	\$0	\$0	\$0	\$3,035,000	\$0

SCHOOL PROJECTS **

Scope	Phase	% of Phase	Comments
Bldg Envelope Impr. (Roof, Window, Ext Wall, etc.)	Pending Start		Planning Phase to begin: Q4 2017
Fire Alarm	Pending Start		Planning Phase to begin: Q4 2017
HVAC Improvements	Pending Start		Planning Phase to begin: Q4 2017
Conversion of Existing Space to Music and/or Art Lab(s)	Pending Start		Planning Phase to begin: Q4 2017
Art Room Renovation and Equipment	Pending Start		Planning Phase to begin: Q4 2017
School Choice Enhancement	Pending Start		Process beginning: Q4 2017.

Miramar Elementary School



Project Information	
Street Address	6831 SW 26 STREET
	MIRAMAR
Location Num	0531
Board District	1
Board Member	Ann Murray
ADEFP Budget *	\$4,271,000

FUNDING YEAR

(Funding year represents the year in which funds are released to initiate project planning and implementation and only includes funding figures for projects managed by OFC. Figures include SMART and DEFP for purposes of the table below.)

TOTAL OFC FUNDS	Group 1	Group 2	Group 3	Group 4	Group 5
\$3,898,000	\$3,898,000	\$0	\$0	\$0	\$0

SCHOOL PROJECTS **

Scope	Phase	% of Phase	Comments
Bldg Envelope Impr. (Roof, Window, Ext Wall, etc.)	Design	0%	ATP sent to Capital on 11/28/16.
HVAC Improvements	Design	0%	ATP sent to Capital on 11/28/16.
School Choice Enhancement	Planning	15%	Scope selections underway

Miramar High School



Project Information

Street Address	3601 SW 89 AVENUE
	MIRAMAR
Location Num	1751
Board District	2
Board Member	Patricia Good
ADEFP Budget *	\$13,214,000

FUNDING YEAR

(Funding year represents the year in which funds are released to initiate project planning and implementation and only includes funding figures for projects managed by OFC. Figures include SMART and DEFP for purposes of the table below.)

TOTAL OFC FUNDS	Group 1	Group 2	Group 3	Group 4	Group 5
\$12,068,000	\$300,000	\$0	\$540,000	\$11,228,000	\$0

SCHOOL PROJECTS **

Scope	Phase	% of Phase	Comments
Single Point of Entry	Design	90%	Pending permit.
Electrical Improvements	Pending Start		Planning Phase to begin: Q3 2017
Bldg Envelope Impr. (Roof, Window, Ext Wall, etc.)	Pending Start		Planning Phase to begin: Q3 2017
Fire Alarm	Pending Start		Planning Phase to begin: Q3 2017
Fire Sprinklers	Pending Start		Planning Phase to begin: Q3 2017
HVAC Improvements	Pending Start		Planning Phase to begin: Q3 2017
Media Center improvements	Pending Start		Planning Phase to begin: Q3 2017
Music Room Renovation	Pending Start		Planning Phase to begin: Q3 2017
Conversion of Existing Space to Music and/or Art Lab(s)	Pending Start		Planning Phase to begin: Q3 2017
School Choice Enhancement	Pending Start		Process beginning: Q4 2017.
STEM Lab improvements	Pending Start		Planning Phase to begin: Q3 2017
Weight Room Renovation	Pending Start		Planning Phase to begin: Q3 2017
Track Resurfacing	Planning	10%	Scheduled Q2 2017

Mirror Lake Elementary School



Project Information	
Street Address	1200 NW 72 AVENUE
	PLANTATION
Location Num	1841
Board District	5
Board Member	Dr. Rosalind Osgood
ADEFP Budget *	\$2,015,000

FUNDING YEAR

(Funding year represents the year in which funds are released to initiate project planning and implementation and only includes funding figures for projects managed by OFC. Figures include SMART and DEFP for purposes of the table below.)

TOTAL OFC FUNDS	Group 1	Group 2	Group 3	Group 4	Group 5
\$1,820,000	\$0	\$0	\$1,820,000	\$0	\$0

SCHOOL PROJECTS **

Scope	Phase	% of Phase	Comments
Bldg Envelope Impr. (Roof, Window, Ext Wall, etc.)	Designer Procurement	30%	Design services in negotiations.
Fire Sprinklers	Designer Procurement	30%	Design services in negotiations.
HVAC Improvements	Designer Procurement	30%	Design services in negotiations.
Media Center improvements	Designer Procurement	30%	Design services in negotiations.
School Choice Enhancement	Planning	10%	Meeting to be scheduled to review SCEP.

Monarch High School



Project Information

Street Address	5050 WILES ROAD COCONUT CREEK
Location Num	3541
Board District	7
Board Member	Nora Rupert
ADEFP Budget *	\$3,959,000

FUNDING YEAR

(Funding year represents the year in which funds are released to initiate project planning and implementation and only includes funding figures for projects managed by OFC. Figures include SMART and DEFP for purposes of the table below.)

TOTAL OFC FUNDS	Group 1	Group 2	Group 3	Group 4	Group 5
\$2,745,000	\$0	\$0	\$300,000	\$0	\$2,445,000

SCHOOL PROJECTS **

Scope	Phase	% of Phase	Comments
Bldg Envelope Impr. (Roof, Window, Ext Wall, etc.)	Pending Start		Planning Phase to begin: Q3 2018
HVAC Improvements	Pending Start		Planning Phase to begin: Q3 2018
School Choice Enhancement	Pending Start		Process beginning: Q4 2017.
Weight Room Renovation	Pending Start		Planning Phase to begin: Q3 2018
Track Resurfacing	Planning	25%	New bids received and under review

Morrow Elementary School



Project Information

Street Address	408 SW 76 TERRACE
	NORTH LAUDERDALE
Location Num	2691
Board District	4
Board Member	Abby M. Freedman
ADEFP Budget *	\$2,757,623

FUNDING YEAR

(Funding year represents the year in which funds are released to initiate project planning and implementation and only includes funding figures for projects managed by OFC. Figures include SMART and DEFP for purposes of the table below.)

TOTAL OFC FUNDS	Group 1	Group 2	Group 3	Group 4	Group 5
\$2,546,623	\$1,746,623	\$0	\$593,000	\$207,000	\$0

SCHOOL PROJECTS **

Scope	Phase	% of Phase	Comments
Single Point of Entry	Complete Prior	100%	Work completed prior to 2016.
Fire Sprinkler Protection and Fire Alarm	Designer Procurement	30%	Pending fee proposal from designer.
Electrical Improvements	Pending Start		Planning Phase to begin: Q2 2017, Site visit
HVAC Improvements	Pending Start		Planning Phase to begin: Q2 2017, Site visit
Media Center improvements	Pending Start		Planning Phase to begin: Q2 2017, Site visit
School Choice Enhancement	Planning	5%	Scope selections underway

New Renaissance Middle School



Project Information

Street Address	10701 MIRAMAR BOULEVARD MIRAMAR
Location Num	3911
Board District	2
Board Member	Patricia Good
ADEFP Budget *	\$4,046,000

FUNDING YEAR

(Funding year represents the year in which funds are released to initiate project planning and implementation and only includes funding figures for projects managed by OFC. Figures include SMART and DEFP for purposes of the table below.)

TOTAL OFC FUNDS	Group 1	Group 2	Group 3	Group 4	Group 5
\$3,654,000	\$0	\$0	\$0	\$0	\$3,654,000

SCHOOL PROJECTS **

Scope	Phase	% of Phase	Comments
Bldg Envelope Impr. (Roof, Window, Ext Wall, etc.)	Pending Start		Planning Phase to begin: Q4 2018
HVAC Improvements	Pending Start		Planning Phase to begin: Q4 2018
School Choice Enhancement	Pending Start		Process beginning: Q4 2017.

New River Middle School



Project Information	
Street Address	3100 RIVERLAND ROAD FORT LAUDERDALE
Location Num	0881
Board District	3
Board Member	Heather P. Brinkworth
ADEFP Budget *	\$2,754,000

FUNDING YEAR

(Funding year represents the year in which funds are released to initiate project planning and implementation and only includes funding figures for projects managed by OFC. Figures include SMART and DEFP for purposes of the table below.)

TOTAL OFC FUNDS	Group 1	Group 2	Group 3	Group 4	Group 5
\$2,342,000	\$2,342,000	\$0	\$0	\$0	\$0

SCHOOL PROJECTS **

Scope	Phase	% of Phase	Comments
Bldg Envelope Impr. (Roof, Window, Ext Wall, etc.)	Design	0%	Designer ATP in processing.
HVAC Improvements	Design	0%	Designer ATP in processing.
School Choice Enhancement	Implementation	17%	Implementation Phase

Nob Hill Elementary School



Project Information	
Street Address	2100 NW 104 AVENUE
	SUNRISE
Location Num	2671
Board District	5
Board Member	Dr. Rosalind Osgood
ADEFP Budget *	\$2,404,612

FUNDING YEAR

(Funding year represents the year in which funds are released to initiate project planning and implementation and only includes funding figures for projects managed by OFC. Figures include SMART and DEFP for purposes of the table below.)

TOTAL OFC FUNDS	Group 1	Group 2	Group 3	Group 4	Group 5
\$2,050,612	\$91,612	\$0	\$0	\$0	\$1,959,000

SCHOOL PROJECTS **

Scope	Phase	% of Phase	Comments
Electrical Improvements	Pending Start		Planning Phase to begin: Q2 2018
Bldg Envelope Impr. (Roof, Window, Ext Wall, etc.)	Pending Start		Planning Phase to begin: Q2 2018
Fire Alarm	Pending Start		Planning Phase to begin: Q2 2018
Fire Sprinklers	Pending Start		Planning Phase to begin: Q2 2018
HVAC Improvements	Pending Start		Planning Phase to begin: Q2 2018
Media Center improvements	Pending Start		Planning Phase to begin: Q2 2018
School Choice Enhancement	Pending Start		Process beginning: Q4 2017.

Norcrest Elementary School



Project Information	
Street Address	3951 NE 16 AVENUE
	POMPANO BEACH
Location Num	0561
Board District	7
Board Member	Nora Rupert
ADEFP Budget *	\$2,695,000

FUNDING YEAR

(Funding year represents the year in which funds are released to initiate project planning and implementation and only includes funding figures for projects managed by OFC. Figures include SMART and DEFP for purposes of the table below.)

TOTAL OFC FUNDS	Group 1	Group 2	Group 3	Group 4	Group 5
\$2,210,000	\$100,000	\$0	\$2,110,000	\$0	\$0

SCHOOL PROJECTS **

Scope	Phase	% of Phase	Comments
School Choice Enhancement	Implementation	72%	Implementation Phase
Bldg Envelope Impr. (Roof, Window, Ext Wall, etc.)	Pending Start		Planning Phase to begin: Q2 2017
HVAC Improvements	Pending Start		Planning Phase to begin: Q2 2017
Media Center improvements	Pending Start		Planning Phase to begin: Q2 2017

North Andrews Gardens Elementary School



Project Information	
Street Address	345 NE 56 STREET
	FORT LAUDERDALE
Location Num	0521
Board District	3
Board Member	Heather P. Brinkworth
ADEFP Budget *	\$2,807,000

FUNDING YEAR

(Funding year represents the year in which funds are released to initiate project planning and implementation and only includes funding figures for projects managed by OFC. Figures include SMART and DEFP for purposes of the table below.)

TOTAL OFC FUNDS	Group 1	Group 2	Group 3	Group 4	Group 5
\$2,438,000	\$18,000	\$0	\$60,000	\$0	\$2,360,000

SCHOOL PROJECTS **

Scope	Phase	% of Phase	Comments
Single Point of Entry	Design	30%	Design projected completion March 2017.
Bldg Envelope Impr. (Roof, Window, Ext Wall, etc.)	Pending Start		Planning Phase to begin: Q1 2018
HVAC Improvements	Pending Start		Planning Phase to begin: Q1 2018
School Choice Enhancement	Pending Start		Process beginning: Q4 2017.
Fire Sprinklers	Planning	5%	Pending assignment to Continuing Contract

North Fork Elementary School



Project Information	
Street Address	101 NW 15 AVENUE
	FORT LAUDERDALE
Location Num	1191
Board District	5
Board Member	Dr. Rosalind Osgood
ADEFP Budget *	\$2,421,617

FUNDING YEAR

(Funding year represents the year in which funds are released to initiate project planning and implementation and only includes funding figures for projects managed by OFC. Figures include SMART and DEFP for purposes of the table below.)

TOTAL OFC FUNDS	Group 1	Group 2	Group 3	Group 4	Group 5
\$2,316,617	\$2,316,617	\$0	\$0	\$0	\$0

SCHOOL PROJECTS **

Scope	Phase	% of Phase	Comments
Remodel Reception area incl. millwork, addition of one new door and relocation	Design	10%	Design projected completion March 2017.
Bldg Envelope Impr. (Roof, Window, Ext Wall, etc.)	Designer Procurement	60%	Planning Phase to begin: Q4 2016
Fire Sprinklers	Designer Procurement	60%	Planning Phase to begin: Q4 2016
HVAC Improvements	Designer Procurement	60%	Planning Phase to begin: Q4 2016
School Choice Enhancement	Planning	5%	Scope selections underway

North Lauderdale Elementary School



Project Information	
Street Address	7500 KIMBERLY BOULEVARD NORTH LAUDERDALE
Location Num	2231
Board District	4
Board Member	Abby M. Freedman
ADEFP Budget *	\$1,840,000

FUNDING YEAR

(Funding year represents the year in which funds are released to initiate project planning and implementation and only includes funding figures for projects managed by OFC. Figures include SMART and DEFP for purposes of the table below.)

TOTAL OFC FUNDS	Group 1	Group 2	Group 3	Group 4	Group 5
\$1,536,000	\$514,000	\$795,000	\$78,000	\$149,000	\$0

SCHOOL PROJECTS **

Scope	Phase	% of Phase	Comments
Bldg Envelope Impr. (Roof, Window, Ext Wall, etc.)	Designer Procurement	10%	Planning Phase to begin: Q2 2017
Fire Alarm	Designer Procurement	75%	Received designer fee proposal.
Fire Sprinklers	Designer Procurement	75%	Received designer fee proposal.
HVAC Improvements	Designer Procurement	75%	Received designer fee proposal.
Media Center improvements	Designer Procurement	10%	Planning Phase to begin: Q2 2017
School Choice Enhancement	Planning	5%	Scope selections underway

North Side Elementary School



Project Information	
Street Address	120 NE 11 STREET
	FORT LAUDERDALE
Location Num	0041
Board District	3
Board Member	Heather P. Brinkworth
ADEFP Budget *	\$2,016,000

FUNDING YEAR

(Funding year represents the year in which funds are released to initiate project planning and implementation and only includes funding figures for projects managed by OFC. Figures include SMART and DEFP for purposes of the table below.)

TOTAL OFC FUNDS	Group 1	Group 2	Group 3	Group 4	Group 5
\$1,856,000	\$0	\$0	\$1,856,000	\$0	\$0

SCHOOL PROJECTS **

Scope	Phase	% of Phase	Comments
Bldg Envelope Impr. (Roof, Window, Ext Wall, etc.)	Designer Procurement	25%	Designer services in negotiations.
HVAC Improvements	Designer Procurement	25%	Designer services in negotiations.
Single Point of Entry	Pending Start		Design negotiations underway.
School Choice Enhancement	Planning	10%	Meeting to be scheduled to review SCEP.

Northeast High School



Project Information	
Street Address	700 NE 56 STREET OAKLAND PARK
Location Num	1241
Board District	3
Board Member	Heather P. Brinkworth
ADEFP Budget *	\$15,811,000

FUNDING YEAR

(Funding year represents the year in which funds are released to initiate project planning and implementation and only includes funding figures for projects managed by OFC. Figures include SMART and DEFP for purposes of the table below.)

TOTAL OFC FUNDS	Group 1	Group 2	Group 3	Group 4	Group 5
\$14,647,000	\$14,647,000	\$0	\$0	\$0	\$0

SCHOOL PROJECTS **

Scope	Phase	% of Phase	Comments
ADA renovations related to educational adequacy	Design	30%	30% design in review; CMaR ATP in progress.
Electrical Improvements	Design	30%	30% design in review; CMaR ATP in progress.
Fire Alarm	Design	30%	30% design in review; CMaR ATP in progress.
Fire Sprinklers	Design	30%	30% design in review; CMaR ATP in progress.
HVAC Improvements	Design	30%	30% design in review; CMaR ATP in progress.
Re-Roofing.	Design	30%	30% design in review; CMaR ATP in progress.
Safety / Security Upgrade	Design	30%	30% design in review; CMaR ATP in progress.
Single Point of Entry	Design	30%	30% design in review; CMaR ATP in progress.
STEM Lab improvements	Design	30%	30% design in review; CMaR ATP in progress.
Weight Room Renovation	Design	30%	30% design in review; CMaR ATP in progress.
School Choice Enhancement	Implementation	30%	Implementation Phase

Nova Blanche Forman Elementary School



Project Information	
Street Address	3521 SW DAVIE ROAD
	DAVIE
Location Num	1282
Board District	6
Board Member	Laurie Rich Levinson
ADEFP Budget *	\$2,375,000

FUNDING YEAR

(Funding year represents the year in which funds are released to initiate project planning and implementation and only includes funding figures for projects managed by OFC. Figures include SMART and DEFP for purposes of the table below.)

TOTAL OFC FUNDS	Group 1	Group 2	Group 3	Group 4	Group 5
\$2,043,000	\$0	\$0	\$195,000	\$0	\$1,848,000

SCHOOL PROJECTS **

Scope	Phase	% of Phase	Comments
Bldg Envelope Impr. (Roof, Window, Ext Wall, etc.)	Pending Start		Planning Phase to begin: Q3 2018
HVAC Improvements	Pending Start		Planning Phase to begin: Q3 2018
School Choice Enhancement	Pending Start		Process beginning: Q4 2018.
Single Point of Entry	Pending Start		Fencing - Work to be completed by PPO

Nova Dwight D. Eisenhower Elementary School



Project Information

Street Address	6501 SW 39 STREET
	DAVIE
Location Num	1271
Board District	6
Board Member	Laurie Rich Levinson
ADEFP Budget *	\$1,520,000

FUNDING YEAR

(Funding year represents the year in which funds are released to initiate project planning and implementation and only includes funding figures for projects managed by OFC. Figures include SMART and DEFP for purposes of the table below.)

TOTAL OFC FUNDS	Group 1	Group 2	Group 3	Group 4	Group 5
\$1,326,000	\$0	\$0	\$195,000	\$0	\$1,131,000

SCHOOL PROJECTS **

Scope	Phase	% of Phase	Comments
Single Point of Entry	Design	10%	Design projected completion March 2017.
Electrical Improvements	Pending Start		Planning Phase to begin: Q3 2017
Bldg Envelope Impr. (Roof, Window, Ext Wall, etc.)	Pending Start		Planning Phase to begin: Q3 2017
Fire Alarm	Pending Start		Planning Phase to begin: Q3 2017
Media Center improvements	Pending Start		Planning Phase to begin: Q3 2017
School Choice Enhancement	Pending Start		Process beginning: Q4 2018.

Nova High School



Project Information	
Street Address	3600 COLLEGE AVENUE DAVIE
Location Num	1281
Board District	6
Board Member	Laurie Rich Levinson
ADEFP Budget *	\$21,216,000

FUNDING YEAR

(Funding year represents the year in which funds are released to initiate project planning and implementation and only includes funding figures for projects managed by OFC. Figures include SMART and DEFP for purposes of the table below.)

TOTAL OFC FUNDS	Group 1	Group 2	Group 3	Group 4	Group 5
\$20,057,000	\$0	\$19,947,000	\$110,000	\$0	\$0

SCHOOL PROJECTS **

Scope	Phase	% of Phase	Comments
Electrical Improvements	Designer Procurement	40%	Negotiations complete.
Bldg Envelope Impr. (Roof, Window, Ext Wall, etc.)	Designer Procurement	40%	Negotiations complete.
Fire Alarm	Designer Procurement	40%	Negotiations complete.
HVAC Improvements	Designer Procurement	40%	Negotiations complete.
Media Center improvements	Designer Procurement	40%	Negotiations complete.
Music Room Renovation	Designer Procurement	40%	Negotiations complete.
Art Room Renovation and Equipment	Designer Procurement	40%	Negotiations complete.
Safety / Security Upgrade	Designer Procurement	40%	Negotiations complete.
Single Point of Entry	Designer Procurement	5%	Early package from Primary designer.
STEM Lab improvements	Designer Procurement	40%	Negotiations complete.
Weight Room Renovation	Designer Procurement	40%	Negotiations complete.
School Choice Enhancement	Implementation	30%	Implementation Phase

Nova Middle School



Project Information	
Street Address	3602 COLLEGE AVENUE
	DAVIE
Location Num	1311
Board District	6
Board Member	Laurie Rich Levinson
ADEFP Budget *	\$4,018,000

FUNDING YEAR

(Funding year represents the year in which funds are released to initiate project planning and implementation and only includes funding figures for projects managed by OFC. Figures include SMART and DEFP for purposes of the table below.)

TOTAL OFC FUNDS	Group 1	Group 2	Group 3	Group 4	Group 5
\$3,605,000	\$0	\$0	\$3,605,000	\$0	\$0

SCHOOL PROJECTS **

Scope	Phase	% of Phase	Comments
Bldg Envelope Impr. (Roof, Window, Ext Wall, etc.)	Planning	80%	Pending Board approval to advertise.
Fire Sprinklers	Planning	80%	Pending Board approval to advertise.
HVAC Improvements	Planning	80%	Pending Board approval to advertise.
Conversion of Existing Space to Music and/or Art Lab(s)	Planning	80%	Pending Board approval to advertise.
Art Room Renovation and Equipment	Planning	80%	Pending Board approval to advertise.
School Choice Enhancement	Planning	10%	Meeting to be scheduled to review SCEP.

Oakland Park Elementary School



Project Information	
Street Address	936 NE 33 STREET
	OAKLAND PARK
Location Num	0031
Board District	3
Board Member	Heather P. Brinkworth
ADEFP Budget *	\$3,479,000

FUNDING YEAR

(Funding year represents the year in which funds are released to initiate project planning and implementation and only includes funding figures for projects managed by OFC. Figures include SMART and DEFP for purposes of the table below.)

TOTAL OFC FUNDS	Group 1	Group 2	Group 3	Group 4	Group 5
\$3,161,000	\$0	\$0	\$3,161,000	\$0	\$0

SCHOOL PROJECTS **

Scope	Phase	% of Phase	Comments
Electrical Improvements	Planning	80%	Pending Board approval to advertise.
Bldg Envelope Impr. (Roof, Window, Ext Wall, etc.)	Planning	80%	Pending Board approval to advertise.
Fire Alarm	Planning	80%	Pending Board approval to advertise.
HVAC Improvements	Planning	80%	Pending Board approval to advertise.
School Choice Enhancement	Planning	10%	Meeting to be scheduled to review SCEP.

Oakridge Elementary School



Project Information	
Street Address	1507 N 28 AVENUE HOLLYWOOD
Location Num	0461
Board District	1
Board Member	Ann Murray
ADEFP Budget *	\$4,058,000

FUNDING YEAR

(Funding year represents the year in which funds are released to initiate project planning and implementation and only includes funding figures for projects managed by OFC. Figures include SMART and DEFP for purposes of the table below.)

TOTAL OFC FUNDS	Group 1	Group 2	Group 3	Group 4	Group 5
\$3,766,000	\$3,766,000	\$0	\$0	\$0	\$0

SCHOOL PROJECTS **

Scope	Phase	% of Phase	Comments
Replacement of building 2	Design	10%	Project in Validation phase.
Bldg Envelope Impr. (Roof, Window, Ext Wall, etc.)	Design	10%	Project in Validation phase.
Fire Alarm	Design	10%	Project in Validation phase.
HVAC Improvements	Design	10%	Project in Validation phase.
Media Center improvements	Design	10%	Project in Validation phase.
Single Point of Entry	Design	10%	Project in Validation phase.
School Choice Enhancement	Implementation	55%	Implementation Phase

Olsen Middle School



Project Information	
Street Address	330 SE 11 TERRACE DANIA
Location Num	0471
Board District	1
Board Member	Ann Murray
ADEFP Budget *	\$7,830,000

FUNDING YEAR

(Funding year represents the year in which funds are released to initiate project planning and implementation and only includes funding figures for projects managed by OFC. Figures include SMART and DEFP for purposes of the table below.)

TOTAL OFC FUNDS	Group 1	Group 2	Group 3	Group 4	Group 5
\$7,406,000	\$19,000	\$0	\$7,387,000	\$0	\$0

SCHOOL PROJECTS **

Scope	Phase	% of Phase	Comments
Single Point of Entry	Design	90%	Pending permit.
Electrical Improvements	Planning	5%	Planning Phase to begin: Q4 2016
Bldg Envelope Impr. (Roof, Window, Ext Wall, etc.)	Planning	5%	Planning Phase to begin: Q4 2016
Fire Sprinklers	Planning	5%	Planning Phase to begin: Q4 2016
HVAC Improvements	Planning	5%	Planning Phase to begin: Q4 2016
Media Center improvements	Planning	5%	Planning Phase to begin: Q4 2016
Safety / Security Upgrade	Planning	5%	Planning Phase to begin: Q4 2016
School Choice Enhancement	Planning	10%	Meeting to be scheduled to review SCEP.

Orange Brook Elementary School



Project Information	
Street Address	715 S 46 AVENUE
	HOLLYWOOD
Location Num	0711
Board District	1
Board Member	Ann Murray
ADEFP Budget *	\$432,000

FUNDING YEAR

(Funding year represents the year in which funds are released to initiate project planning and implementation and only includes funding figures for projects managed by OFC. Figures include SMART and DEFP for purposes of the table below.)

TOTAL OFC FUNDS	Group 1	Group 2	Group 3	Group 4	Group 5
\$100,000	\$100,000	\$0	\$0	\$0	\$0

SCHOOL PROJECTS **

Scope	Phase	% of Phase	Comments
School Choice Enhancement	Implementation	10%	Implementation Phase

Oriole Elementary School



Project Information	
Street Address	3081 NW 39 STREET
	LAUDERDALE LAKES
Location Num	1831
Board District	5
Board Member	Dr. Rosalind Osgood
ADEFP Budget *	\$3,568,000

FUNDING YEAR

(Funding year represents the year in which funds are released to initiate project planning and implementation and only includes funding figures for projects managed by OFC. Figures include SMART and DEFP for purposes of the table below.)

TOTAL OFC FUNDS	Group 1	Group 2	Group 3	Group 4	Group 5
\$3,276,000	\$845,000	\$304,000	\$813,000	\$1,314,000	\$0

SCHOOL PROJECTS **

Scope	Phase	% of Phase	Comments
Bldg Envelope Impr. (Roof, Window, Ext Wall, etc.)	Pending Start		Planning phase to begin: Q2 2017
HVAC Improvements	Pending Start		Planning phase to begin: Q2 2017
Media Center improvements	Pending Start		Planning phase to begin: Q2 2017
Fire Alarm	Planning	5%	Pending assignment to Continuing Contract
Fire Sprinklers	Planning	5%	Pending assignment to Continuing Contract
School Choice Enhancement	Planning	5%	Scope selections underway

Palm Cove Elementary School



Project Information	
Street Address	11601 WASHINGTON STREET PEMBROKE PINES
Location Num	3311
Board District	2
Board Member	Patricia Good
ADEFP Budget *	\$2,650,000

FUNDING YEAR

(Funding year represents the year in which funds are released to initiate project planning and implementation and only includes funding figures for projects managed by OFC. Figures include SMART and DEFP for purposes of the table below.)

TOTAL OFC FUNDS	Group 1	Group 2	Group 3	Group 4	Group 5
\$2,312,000	\$0	\$0	\$2,312,000	\$0	\$0

SCHOOL PROJECTS **

Scope	Phase	% of Phase	Comments
Bldg Envelope Impr. (Roof, Window, Ext Wall, etc.)	Designer Procurement	60%	ATP & PFA pending.
HVAC Improvements	Designer Procurement	60%	ATP & PFA pending.
School Choice Enhancement	Planning	10%	Meeting to be scheduled to review SCEP.

Palmview Elementary School



Project Information	
Street Address	2601 NE 1 AVENUE
	POMPANO BEACH
Location Num	1131
Board District	7
Board Member	Nora Rupert
ADEFP Budget *	\$4,379,000

FUNDING YEAR

(Funding year represents the year in which funds are released to initiate project planning and implementation and only includes funding figures for projects managed by OFC. Figures include SMART and DEFP for purposes of the table below.)

TOTAL OFC FUNDS	Group 1	Group 2	Group 3	Group 4	Group 5
\$4,052,000	\$0	\$0	\$0	\$0	\$4,052,000

SCHOOL PROJECTS **

Scope	Phase	% of Phase	Comments
Bldg Envelope Impr. (Roof, Window, Ext Wall, etc.)	Pending Start		Planning Phase to begin: Q2 2018
Fire Sprinklers	Pending Start		Planning Phase to begin: Q2 2018
HVAC Improvements	Pending Start		Planning Phase to begin: Q2 2018
Media Center improvements	Pending Start		Planning Phase to begin: Q2 2018
School Choice Enhancement	Pending Start		Process beginning: Q4 2018.

Panther Run Elementary School



Project Information	
Street Address	801 NW 172 AVENUE
	PEMBROKE PINES
Location Num	3571
Board District	2
Board Member	Patricia Good
ADEFP Budget *	\$1,889,000

FUNDING YEAR

(Funding year represents the year in which funds are released to initiate project planning and implementation and only includes funding figures for projects managed by OFC. Figures include SMART and DEFP for purposes of the table below.)

TOTAL OFC FUNDS	Group 1	Group 2	Group 3	Group 4	Group 5
\$1,534,000	\$0	\$0	\$0	\$0	\$1,534,000

SCHOOL PROJECTS **

Scope	Phase	% of Phase	Comments
Bldg Envelope Impr. (Roof, Window, Ext Wall, etc.)	Pending Start		Planning Phase to begin: Q1 2018
HVAC Improvements	Pending Start		Planning Phase to begin: Q1 2018
School Choice Enhancement	Pending Start		Process beginning: Q4 2018.

Park Lakes Elementary School



Project Information	
Street Address	3925 NORTH STATE ROAD 7
	LAUDERDALE LAKES
Location Num	3761
Board District	5
Board Member	Dr. Rosalind Osgood
ADEFP Budget *	\$1,316,000

FUNDING YEAR

(Funding year represents the year in which funds are released to initiate project planning and implementation and only includes funding figures for projects managed by OFC. Figures include SMART and DEFP for purposes of the table below.)

TOTAL OFC FUNDS	Group 1	Group 2	Group 3	Group 4	Group 5
\$874,000	\$100,000	\$103,000	\$131,000	\$540,000	\$0

SCHOOL PROJECTS **

Scope	Phase	% of Phase	Comments
School Choice Enhancement	Implementation	10%	Implementation Phase
Bldg Envelope Impr. (Roof, Window, Ext Wall, etc.)	Pending Start		Planning Phase to begin: Q2 2017
Music Room Renovation	Pending Start		Planning Phase to begin: Q2 2017
Conversion of Existing Space to Music and/or Art Lab(s)	Pending Start		Planning Phase to begin: Q2 2017
Art Room Renovation and Equipment	Pending Start		Planning Phase to begin: Q2 2017
Fire Sprinklers	Planning	5%	Pending assignment to Continuing Contract

Park Ridge Elementary School



Project Information

Street Address	5200 NE 9 AVENUE
	POMPANO BEACH
Location Num	1951
Board District	7
Board Member	Nora Rupert
ADEFP Budget *	\$2,645,000

FUNDING YEAR

(Funding year represents the year in which funds are released to initiate project planning and implementation and only includes funding figures for projects managed by OFC. Figures include SMART and DEFP for purposes of the table below.)

TOTAL OFC FUNDS	Group 1	Group 2	Group 3	Group 4	Group 5
\$2,284,000	\$0	\$0	\$0	\$0	\$2,284,000

SCHOOL PROJECTS **

Scope	Phase	% of Phase	Comments
Bldg Envelope Impr. (Roof, Window, Ext Wall, etc.)	Pending Start		Planning Phase to begin: Q1 2018
Fire Alarm	Pending Start		Planning Phase to begin: Q1 2018
HVAC Improvements	Pending Start		Planning Phase to begin: Q1 2018
Media Center improvements	Pending Start		Planning Phase to begin: Q1 2018
School Choice Enhancement	Pending Start		Process beginning: Q4 2018.

Park Springs Elementary School



Project Information	
Street Address	5800 NW 66 TERRACE
	CORAL SPRINGS
Location Num	3171
Board District	4
Board Member	Abby M. Freedman
ADEFP Budget *	\$5,601,000

FUNDING YEAR

(Funding year represents the year in which funds are released to initiate project planning and implementation and only includes funding figures for projects managed by OFC. Figures include SMART and DEFP for purposes of the table below.)

TOTAL OFC FUNDS	Group 1	Group 2	Group 3	Group 4	Group 5
\$5,121,000	\$0	\$0	\$0	\$0	\$5,121,000

SCHOOL PROJECTS **

Scope	Phase	% of Phase	Comments
Bldg Envelope Impr. (Roof, Window, Ext Wall, etc.)	Pending Start		Planning Phase to begin: Q1 2018
Fire Sprinklers and Fire Alarm	Pending Start		Planning Phase to begin: Q1 2018
HVAC Improvements	Pending Start		Planning Phase to begin: Q1 2018
Music Room Renovation	Pending Start		Planning Phase to begin: Q1 2018
Conversion of Existing Space to Music and/or Art Lab(s)	Pending Start		Planning Phase to begin: Q1 2018
School Choice Enhancement	Pending Start		Process beginning: Q4 2018.

Park Trails Elementary School



Project Information

Street Address	10700 TRAILS END PARKLAND
Location Num	3781
Board District	4
Board Member	Abby M. Freedman
ADEFP Budget *	\$3,938,867

FUNDING YEAR

(Funding year represents the year in which funds are released to initiate project planning and implementation and only includes funding figures for projects managed by OFC. Figures include SMART and DEFP for purposes of the table below.)

TOTAL OFC FUNDS	Group 1	Group 2	Group 3	Group 4	Group 5
\$3,374,867	\$960,867	\$0	\$0	\$0	\$2,414,000

SCHOOL PROJECTS **

Scope	Phase	% of Phase	Comments
Bldg Envelope Impr. (Roof, Window, Ext Wall, etc.)	Pending Start		Planning Phase to begin: Q2 2017
Fire Alarm	Pending Start		Planning Phase to begin: Q2 2017
HVAC Improvements	Pending Start		Planning Phase to begin: Q2 2017
Music Room Renovation	Pending Start		Planning Phase to begin: Q2 2017
Conversion of Existing Space to Music and/or Art Lab(s)	Pending Start		Planning Phase to begin: Q2 2017
Art Room Renovation and Equipment	Pending Start		Planning Phase to begin: Q2 2017
School Choice Enhancement	Pending Start		Process beginning: Q4 2018.

Parkside Elementary School



Project Information	
Street Address	10257 NW 29 STREET
	CORAL SPRINGS
Location Num	3631
Board District	4
Board Member	Abby M. Freedman
ADEFP Budget *	\$1,268,000

FUNDING YEAR

(Funding year represents the year in which funds are released to initiate project planning and implementation and only includes funding figures for projects managed by OFC. Figures include SMART and DEFP for purposes of the table below.)

TOTAL OFC FUNDS	Group 1	Group 2	Group 3	Group 4	Group 5
\$946,000	\$0	\$0	\$0	\$0	\$946,000

SCHOOL PROJECTS **

Scope	Phase	% of Phase	Comments
Bldg Envelope Impr. (Roof, Window, Ext Wall, etc.)	Pending Start		Planning Phase to begin: Q1 2018
HVAC Improvements	Pending Start		Planning Phase to begin: Q1 2018
School Choice Enhancement	Pending Start		Process beginning: Q4 2018.

Parkway Middle School



Project Information

Street Address	3600 NW 5 COURT FORT LAUDERDALE
Location Num	0701
Board District	5
Board Member	Dr. Rosalind Osgood
ADEFP Budget *	\$4,309,000

FUNDING YEAR

(Funding year represents the year in which funds are released to initiate project planning and implementation and only includes funding figures for projects managed by OFC. Figures include SMART and DEFP for purposes of the table below.)

TOTAL OFC FUNDS	Group 1	Group 2	Group 3	Group 4	Group 5
\$4,021,000	\$4,021,000	\$0	\$0	\$0	\$0

SCHOOL PROJECTS **

Scope	Phase	% of Phase	Comments
Bldg Envelope Impr. (Re-roof Bldgs 22 and 24)	Complete	100%	Work Completed
Bldg Envelope Impr. (Roof, Window, Ext Wall, etc.)	Designer Procurement	10%	QSEC scheduled: 10/11/16
Fire Sprinklers	Designer Procurement	10%	QSEC scheduled: 10/11/16
HVAC Improvements	Designer Procurement	10%	QSEC scheduled: 10/11/16
Media Center improvements	Designer Procurement	10%	QSEC scheduled: 10/11/16
School Choice Enhancement	Planning	5%	Scope selections underway

Pasadena Lakes Elementary School



Project Information	
Street Address	8801 PASADENA BOULEVARD PEMBROKE PINES
Location Num	2071
Board District	1
Board Member	Ann Murray
ADEFP Budget *	\$4,342,000

FUNDING YEAR

(Funding year represents the year in which funds are released to initiate project planning and implementation and only includes funding figures for projects managed by OFC. Figures include SMART and DEFP for purposes of the table below.)

TOTAL OFC FUNDS	Group 1	Group 2	Group 3	Group 4	Group 5
\$4,123,000	\$4,123,000	\$0	\$0	\$0	\$0

SCHOOL PROJECTS **

Scope	Phase	% of Phase	Comments
Bldg Envelope Impr. (Roof, Window, Ext Wall, etc.)	Designer Procurement	75%	PSA approval scheduled for 1/18/17.
Fire Sprinklers	Designer Procurement	75%	PSA approval scheduled for 1/18/17.
HVAC Improvements	Designer Procurement	75%	PSA approval scheduled for 1/18/17.
Media Center improvements	Designer Procurement	75%	PSA approval scheduled for 1/18/17.
School Choice Enhancement	Implementation	20%	Implementation Phase

Pembroke Lakes Elementary School



Project Information	
Street Address	11251 TAFT STREET
	PEMBROKE PINES
Location Num	2661
Board District	2
Board Member	Patricia Good
ADEFP Budget *	\$2,929,000

FUNDING YEAR

(Funding year represents the year in which funds are released to initiate project planning and implementation and only includes funding figures for projects managed by OFC. Figures include SMART and DEFP for purposes of the table below.)

TOTAL OFC FUNDS	Group 1	Group 2	Group 3	Group 4	Group 5
\$2,654,000	\$0	\$0	\$2,654,000	\$0	\$0

SCHOOL PROJECTS **

Scope	Phase	% of Phase	Comments
Bldg Envelope Impr. (Roof, Window, Ext Wall, etc.)	Designer Procurement	30%	Designer proposals received, QSEC on 2/2/17.
Fire Alarm	Designer Procurement	30%	Designer proposals received, QSEC on 2/2/17.
HVAC Improvements	Designer Procurement	30%	Designer proposals received, QSEC on 2/2/17.
Media Center improvements	Designer Procurement	30%	Designer proposals received, QSEC on 2/2/17.
School Choice Enhancement	Planning	10%	Meeting to be scheduled to review SCEP.

Pembroke Pines Elementary School



Project Information	
Street Address	6700 SW 9 STREET
	PEMBROKE PINES
Location Num	1221
Board District	1
Board Member	Ann Murray
ADEFP Budget *	\$4,243,000

FUNDING YEAR

(Funding year represents the year in which funds are released to initiate project planning and implementation and only includes funding figures for projects managed by OFC. Figures include SMART and DEFP for purposes of the table below.)

TOTAL OFC FUNDS	Group 1	Group 2	Group 3	Group 4	Group 5
\$4,009,000	\$0	\$0	\$4,009,000	\$0	\$0

SCHOOL PROJECTS **

Scope	Phase	% of Phase	Comments
Electrical Improvements	Designer Procurement	10%	Board approval to adv. design: 12/6/16
Bldg Envelope Impr. (Roof, Window, Ext Wall, etc.)	Designer Procurement	10%	Board approval to adv. design: 12/6/16
HVAC Improvements	Designer Procurement	10%	Board approval to adv. design: 12/6/16
Media Center improvements	Designer Procurement	10%	Board approval to adv. design: 12/6/16
Safety / Security Upgrade	Designer Procurement	10%	Board approval to adv. design: 12/6/16
School Choice Enhancement	Planning	10%	Meeting to be scheduled to review SCEP.

Perry, Annabel C. Elementary School



Project Information	
Street Address	6850 SW 34 STREET
	MIRAMAR
Location Num	1631
Board District	1
Board Member	Ann Murray
ADEFP Budget *	\$3,528,000

FUNDING YEAR

(Funding year represents the year in which funds are released to initiate project planning and implementation and only includes funding figures for projects managed by OFC. Figures include SMART and DEFP for purposes of the table below.)

TOTAL OFC FUNDS	Group 1	Group 2	Group 3	Group 4	Group 5
\$3,165,000	\$1,270,000	\$311,000	\$1,261,000	\$323,000	\$0

SCHOOL PROJECTS **

Scope	Phase	% of Phase	Comments
Electrical Improvements	Design	5%	Project Validation phase underway.
Bldg Envelope Impr. (Roof, Window, Ext Wall, etc.)	Design	5%	Project Validation phase underway.
Fire Alarm	Design	5%	Project Validation phase underway.
Fire Sprinklers	Design	5%	Project Validation phase underway.
HVAC Improvements	Design	5%	Project Validation phase underway.
School Choice Enhancement	Implementation	40%	Implementation Phase
Media Center improvements	Pending Start		Planning Phase to begin: Q2 2017

Perry, Henry D. Middle School



Project Information	
Street Address	3400 WILDCAT WAY MIRAMAR
Location Num	1011
Board District	1
Board Member	Ann Murray
ADEFP Budget *	\$6,219,000

FUNDING YEAR

(Funding year represents the year in which funds are released to initiate project planning and implementation and only includes funding figures for projects managed by OFC. Figures include SMART and DEFP for purposes of the table below.)

TOTAL OFC FUNDS	Group 1	Group 2	Group 3	Group 4	Group 5
\$5,907,000	\$0	\$0	\$0	\$5,907,000	\$0

SCHOOL PROJECTS **

Scope	Phase	% of Phase	Comments
Bldg Envelope Impr. (Roof, Window, Ext Wall, etc.)	Pending Start		Planning Phase to begin: Q2 2017
Fire Alarm	Pending Start		Planning Phase to begin: Q2 2017
Fire Sprinklers	Pending Start		Planning Phase to begin: Q2 2017
HVAC Improvements	Pending Start		Planning Phase to begin: Q2 2017
School Choice Enhancement	Pending Start		Process beginning: Q4 2017.

* ADEFP - Adopted District Educational Facility Plan as approved by SBBC in 9/16. This budget includes Technology Improvements and Musical Instrument Replacements which are not included in this section of the report.

** All dates are based on calendar year. SMART funded projects are included. DEFP projects are omitted from this project list.

Note: Projects without expenditures to date may not show up in the "Financially Active Project Detail Schedule".

Peters Elementary School



Project Information	
Street Address	851 NW 68 AVENUE
	PLANTATION
Location Num	0931
Board District	5
Board Member	Dr. Rosalind Osgood
ADEFP Budget *	\$3,444,000

FUNDING YEAR

(Funding year represents the year in which funds are released to initiate project planning and implementation and only includes funding figures for projects managed by OFC. Figures include SMART and DEFP for purposes of the table below.)

TOTAL OFC FUNDS	Group 1	Group 2	Group 3	Group 4	Group 5
\$3,138,000	\$0	\$0	\$0	\$3,138,000	\$0

SCHOOL PROJECTS **

Scope	Phase	% of Phase	Comments
Bldg Envelope Impr. (Roof, Window, Ext Wall, etc.)	Pending Start		Planning Phase to begin: Q4 2017
Fire Alarm	Pending Start		Planning Phase to begin: Q4 2017
Fire Sprinklers	Pending Start		Planning Phase to begin: Q4 2017
HVAC Improvements	Pending Start		Planning Phase to begin: Q4 2017
Media Center improvements	Pending Start		Planning Phase to begin: Q4 2017
School Choice Enhancement	Pending Start		Process beginning: Q4 2017.

Pine Ridge Education Center



Project Information	
Street Address	1251 SW 42ND AVENUE
	FORT LAUDERDALE
Location Num	0653
Board District	3
Board Member	Heather P. Brinkworth
ADEFP Budget *	\$243,000

FUNDING YEAR

(Funding year represents the year in which funds are released to initiate project planning and implementation and only includes funding figures for projects managed by OFC. Figures include SMART and DEFP for purposes of the table below.)

TOTAL OFC FUNDS	Group 1	Group 2	Group 3	Group 4	Group 5
\$174,000	\$100,000	\$0	\$0	\$74,000	\$0

SCHOOL PROJECTS **

Scope	Phase	% of Phase	Comments
School Choice Enhancement	Implementation	15%	Implementation Phase
HVAC Improvements	Pending Start		Planning Phase to begin: Q2 2017

Pines Lakes Elementary School



Project Information	
Street Address	10300 JOHNSON STREET
	PEMBROKE PINES
Location Num	2861
Board District	2
Board Member	Patricia Good
ADEFP Budget *	\$1,874,000

FUNDING YEAR

(Funding year represents the year in which funds are released to initiate project planning and implementation and only includes funding figures for projects managed by OFC. Figures include SMART and DEFP for purposes of the table below.)

TOTAL OFC FUNDS	Group 1	Group 2	Group 3	Group 4	Group 5
\$1,583,000	\$0	\$0	\$0	\$1,583,000	\$0

SCHOOL PROJECTS **

Scope	Phase	% of Phase	Comments
Bldg Envelope Impr. (Roof, Window, Ext Wall, etc.)	Pending Start		Planning Phase to begin: Q2 2017
Fire Sprinklers	Pending Start		Planning Phase to begin: Q2 2017
HVAC Improvements	Pending Start		Planning Phase to begin: Q2 2017
Media Center improvements	Pending Start		Planning Phase to begin: Q2 2017
School Choice Enhancement	Pending Start		Process beginning: Q4 2017.

Pines Middle School



Project Information	
Street Address	200 NW DOUGLAS ROAD PEMBROKE PINES
Location Num	1881
Board District	2
Board Member	Patricia Good
ADEFP Budget *	\$857,000

FUNDING YEAR

(Funding year represents the year in which funds are released to initiate project planning and implementation and only includes funding figures for projects managed by OFC. Figures include SMART and DEFP for purposes of the table below.)

TOTAL OFC FUNDS	Group 1	Group 2	Group 3	Group 4	Group 5
\$495,000	\$0	\$0	\$0	\$0	\$495,000

SCHOOL PROJECTS **

Scope	Phase	% of Phase	Comments
Bldg Envelope Impr. (Roof, Window, Ext Wall, etc.)	Pending Start		Planning Phase to begin: Q3 2018
HVAC Improvements	Pending Start		Planning Phase to begin: Q3 2018
School Choice Enhancement	Pending Start		Process beginning: Q4 2018.

Pinewood Elementary School



Project Information	
Street Address	1600 SW 83 AVENUE
	NORTH LAUDERDALE
Location Num	2811
Board District	4
Board Member	Abby M. Freedman
ADEFP Budget *	\$2,258,000

FUNDING YEAR

(Funding year represents the year in which funds are released to initiate project planning and implementation and only includes funding figures for projects managed by OFC. Figures include SMART and DEFP for purposes of the table below.)

TOTAL OFC FUNDS	Group 1	Group 2	Group 3	Group 4	Group 5
\$2,008,000	\$100,000	\$1,594,000	\$314,000	\$0	\$0

SCHOOL PROJECTS **

Scope	Phase	% of Phase	Comments
Bldg Envelope Impr. (Roof, Window, Ext Wall, etc.)	Designer Procurement	10%	Planning Phase to begin: Q4 2016
Fire Sprinklers	Designer Procurement	10%	Planning Phase to begin: Q4 2016
HVAC Improvements	Designer Procurement	10%	Planning Phase to begin: Q4 2016
Media Center improvements	Designer Procurement	10%	Planning Phase to begin: Q4 2016
School Choice Enhancement	Implementation	10%	Implementation Phase

Pioneer Middle School



Project Information

Street Address	5350 SW 90 AVENUE
	COOPER CITY
Location Num	2571
Board District	6
Board Member	Laurie Rich Levinson
ADEFP Budget *	\$9,125,000

FUNDING YEAR

(Funding year represents the year in which funds are released to initiate project planning and implementation and only includes funding figures for projects managed by OFC. Figures include SMART and DEFP for purposes of the table below.)

TOTAL OFC FUNDS	Group 1	Group 2	Group 3	Group 4	Group 5
\$8,468,000	\$1,550,000	\$0	\$6,918,000	\$0	\$0

SCHOOL PROJECTS ^{**}

Scope	Phase	% of Phase	Comments
Track Resurfacing	Complete	100%	Work Completed
Bldg Envelope Impr. (Roof, Window, Ext Wall, etc.)	Designer Procurement	86%	Designer negotiations completed; pending Bo
HVAC Improvements	Designer Procurement	86%	Designer negotiations completed; pending Bo
Media Center improvements	Designer Procurement	86%	Designer negotiations completed; pending Bo
Safety / Security Upgrade	Designer Procurement	86%	Designer negotiations completed; pending Bo
School Choice Enhancement	Planning	20%	Process began: 10/2016.

Piper High School



Project Information	
Street Address	8000 NW 44 STREET
	SUNRISE
Location Num	1901
Board District	5
Board Member	Dr. Rosalind Osgood
ADEFP Budget *	\$16,525,000

FUNDING YEAR

(Funding year represents the year in which funds are released to initiate project planning and implementation and only includes funding figures for projects managed by OFC. Figures include SMART and DEFP for purposes of the table below.)

TOTAL OFC FUNDS	Group 1	Group 2	Group 3	Group 4	Group 5
\$15,142,000	\$15,142,000	\$0	\$0	\$0	\$0

SCHOOL PROJECTS **

Scope	Phase	% of Phase	Comments
Electrical Improvements	Design	25%	30% Design underway.
Bldg Envelope Impr. (Roof, Window, Ext Wall, etc.)	Design	25%	30% Design underway.
Fire Sprinklers	Design	25%	30% Design underway.
HVAC Improvements	Design	25%	30% Design underway.
Media Center improvements	Design	25%	30% Design underway.
Safety / Security Upgrade	Design	25%	30% Design underway.
Single Point of Entry	Design	25%	30% Design underway.
STEM Lab improvements	Design	25%	30% Design underway.
Weight Room Renovation	Design	25%	30% Design underway.
School Choice Enhancement	Implementation	20%	Implementation Phase

Plantation Elementary School



Project Information	
Street Address	651 NW 42 AVENUE
	PLANTATION
Location Num	0941
Board District	5
Board Member	Dr. Rosalind Osgood
ADEFP Budget *	\$483,000

FUNDING YEAR

(Funding year represents the year in which funds are released to initiate project planning and implementation and only includes funding figures for projects managed by OFC. Figures include SMART and DEFP for purposes of the table below.)

TOTAL OFC FUNDS	Group 1	Group 2	Group 3	Group 4	Group 5
\$245,000	\$100,000	\$0	\$0	\$0	\$145,000

SCHOOL PROJECTS **

Scope	Phase	% of Phase	Comments
HVAC Improvements	Pending Start		Planning Phase to begin: Q1 2018
School Choice Enhancement	Planning	5%	Scope selections underway

Plantation High School



Project Information	
Street Address	6901 NW 16 STREET
	PLANTATION
Location Num	1451
Board District	5
Board Member	Dr. Rosalind Osgood
ADEFP Budget *	\$16,832,383

FUNDING YEAR

(Funding year represents the year in which funds are released to initiate project planning and implementation and only includes funding figures for projects managed by OFC. Figures include SMART and DEFP for purposes of the table below.)

TOTAL OFC FUNDS	Group 1	Group 2	Group 3	Group 4	Group 5
\$15,783,383	\$313,383	\$0	\$300,000	\$15,170,000	\$0

SCHOOL PROJECTS **

Scope	Phase	% of Phase	Comments
School Choice Enhancement	Pending Start		Process beginning: Q4 2017.
Replace Building 2	Planning	50%	Planning Phase to begin: Q1 2017
Bldg Envelope Impr. (Roof, Window, Ext Wall, etc.)	Planning	50%	Planning Phase to begin: Q1 2017
Fire Sprinklers	Planning	50%	Planning Phase to begin: Q1 2017
HVAC Improvements	Planning	50%	Planning Phase to begin: Q1 2017
Media Center improvements	Planning	50%	Planning Phase to begin: Q1 2017
Safety / Security Upgrade	Planning	50%	Planning Phase to begin: Q1 2017
STEM Lab improvements	Planning	50%	Planning Phase to begin: Q1 2017
Track Resurfacing	Planning	25%	New bids received and under review
Weight Room Renovation	Planning	50%	Planning Phase to begin: Q1 2017

Plantation Middle School



Project Information	
Street Address	6600 W SUNRISE BOULEVARD
	PLANTATION
Location Num	0551
Board District	5
Board Member	Dr. Rosalind Osgood
ADEFP Budget *	\$3,927,000

FUNDING YEAR

(Funding year represents the year in which funds are released to initiate project planning and implementation and only includes funding figures for projects managed by OFC. Figures include SMART and DEFP for purposes of the table below.)

TOTAL OFC FUNDS	Group 1	Group 2	Group 3	Group 4	Group 5
\$3,548,000	\$0	\$3,548,000	\$0	\$0	\$0

SCHOOL PROJECTS **

Scope	Phase	% of Phase	Comments
Electrical Improvements	Designer Procurement	90%	Pending Board approval.
Bldg Envelope Impr. (Roof, Window, Ext Wall, etc.)	Designer Procurement	90%	Pending Board approval.
Fire Sprinklers	Designer Procurement	90%	Pending Board approval.
HVAC Improvements	Designer Procurement	90%	Pending Board approval.
Media Center improvements	Designer Procurement	90%	Pending Board approval.
School Choice Enhancement	Planning	10%	Scope selections underway

Plantation Park Elementary School



Project Information	
Street Address	875 SW 54 AVENUE
	PLANTATION
Location Num	1251
Board District	6
Board Member	Laurie Rich Levinson
ADEFP Budget *	\$2,342,000

FUNDING YEAR

(Funding year represents the year in which funds are released to initiate project planning and implementation and only includes funding figures for projects managed by OFC. Figures include SMART and DEFP for purposes of the table below.)

TOTAL OFC FUNDS	Group 1	Group 2	Group 3	Group 4	Group 5
\$2,083,000	\$0	\$0	\$0	\$0	\$2,083,000

SCHOOL PROJECTS **

Scope	Phase	% of Phase	Comments
Bldg Envelope Impr. (Roof, Window, Ext Wall, etc.)	Pending Start		Planning Phase to begin: Q3 2018
Fire Alarm	Pending Start		Planning Phase to begin: Q3 2018
HVAC Improvements	Pending Start		Planning Phase to begin: Q3 2018
Media Center improvements	Pending Start		Planning Phase to begin: Q3 2018
School Choice Enhancement	Pending Start		Process beginning: Q4 2018.

Pompano Beach Elementary School



Project Information	
Street Address	700 NE 13 AVENUE
	POMPANO BEACH
Location Num	0751
Board District	7
Board Member	Nora Rupert
ADEFP Budget *	\$5,579,000

FUNDING YEAR

(Funding year represents the year in which funds are released to initiate project planning and implementation and only includes funding figures for projects managed by OFC. Figures include SMART and DEFP for purposes of the table below.)

TOTAL OFC FUNDS	Group 1	Group 2	Group 3	Group 4	Group 5
\$5,324,000	\$0	\$5,324,000	\$0	\$0	\$0

SCHOOL PROJECTS **

Scope	Phase	% of Phase	Comments
Replacement of building 3	Design	15%	In design - Validation phase.
Electrical Improvements	Design	15%	In design - Validation phase.
Bldg Envelope Impr. (Roof, Window, Ext Wall, etc.)	Design	15%	In design - Validation phase.
Fire Alarm	Design	15%	In design - Validation phase.
Fire Sprinklers	Design	15%	In design - Validation phase.
HVAC Improvements	Design	15%	In design - Validation phase.
School Choice Enhancement	Implementation	10%	Implementation Phase

Pompano Beach High School



Project Information	
Street Address	600 NE 13 AVENUE
	POMPANO BEACH
Location Num	0185
Board District	7
Board Member	Nora Rupert
ADEFP Budget *	\$4,221,000

FUNDING YEAR

(Funding year represents the year in which funds are released to initiate project planning and implementation and only includes funding figures for projects managed by OFC. Figures include SMART and DEFP for purposes of the table below.)

TOTAL OFC FUNDS	Group 1	Group 2	Group 3	Group 4	Group 5
\$3,435,000	\$0	\$300,000	\$270,000	\$0	\$2,865,000

SCHOOL PROJECTS **

Scope	Phase	% of Phase	Comments
Track Resurfacing	Construction	25%	Scheduled completion 2/2017
Single Point of Entry	Design	10%	Design projected completion March 2017.
Bldg Envelope Impr. (Roof, Window, Ext Wall, etc.)	Pending Start		Planning Phase to begin: Q2 2018
Fire Sprinklers	Pending Start		Planning Phase to begin: Q2 2018
HVAC Improvements	Pending Start		Planning Phase to begin: Q2 2018
Conversion of Existing Space to Music and/or Art Lab(s)	Pending Start		Planning Phase to begin: Q2 2018
Art Room Renovation and Equipment	Pending Start		Planning Phase to begin: Q2 2018
School Choice Enhancement	Pending Start		Process beginning: Q4 2018.
Weight Room Renovation	Pending Start		Planning Phase to begin: Q2 2018

Pompano Beach Middle School



Project Information

Street Address	310 NE 6 STREET
	POMPANO BEACH
Location Num	0021
Board District	7
Board Member	Nora Rupert
ADEFP Budget *	\$8,577,000

FUNDING YEAR

(Funding year represents the year in which funds are released to initiate project planning and implementation and only includes funding figures for projects managed by OFC. Figures include SMART and DEFP for purposes of the table below.)

TOTAL OFC FUNDS	Group 1	Group 2	Group 3	Group 4	Group 5
\$8,184,000	\$8,184,000	\$0	\$0	\$0	\$0

SCHOOL PROJECTS **

Scope	Phase	% of Phase	Comments
School Choice Enhancement	Complete	100%	Work Completed
Replacement of building 5	Design	15%	In design - Validation phase
Bldg Envelope Impr. (Roof, Window, Ext Wall, etc.)	Design	15%	In design - Validation phase
Fire Alarm	Design	15%	In design - Validation phase
Fire Sprinklers	Design	15%	In design - Validation phase
HVAC Improvements	Design	15%	In design - Validation phase
Media Center improvements	Design	15%	In design - Validation phase
New SBS Modified roof and accessories on Bldgs 1, 2, 3, 5 and 8 incl. canopies (ex	Design	15%	In design - Validation phase

Quiet Waters Elementary School



Project Information	
Street Address	4150 W HILLSBORO BOULEVARD DEERFIELD BEACH
Location Num	3121
Board District	7
Board Member	Nora Rupert
ADEFP Budget *	\$5,253,000

FUNDING YEAR

(Funding year represents the year in which funds are released to initiate project planning and implementation and only includes funding figures for projects managed by OFC. Figures include SMART and DEFP for purposes of the table below.)

TOTAL OFC FUNDS	Group 1	Group 2	Group 3	Group 4	Group 5
\$4,721,000	\$0	\$4,721,000	\$0	\$0	\$0

SCHOOL PROJECTS **

Scope	Phase	% of Phase	Comments
Bldg Envelope Impr. (Roof, Window, Ext Wall, etc.)	Design	30%	Design underway
Fire Sprinklers	Design	30%	Design underway
HVAC Improvements	Design	30%	Design underway
Music Room Renovation	Design	30%	Design underway
Conversion of Existing Space to Music and/or Art Lab(s)	Design	30%	Design underway
Art Room Renovation and Equipment	Design	30%	Design underway
School Choice Enhancement	Planning	10%	Scope selections underway

Ramblewood Elementary School



Project Information

Street Address	8950 SHADOW WOOD BOULEVARD
	CORAL SPRINGS
Location Num	2721
Board District	4
Board Member	Abby M. Freedman
ADEFP Budget *	\$3,312,000

FUNDING YEAR

(Funding year represents the year in which funds are released to initiate project planning and implementation and only includes funding figures for projects managed by OFC. Figures include SMART and DEFP for purposes of the table below.)

TOTAL OFC FUNDS	Group 1	Group 2	Group 3	Group 4	Group 5
\$2,960,000	\$0	\$2,960,000	\$0	\$0	\$0

SCHOOL PROJECTS **

Scope	Phase	% of Phase	Comments
PE/Athletic Improvements	Design	30%	Design Validation phase complete.
Bldg Envelope Impr. (Roof, Window, Ext Wall, etc.)	Design	30%	Design Validation phase complete.
Fire Sprinklers	Design	30%	Design Validation phase complete.
HVAC Improvements	Design	30%	Design Validation phase complete.
Media Center improvements	Design	30%	Design Validation phase complete.
School Choice Enhancement	Planning	10%	Scope selections underway

Ramblewood Middle School



Project Information

Street Address	8505 W ATLANTIC BOULEVARD
	CORAL SPRINGS
Location Num	2711
Board District	4
Board Member	Abby M. Freedman
ADEFP Budget *	\$5,165,000

FUNDING YEAR

(Funding year represents the year in which funds are released to initiate project planning and implementation and only includes funding figures for projects managed by OFC. Figures include SMART and DEFP for purposes of the table below.)

TOTAL OFC FUNDS	Group 1	Group 2	Group 3	Group 4	Group 5
\$4,644,000	\$0	\$0	\$4,644,000	\$0	\$0

SCHOOL PROJECTS **

Scope	Phase	% of Phase	Comments
Electrical Improvements	Designer Procurement	10%	Board approval to adv. design: 12/6/16
Bldg Envelope Impr. (Roof, Window, Ext Wall, etc.)	Designer Procurement	10%	Board approval to adv. design: 12/6/16
Fire Sprinklers	Designer Procurement	10%	Board approval to adv. design: 12/6/16
HVAC Improvements	Designer Procurement	10%	Board approval to adv. design: 12/6/16
Media Center improvements	Designer Procurement	10%	Board approval to adv. design: 12/6/16
Safety / Security Upgrade	Designer Procurement	10%	Board approval to adv. design: 12/6/16
School Choice Enhancement	Planning	10%	Meeting to be scheduled to review SCEP.

Rickards, James S. Middle School



Project Information	
Street Address	6000 NE 9 AVENUE
	OAKLAND PARK
Location Num	2121
Board District	3
Board Member	Heather P. Brinkworth
ADEFP Budget *	\$5,765,000

FUNDING YEAR

(Funding year represents the year in which funds are released to initiate project planning and implementation and only includes funding figures for projects managed by OFC. Figures include SMART and DEFP for purposes of the table below.)

TOTAL OFC FUNDS	Group 1	Group 2	Group 3	Group 4	Group 5
\$5,342,000	\$0	\$5,342,000	\$0	\$0	\$0

SCHOOL PROJECTS **

Scope	Phase	% of Phase	Comments
Electrical Improvements	Design	30%	30% Design underway.
Bldg Envelope Impr. (Roof, Window, Ext Wall, etc.)	Design	30%	30% Design underway.
Fire Alarm	Design	30%	30% Design underway.
Fire Sprinklers	Design	30%	30% Design underway.
HVAC Improvements	Design	30%	30% Design underway.
Media Center improvements	Design	30%	30% Design underway.
Safety / Security Upgrade	Design	30%	30% Design underway.
Single Point of Entry	Design	30%	30% Design underway.
School Choice Enhancement	Planning	10%	Scope selections underway

Riverglades Elementary School



Project Information	
Street Address	7400 PARKSIDE DRIVE
	PARKLAND
Location Num	2891
Board District	4
Board Member	Abby M. Freedman
ADEFP Budget *	\$10,982,425

FUNDING YEAR

(Funding year represents the year in which funds are released to initiate project planning and implementation and only includes funding figures for projects managed by OFC. Figures include SMART and DEFP for purposes of the table below.)

TOTAL OFC FUNDS	Group 1	Group 2	Group 3	Group 4	Group 5
\$10,565,425	\$7,795,425	\$0	\$2,770,000	\$0	\$0

SCHOOL PROJECTS **

Scope	Phase	% of Phase	Comments
Bldg Envelope Impr. (Roof, Window, Ext Wall, etc.)	Designer Procurement	10%	Board approval to adv. design: 12/6/16
Fire Alarm	Designer Procurement	10%	Board approval to adv. design: 12/6/16
Fire Sprinklers	Designer Procurement	10%	Board approval to adv. design: 12/6/16
HVAC Improvements	Designer Procurement	10%	Board approval to adv. design: 12/6/16
School Choice Enhancement	Planning	10%	Meeting to be scheduled to review SCEP.

Riverland Elementary School



Project Information

Street Address	2600 SW 11 COURT FORT LAUDERDALE
Location Num	0151
Board District	3
Board Member	Heather P. Brinkworth
ADEFP Budget *	\$1,822,000

FUNDING YEAR

(Funding year represents the year in which funds are released to initiate project planning and implementation and only includes funding figures for projects managed by OFC. Figures include SMART and DEFP for purposes of the table below.)

TOTAL OFC FUNDS	Group 1	Group 2	Group 3	Group 4	Group 5
\$1,606,000	\$0	\$0	\$0	\$1,606,000	\$0

SCHOOL PROJECTS **

Scope	Phase	% of Phase	Comments
Bldg Envelope Impr. (Roof, Window, Ext Wall, etc.)	Pending Start		Planning Phase to begin: Q2 2017
HVAC Improvements	Pending Start		Planning Phase to begin: Q2 2017
School Choice Enhancement	Pending Start		Process beginning: Q4 2017.

Riverside Elementary School



Project Information

Street Address	11450 RIVERSIDE DRIVE CORAL SPRINGS
Location Num	3031
Board District	4
Board Member	Abby M. Freedman
ADEFP Budget *	\$2,016,000

FUNDING YEAR

(Funding year represents the year in which funds are released to initiate project planning and implementation and only includes funding figures for projects managed by OFC. Figures include SMART and DEFP for purposes of the table below.)

TOTAL OFC FUNDS	Group 1	Group 2	Group 3	Group 4	Group 5
\$1,635,000	\$35,000	\$0	\$0	\$1,600,000	\$0

SCHOOL PROJECTS **

Scope	Phase	% of Phase	Comments
Bldg Envelope Impr. (Roof, Window, Ext Wall, etc.)	Pending Start		Planning Phase to begin: Q3 2017
Fire Alarm	Pending Start		Planning Phase to begin: Q3 2017
Fire Sprinklers	Pending Start		Planning Phase to begin: Q3 2017
HVAC Improvements	Pending Start		Planning Phase to begin: Q3 2017
Media Center improvements	Pending Start		Planning Phase to begin: Q3 2017
School Choice Enhancement	Pending Start		Process beginning: Q4 2017.

Rock Island Elementary School



Project Information

Street Address	2350 NW 19 STREET
	FORT LAUDERDALE
Location Num	3701
Board District	5
Board Member	Dr. Rosalind Osgood
ADEFP Budget *	\$1,499,000

FUNDING YEAR

(Funding year represents the year in which funds are released to initiate project planning and implementation and only includes funding figures for projects managed by OFC. Figures include SMART and DEFP for purposes of the table below.)

TOTAL OFC FUNDS	Group 1	Group 2	Group 3	Group 4	Group 5
\$1,334,000	\$1,083,000	\$0	\$251,000	\$0	\$0

SCHOOL PROJECTS **

Scope	Phase	% of Phase	Comments
Bldg Envelope Impr. (Roof, Window, Ext Wall, etc.)	Designer Procurement	10%	Planning Phase to begin: Q4 2016
HVAC Improvements	Designer Procurement	10%	Planning Phase to begin: Q4 2016
School Choice Enhancement	Implementation	10%	Implementation Phase

Royal Palm Elementary School



Project Information

Street Address	1951 NW 56 AVENUE LAUDERHILL
Location Num	1851
Board District	5
Board Member	Dr. Rosalind Osgood
ADEFP Budget *	\$4,210,000

FUNDING YEAR

(Funding year represents the year in which funds are released to initiate project planning and implementation and only includes funding figures for projects managed by OFC. Figures include SMART and DEFP for purposes of the table below.)

TOTAL OFC FUNDS	Group 1	Group 2	Group 3	Group 4	Group 5
\$3,928,000	\$0	\$0	\$3,928,000	\$0	\$0

SCHOOL PROJECTS ^{**}

Scope	Phase	% of Phase	Comments
Single Point of Entry	Design	10%	Design projected completion March 2017.
Bldg Envelope Impr. (Roof, Window, Ext Wall, etc.)	Planning	80%	Pending Board approval to advertise.
Fire Alarm	Planning	80%	Pending Board approval to advertise.
Fire Sprinklers	Planning	80%	Pending Board approval to advertise.
HVAC Improvements	Planning	80%	Pending Board approval to advertise.
Media Center improvements	Planning	80%	Pending Board approval to advertise.
School Choice Enhancement	Planning	10%	Meeting to be scheduled to review SCEP.

Sanders Park Elementary School



Project Information	
Street Address	800 NW 16 STREET
	POMPANO BEACH
Location Num	0891
Board District	7
Board Member	Nora Rupert
ADEFP Budget *	\$5,274,000

FUNDING YEAR

(Funding year represents the year in which funds are released to initiate project planning and implementation and only includes funding figures for projects managed by OFC. Figures include SMART and DEFP for purposes of the table below.)

TOTAL OFC FUNDS	Group 1	Group 2	Group 3	Group 4	Group 5
\$5,068,000	\$0	\$0	\$195,000	\$0	\$4,873,000

SCHOOL PROJECTS **

Scope	Phase	% of Phase	Comments
Single Point of Entry	Complete Prior	100%	Scope of work completed prior to 2016.
Bldg Envelope Impr. (Roof, Window, Ext Wall, etc.)	Pending Start		Planning Phase to begin: Q3 2018
Fire Alarm	Pending Start		Planning Phase to begin: Q3 2018
Fire Sprinklers	Pending Start		Planning Phase to begin: Q3 2018
HVAC Improvements	Pending Start		Planning Phase to begin: Q3 2018
Media Center improvements	Pending Start		Planning Phase to begin: Q3 2018
School Choice Enhancement	Pending Start		Process beginning: Q4 2018.

Sandpiper Elementary School



Project Information	
Street Address	3700 HIATUS ROAD
	SUNRISE
Location Num	3061
Board District	6
Board Member	Laurie Rich Levinson
ADEFP Budget *	\$1,080,000

FUNDING YEAR

(Funding year represents the year in which funds are released to initiate project planning and implementation and only includes funding figures for projects managed by OFC. Figures include SMART and DEFP for purposes of the table below.)

TOTAL OFC FUNDS	Group 1	Group 2	Group 3	Group 4	Group 5
\$764,000	\$250,000	\$0	\$514,000	\$0	\$0

SCHOOL PROJECTS **

Scope	Phase	% of Phase	Comments
Single Point of Entry	Complete Prior	100%	Scope of work completed prior to 2016.
School Choice Enhancement	Implementation	10%	Implementation Phase
Fire Alarm	Planning	5%	Pending design fee proposal.
HVAC Improvements	Planning	5%	Pending design fee proposal.

Sawgrass Elementary School



Project Information	
Street Address	12655 NW 8 STREET
	SUNRISE
Location Num	3401
Board District	6
Board Member	Laurie Rich Levinson
ADEFP Budget *	\$3,197,000

FUNDING YEAR

(Funding year represents the year in which funds are released to initiate project planning and implementation and only includes funding figures for projects managed by OFC. Figures include SMART and DEFP for purposes of the table below.)

TOTAL OFC FUNDS	Group 1	Group 2	Group 3	Group 4	Group 5
\$2,746,000	\$0	\$0	\$0	\$0	\$2,746,000

SCHOOL PROJECTS **

Scope	Phase	% of Phase	Comments
Electrical Improvements	Pending Start		Planning Phase to begin: Q2 2018
Bldg Envelope Impr. (Roof, Window, Ext Wall, etc.)	Pending Start		Planning Phase to begin: Q2 2018
Fire Alarm	Pending Start		Planning Phase to begin: Q2 2018
Fire Sprinklers	Pending Start		Planning Phase to begin: Q2 2018
HVAC Improvements	Pending Start		Planning Phase to begin: Q2 2018
School Choice Enhancement	Pending Start		Process beginning: Q4 2018.

Sawgrass Springs Middle School



Project Information

Street Address	12500 W SAMPLE ROAD CORAL SPRINGS
Location Num	3431
Board District	4
Board Member	Abby M. Freedman
ADEFP Budget *	\$7,217,975

FUNDING YEAR

(Funding year represents the year in which funds are released to initiate project planning and implementation and only includes funding figures for projects managed by OFC. Figures include SMART and DEFP for purposes of the table below.)

TOTAL OFC FUNDS	Group 1	Group 2	Group 3	Group 4	Group 5
\$6,656,975	\$437,975	\$0	\$6,219,000	\$0	\$0

SCHOOL PROJECTS **

Scope	Phase	% of Phase	Comments
Bldg Envelope Impr. (Roof, Window, Ext Wall, etc.)	Designer Procurement	50%	Designer proposals received.
Fire Alarm	Designer Procurement	50%	Designer proposals received.
Fire Sprinklers	Designer Procurement	50%	Designer proposals received.
HVAC Improvements	Designer Procurement	50%	Designer proposals received.
School Choice Enhancement	Planning	10%	Meeting to be scheduled to review SCEP.
Single Point of Entry	Planning	50%	Designer proposals received.

Sea Castle Elementary School



Project Information	
Street Address	9600 MIRAMAR BOULEVARD MIRAMAR
Location Num	2871
Board District	2
Board Member	Patricia Good
ADEFP Budget *	\$3,259,975

FUNDING YEAR

(Funding year represents the year in which funds are released to initiate project planning and implementation and only includes funding figures for projects managed by OFC. Figures include SMART and DEFP for purposes of the table below.)

TOTAL OFC FUNDS	Group 1	Group 2	Group 3	Group 4	Group 5
\$2,910,975	\$2,458,975	\$0	\$452,000	\$0	\$0

SCHOOL PROJECTS **

Scope	Phase	% of Phase	Comments
Bldg Envelope Impr. (Roof, Window, Ext Wall, etc.)	Design	5%	Project Validation phase underway.
Fire Alarm	Design	5%	Project Validation phase underway.
HVAC Improvements	Design	5%	Project Validation phase underway.
School Choice Enhancement	Implementation	10%	Implementation Phase

* ADEFP - Adopted District Educational Facility Plan as approved by SBBC in 9/16. This budget includes Technology Improvements and Musical Instrument Replacements which are not included in this section of the report.

** All dates are based on calendar year. SMART funded projects are included. DEFP projects are omitted from this project list.

Note: Projects without expenditures to date may not show up in the "Financially Active Project Detail Schedule".

Seagull Alternative High School



Project Information

Street Address	425 SW 28TH STREET
	FORT LAUDERDALE
Location Num	0601
Board District	3
Board Member	Heather P. Brinkworth
ADEFP Budget *	\$1,600,000

FUNDING YEAR

(Funding year represents the year in which funds are released to initiate project planning and implementation and only includes funding figures for projects managed by OFC. Figures include SMART and DEFP for purposes of the table below.)

TOTAL OFC FUNDS	Group 1	Group 2	Group 3	Group 4	Group 5
\$1,424,000	\$430,000	\$644,000	\$171,000	\$179,000	\$0

SCHOOL PROJECTS **

Scope	Phase	% of Phase	Comments
Bldg Envelope Impr. (Roof, Window, Ext Wall, etc.)	Designer Procurement	10%	Planning Phase to begin: Q4 2016
Fire Alarm	Designer Procurement	10%	Planning Phase to begin: Q4 2016
Fire Sprinklers	Designer Procurement	10%	Planning Phase to begin: Q4 2016
School Choice Enhancement	Implementation	40%	Implementation Phase
HVAC Improvements	Pending Start		Planning Phase to begin: Q2 2017
Media Center improvements	Pending Start		Planning Phase to begin: Q2 2017

Seminole Middle School



Project Information	
Street Address	6200 SW 16 STREET
	PLANTATION
Location Num	1891
Board District	6
Board Member	Laurie Rich Levinson
ADEFP Budget *	\$5,578,000

FUNDING YEAR

(Funding year represents the year in which funds are released to initiate project planning and implementation and only includes funding figures for projects managed by OFC. Figures include SMART and DEFP for purposes of the table below.)

TOTAL OFC FUNDS	Group 1	Group 2	Group 3	Group 4	Group 5
\$5,022,000	\$0	\$0	\$303,000	\$4,719,000	\$0

SCHOOL PROJECTS **

Scope	Phase	% of Phase	Comments
Track Resurfacing	Complete	100%	Work Completed
Single Point of Entry	Design	10%	Design projected completion March 2017.
Bldg Envelope Impr. (Roof, Window, Ext Wall, etc.)	Pending Start		Planning Phase to begin: Q4 2017
Fire Alarm	Pending Start		Planning Phase to begin: Q4 2017
Fire Sprinklers	Pending Start		Planning Phase to begin: Q4 2017
HVAC Improvements	Pending Start		Planning Phase to begin: Q4 2017
Media Center improvements	Pending Start		Planning Phase to begin: Q4 2017
School Choice Enhancement	Pending Start		Process beginning: Q4 2017.

Sheridan Hills Elementary School



Project Information	
Street Address	5001 THOMAS STREET HOLLYWOOD
Location Num	1811
Board District	1
Board Member	Ann Murray
ADEFP Budget *	\$3,624,764

FUNDING YEAR

(Funding year represents the year in which funds are released to initiate project planning and implementation and only includes funding figures for projects managed by OFC. Figures include SMART and DEFP for purposes of the table below.)

TOTAL OFC FUNDS	Group 1	Group 2	Group 3	Group 4	Group 5
\$3,391,764	\$3,391,764	\$0	\$0	\$0	\$0

SCHOOL PROJECTS **

Scope	Phase	% of Phase	Comments
Electrical Improvements	Design	30%	30% design documents due 1/20/2017.
Bldg Envelope Impr. (Roof, Window, Ext Wall, etc.)	Design	30%	30% design documents due 1/20/2017.
Fire Alarm	Design	30%	30% design documents due 1/20/2017.
Fire Sprinklers	Design	30%	30% design documents due 1/20/2017.
HVAC Improvements	Design	30%	30% design documents due 1/20/2017.
Media Center improvements	Design	30%	30% design documents due 1/20/2017.
Safety / Security Upgrade	Design	30%	30% design documents due 1/20/2017.
Single Point of Entry	Design	30%	30% design documents due 1/20/2017.
School Choice Enhancement	Implementation	5%	Implementation Phase

Sheridan Park Elementary School



Project Information	
Street Address	2310 N 70 TERRACE
	HOLLYWOOD
Location Num	1321
Board District	1
Board Member	Ann Murray
ADEFP Budget *	\$3,573,377

FUNDING YEAR

(Funding year represents the year in which funds are released to initiate project planning and implementation and only includes funding figures for projects managed by OFC. Figures include SMART and DEFP for purposes of the table below.)

TOTAL OFC FUNDS	Group 1	Group 2	Group 3	Group 4	Group 5
\$3,223,377	\$8,377	\$0	\$0	\$0	\$3,215,000

SCHOOL PROJECTS **

Scope	Phase	% of Phase	Comments
Electrical Improvements	Pending Start		Planning Phase to begin: Q1 2018
Bldg Envelope Impr. (Roof, Window, Ext Wall, etc.)	Pending Start		Planning Phase to begin: Q1 2018
Fire Alarm	Pending Start		Planning Phase to begin: Q1 2018
HVAC Improvements	Pending Start		Planning Phase to begin: Q1 2018
Media Center improvements	Pending Start		Planning Phase to begin: Q1 2018
Safety / Security Upgrade	Pending Start		Planning Phase to begin: Q1 2018
School Choice Enhancement	Pending Start		Process beginning: Q4 2018.

Sheridan Technical Center



Project Information	
Street Address	3775 SW 16TH STREET
	FORT LAUDERDALE
Location Num	1051
Board District	1
Board Member	Ann Murray
ADEFP Budget *	\$8,726,000

FUNDING YEAR

(Funding year represents the year in which funds are released to initiate project planning and implementation and only includes funding figures for projects managed by OFC. Figures include SMART and DEFP for purposes of the table below.)

TOTAL OFC FUNDS	Group 1	Group 2	Group 3	Group 4	Group 5
\$8,270,000	\$400,000	\$0	\$0	\$0	\$7,870,000

SCHOOL PROJECTS **

Scope	Phase	% of Phase	Comments
Electrical Improvements	Pending Start		Planning Phase to begin: Q1 2018
Bldg Envelope Impr. (Roof, Window, Ext Wall, etc.)	Pending Start		Planning Phase to begin: Q1 2018
Fire Alarm	Pending Start		Planning Phase to begin: Q1 2018
Fire Sprinklers	Pending Start		Planning Phase to begin: Q1 2018
HVAC Improvements	Pending Start		Planning Phase to begin: Q1 2018
Media Center improvements	Pending Start		Planning Phase to begin: Q1 2018
School Choice Enhancement	Pending Start		Process beginning: Q4 2018.

Sheridan Technical High School



Project Information

Street Address	
Location Num	0422
Board District	1
Board Member	Ann Murray
ADEFP Budget *	\$2,210,000

FUNDING YEAR

(Funding year represents the year in which funds are released to initiate project planning and implementation and only includes funding figures for projects managed by OFC. Figures include SMART and DEFP for purposes of the table below.)

TOTAL OFC FUNDS	Group 1	Group 2	Group 3	Group 4	Group 5
\$2,170,000	\$0	\$0	\$0	\$0	\$2,170,000

SCHOOL PROJECTS **

Scope	Phase	% of Phase	Comments
Bldg Envelope Impr. (Roof, Window, Ext Wall, etc.)	Pending Start		Planning Phase to begin: Q3 2017
HVAC Improvements	Pending Start		Planning Phase to begin: Q3 2017
School Choice Enhancement	Pending Start		Process beginning: Q4 2018.

Silver Lakes Elementary School



Project Information

Street Address	2300 SW 173 AVENUE MIRAMAR
Location Num	3371
Board District	2
Board Member	Patricia Good
ADEFP Budget *	\$1,281,000

FUNDING YEAR

(Funding year represents the year in which funds are released to initiate project planning and implementation and only includes funding figures for projects managed by OFC. Figures include SMART and DEFP for purposes of the table below.)

TOTAL OFC FUNDS	Group 1	Group 2	Group 3	Group 4	Group 5
\$844,000	\$100,000	\$588,000	\$156,000	\$0	\$0

SCHOOL PROJECTS **

Scope	Phase	% of Phase	Comments
Bldg Envelope Impr. (Roof, Window, Ext Wall, etc.)	Designer Procurement	2%	Design negotiations underway
HVAC Improvements	Designer Procurement	2%	Design negotiations underway
School Choice Enhancement	Planning	75%	Scope selections underway

Silver Lakes Middle School



Project Information

Street Address	7600 TAM O'SHANTER BOULEVARD
	NORTH LAUDERDALE
Location Num	2971
Board District	4
Board Member	Abby M. Freedman
ADEFP Budget *	\$2,931,000

FUNDING YEAR

(Funding year represents the year in which funds are released to initiate project planning and implementation and only includes funding figures for projects managed by OFC. Figures include SMART and DEFP for purposes of the table below.)

TOTAL OFC FUNDS	Group 1	Group 2	Group 3	Group 4	Group 5
\$2,682,000	\$432,000	\$0	\$0	\$0	\$2,250,000

SCHOOL PROJECTS **

Scope	Phase	% of Phase	Comments
Bldg Envelope Impr. (Roof, Window, Ext Wall, etc.)	Pending Start		Planning Phase to begin: Q3 2018
Fire Sprinklers	Pending Start		Planning Phase to begin: Q3 2018
Media Center improvements	Pending Start		Planning Phase to begin: Q3 2018
School Choice Enhancement	Pending Start		Process beginning: Q4 2018.

Silver Palms Elementary School



Project Information	
Street Address	1209 NW 155 AVENUE
	PEMBROKE PINES
Location Num	3491
Board District	2
Board Member	Patricia Good
ADEFP Budget *	\$1,876,000

FUNDING YEAR

(Funding year represents the year in which funds are released to initiate project planning and implementation and only includes funding figures for projects managed by OFC. Figures include SMART and DEFP for purposes of the table below.)

TOTAL OFC FUNDS	Group 1	Group 2	Group 3	Group 4	Group 5
\$1,443,000	\$0	\$0	\$0	\$0	\$1,443,000

SCHOOL PROJECTS **

Scope	Phase	% of Phase	Comments
PE/Athletic Improvements	Pending Start		Planning Phase to begin: Q3 2018
Bldg Envelope Impr. (Roof, Window, Ext Wall, etc.)	Pending Start		Planning Phase to begin: Q3 2018
School Choice Enhancement	Pending Start		Process beginning: Q4 2018.

Silver Ridge Elementary School



Project Information

Street Address	9100 SW 36 STREET DAVIE
Location Num	3081
Board District	6
Board Member	Laurie Rich Levinson
ADEFP Budget *	\$2,572,000

FUNDING YEAR

(Funding year represents the year in which funds are released to initiate project planning and implementation and only includes funding figures for projects managed by OFC. Figures include SMART and DEFP for purposes of the table below.)

TOTAL OFC FUNDS	Group 1	Group 2	Group 3	Group 4	Group 5
\$2,058,000	\$100,000	\$0	\$1,958,000	\$0	\$0

SCHOOL PROJECTS **

Scope	Phase	% of Phase	Comments
Bldg Envelope Impr. (Roof, Window, Ext Wall, etc.)	Pending Start		Planning Phase to begin: Q4 2016
HVAC Improvements	Pending Start		Planning Phase to begin: Q4 2016
School Choice Enhancement	Planning	5%	Scope selections underway

Silver Shores Elementary School



Project Information

Street Address	1701 SW 160 AVENUE MIRAMAR
Location Num	3581
Board District	2
Board Member	Patricia Good
ADEFP Budget *	\$1,379,000

FUNDING YEAR

(Funding year represents the year in which funds are released to initiate project planning and implementation and only includes funding figures for projects managed by OFC. Figures include SMART and DEFP for purposes of the table below.)

TOTAL OFC FUNDS	Group 1	Group 2	Group 3	Group 4	Group 5
\$1,134,000	\$100,000	\$890,000	\$144,000	\$0	\$0

SCHOOL PROJECTS **

Scope	Phase	% of Phase	Comments
Bldg Envelope Impr. (Roof, Window, Ext Wall, etc.)	Designer Procurement	75%	Design proposals received; pending ATP & PFA
HVAC Improvements	Designer Procurement	75%	Design proposals received; pending ATP & PFA
School Choice Enhancement	Implementation	10%	Implementation Phase

Silver Trail Middle School



Project Information	
Street Address	18300 SHERIDAN STREET
	PEMBROKE PINES
Location Num	3331
Board District	2
Board Member	Patricia Good
ADEFP Budget *	\$6,105,000

FUNDING YEAR

(Funding year represents the year in which funds are released to initiate project planning and implementation and only includes funding figures for projects managed by OFC. Figures include SMART and DEFP for purposes of the table below.)

TOTAL OFC FUNDS	Group 1	Group 2	Group 3	Group 4	Group 5
\$5,360,000	\$5,360,000	\$0	\$0	\$0	\$0

SCHOOL PROJECTS **

Scope	Phase	% of Phase	Comments
Emergency Re-roofing (Bldg 2 section C & D)	Closeout	90%	Project in Closeout phase
Single Point of Entry	Complete Prior	100%	Scope of work completed prior to 2016.
HVAC Improvements	Design	15%	Designer released for Schematic Design
Re-roofing of existing Buildings #1 and part of #2.	Design	15%	Designer released for Schematic Design
School Choice Enhancement	Implementation	10%	Implementation Phase

South Broward High School



Project Information	
Street Address	1901 N FEDERAL HIGHWAY HOLLYWOOD
Location Num	0171
Board District	1
Board Member	Ann Murray
ADEFP Budget *	\$6,775,000

FUNDING YEAR

(Funding year represents the year in which funds are released to initiate project planning and implementation and only includes funding figures for projects managed by OFC. Figures include SMART and DEFP for purposes of the table below.)

TOTAL OFC FUNDS	Group 1	Group 2	Group 3	Group 4	Group 5
\$6,173,000	\$48,000	\$0	\$6,125,000	\$0	\$0

SCHOOL PROJECTS **

Scope	Phase	% of Phase	Comments
ADA renovations related to educational adequacy	Designer Procurement	25%	Board award scheduled for 2/7/17.
Electrical Improvements	Designer Procurement	25%	Board award scheduled for 2/7/17.
Bldg Envelope Impr. (Roof, Window, Ext Wall, etc.)	Designer Procurement	25%	Board award scheduled for 2/7/17.
Fire Sprinklers	Designer Procurement	25%	Board award scheduled for 2/7/17.
HVAC Improvements	Designer Procurement	25%	Board award scheduled for 2/7/17.
Safety / Security Upgrade	Designer Procurement	25%	Board award scheduled for 2/7/17.
Single Point of Entry	Designer Procurement	25%	Board award scheduled for 2/7/17.
STEM Lab improvements	Designer Procurement	25%	Board award scheduled for 2/7/17.
Weight Room Renovation	Designer Procurement	25%	Board award scheduled for 2/7/17.
School Choice Enhancement	Planning	10%	Meeting to be scheduled to review SCEP.

South Plantation High School



Project Information	
Street Address	1300 PALADIN WAY
	PLANTATION
Location Num	2351
Board District	5
Board Member	Dr. Rosalind Osgood
ADEFP Budget *	\$6,500,000

FUNDING YEAR

(Funding year represents the year in which funds are released to initiate project planning and implementation and only includes funding figures for projects managed by OFC. Figures include SMART and DEFP for purposes of the table below.)

TOTAL OFC FUNDS	Group 1	Group 2	Group 3	Group 4	Group 5
\$5,158,000	\$0	\$0	\$540,000	\$0	\$4,618,000

SCHOOL PROJECTS **

Scope	Phase	% of Phase	Comments
Single Point of Entry	Design	10%	Design projected completion March 2017.
Electrical Improvements	Pending Start		Planning Phase to begin: Q1 2018
Bldg Envelope Impr. (Roof, Window, Ext Wall, etc.)	Pending Start		Planning Phase to begin: Q1 2018
Fire Sprinklers	Pending Start		Planning Phase to begin: Q1 2018
HVAC Improvements	Pending Start		Planning Phase to begin: Q1 2018
Media Center improvements	Pending Start		Planning Phase to begin: Q1 2018
School Choice Enhancement	Pending Start		Process beginning: Q4 2018.
STEM Lab improvements	Pending Start		Planning Phase to begin: Q1 2018
Weight Room Renovation	Pending Start		Planning Phase to begin: Q1 2018

Stirling Elementary School



Project Information

Street Address	5500 STIRLING ROAD HOLLYWOOD
Location Num	0691
Board District	1
Board Member	Ann Murray
ADEFP Budget *	\$2,653,000

FUNDING YEAR

(Funding year represents the year in which funds are released to initiate project planning and implementation and only includes funding figures for projects managed by OFC. Figures include SMART and DEFP for purposes of the table below.)

TOTAL OFC FUNDS	Group 1	Group 2	Group 3	Group 4	Group 5
\$2,321,000	\$0	\$0	\$2,321,000	\$0	\$0

SCHOOL PROJECTS **

Scope	Phase	% of Phase	Comments
Bldg Envelope Impr. (Roof, Window, Ext Wall, etc.)	Designer Procurement	10%	Planning Phase to begin: Q4 2016
HVAC Improvements	Designer Procurement	10%	Planning Phase to begin: Q4 2016
School Choice Enhancement	Planning	10%	Meeting to be scheduled to review SCEP.

Stoneman Douglas High School



Project Information

Street Address	5901 PINE ISLAND ROAD
	PARKLAND
Location Num	3011
Board District	4
Board Member	Abby M. Freedman
ADEFP Budget *	\$11,937,805

FUNDING YEAR

(Funding year represents the year in which funds are released to initiate project planning and implementation and only includes funding figures for projects managed by OFC. Figures include SMART and DEFP for purposes of the table below.)

TOTAL OFC FUNDS	Group 1	Group 2	Group 3	Group 4	Group 5
\$10,328,805	\$907,805	\$0	\$0	\$0	\$9,421,000

SCHOOL PROJECTS **

Scope	Phase	% of Phase	Comments
Bldg Envelope Impr. (Roof, Window, Ext Wall, etc.)	Pending Start		Planning Phase to begin: Q3 2018
HVAC Improvements	Pending Start		Planning Phase to begin: Q3 2018
Music Room Renovation	Pending Start		Planning Phase to begin: Q3 2018
Art Room Renovation and Equipment	Pending Start		Planning Phase to begin: Q3 2018
School Choice Enhancement	Pending Start		Process beginning: Q4 2018.
Weight Room Renovation	Pending Start		Planning Phase to begin: Q3 2018
Install Fire Alarm	Planning	5%	Pending assignment to Continuing Contract

Stranahan High School



Project Information	
Street Address	1800 SW 5 PLACE
	FORT LAUDERDALE
Location Num	0211
Board District	3
Board Member	Heather P. Brinkworth
ADEFP Budget *	\$18,716,800

FUNDING YEAR

(Funding year represents the year in which funds are released to initiate project planning and implementation and only includes funding figures for projects managed by OFC. Figures include SMART and DEFP for purposes of the table below.)

TOTAL OFC FUNDS	Group 1	Group 2	Group 3	Group 4	Group 5
\$17,873,800	\$17,573,800	\$300,000	\$0	\$0	\$0

SCHOOL PROJECTS **

Scope	Phase	% of Phase	Comments
Track Resurfacing	Complete	100%	Completed 11/1/16
Electrical Improvements	Design	20%	Project kick-off held 12/20/2016.
Fire Alarm	Design	20%	Project kick-off held 12/20/2016.
Fire Sprinklers	Design	20%	Project kick-off held 12/20/2016.
HVAC Improvements	Design	20%	Project kick-off held 12/20/2016.
Media Center improvements	Design	20%	Project kick-off held 12/20/2016.
Roof and loggias replacement	Design	20%	Project kick-off held 12/20/2016.
Single Point of Entry	Design	20%	Project kick-off held 12/20/2016.
STEM Lab improvements	Design	20%	Project kick-off held 12/20/2016.
Weight Room Renovation	Design	20%	Project kick-off held 12/20/2016.
School Choice Enhancement	Implementation	16%	Implementation Phase

Sunland Park Academy



Project Information

Street Address	919 NW 13 AVENUE
	FORT LAUDERDALE
Location Num	0611
Board District	5
Board Member	Dr. Rosalind Osgood
ADEFP Budget *	\$703,000

FUNDING YEAR

(Funding year represents the year in which funds are released to initiate project planning and implementation and only includes funding figures for projects managed by OFC. Figures include SMART and DEFP for purposes of the table below.)

TOTAL OFC FUNDS	Group 1	Group 2	Group 3	Group 4	Group 5
\$598,000	\$304,000	\$294,000	\$0	\$0	\$0

SCHOOL PROJECTS **

Scope	Phase	% of Phase	Comments
Bldg Envelope Impr. (Roof, Window, Ext Wall, etc.)	Designer Procurement	10%	Design services in negotiations.
Fire Alarm	Designer Procurement	10%	Design services in negotiations.
School Choice Enhancement	Planning	50%	Scope selections underway

Sunrise Middle School



Project Information

Street Address	1750 NE 14 STREET
	FORT LAUDERDALE
Location Num	0251
Board District	3
Board Member	Heather P. Brinkworth
ADEFP Budget *	\$3,456,000

FUNDING YEAR

(Funding year represents the year in which funds are released to initiate project planning and implementation and only includes funding figures for projects managed by OFC. Figures include SMART and DEFP for purposes of the table below.)

TOTAL OFC FUNDS	Group 1	Group 2	Group 3	Group 4	Group 5
\$3,039,000	\$112,000	\$2,071,000	\$856,000	\$0	\$0

SCHOOL PROJECTS **

Scope	Phase	% of Phase	Comments
Single Point of Entry	Design	10%	Design projected completion March 2017.
Electrical Improvements	Designer Procurement	60%	Design services in negotiations.
Bldg Envelope Impr. (Roof, Window, Ext Wall, etc.)	Designer Procurement	60%	Design services in negotiations.
Fire Sprinklers	Designer Procurement	60%	Design services in negotiations.
HVAC Improvements	Designer Procurement	60%	Design services in negotiations.
Safety / Security Upgrade	Designer Procurement	60%	Design services in negotiations.
School Choice Enhancement	Planning	80%	Scope selections underway

Sunset Lakes Elementary School



Project Information

Street Address	18400 SW 25 STREET MIRAMAR
Location Num	3661
Board District	2
Board Member	Patricia Good
ADEFP Budget *	\$1,647,000

FUNDING YEAR

(Funding year represents the year in which funds are released to initiate project planning and implementation and only includes funding figures for projects managed by OFC. Figures include SMART and DEFP for purposes of the table below.)

TOTAL OFC FUNDS	Group 1	Group 2	Group 3	Group 4	Group 5
\$1,311,000	\$100,000	\$0	\$1,211,000	\$0	\$0

SCHOOL PROJECTS **

Scope	Phase	% of Phase	Comments
School Choice Enhancement	Implementation	10%	Implementation Phase
Bldg Envelope Impr. (Roof, Window, Ext Wall, etc.)	Pending Start		Planning Phase to begin: Q2 2017
HVAC Improvements	Pending Start		Planning Phase to begin: Q2 2017

Sunshine Elementary School



Project Information

Street Address	7737 W LASALLE BOULEVARD MIRAMAR
Location Num	1171
Board District	2
Board Member	Patricia Good
ADEFP Budget *	\$1,660,000

FUNDING YEAR

(Funding year represents the year in which funds are released to initiate project planning and implementation and only includes funding figures for projects managed by OFC. Figures include SMART and DEFP for purposes of the table below.)

TOTAL OFC FUNDS	Group 1	Group 2	Group 3	Group 4	Group 5
\$1,326,000	\$0	\$0	\$60,000	\$0	\$1,266,000

SCHOOL PROJECTS **

Scope	Phase	% of Phase	Comments
Single Point of Entry	Complete Prior	100%	Scope of work completed prior to 2016.
Bldg Envelope Impr. (Roof, Window, Ext Wall, etc.)	Pending Start		Planning Phase to begin: Q2 2018
Fire Alarm	Pending Start		Planning Phase to begin: Q2 2018
Fire Sprinklers	Pending Start		Planning Phase to begin: Q2 2018
HVAC Improvements	Pending Start		Planning Phase to begin: Q2 2018
School Choice Enhancement	Pending Start		Process beginning: Q4 2018.

Tamarac Elementary School



Project Information	
Street Address	7601 N UNIVERSITY DRIVE TAMARAC
Location Num	2621
Board District	4
Board Member	Abby M. Freedman
ADEFP Budget *	\$4,047,000

FUNDING YEAR

(Funding year represents the year in which funds are released to initiate project planning and implementation and only includes funding figures for projects managed by OFC. Figures include SMART and DEFP for purposes of the table below.)

TOTAL OFC FUNDS	Group 1	Group 2	Group 3	Group 4	Group 5
\$3,586,000	\$2,232,000	\$854,000	\$205,000	\$295,000	\$0

SCHOOL PROJECTS **

Scope	Phase	% of Phase	Comments
Bldg Envelope Impr. (Roof, Window, Ext Wall, etc.)	Design	10%	Project Validation phase in progress.
Fire Sprinklers	Design	10%	Project Validation phase in progress.
HVAC Improvements	Design	10%	Project Validation phase in progress.
School Choice Enhancement	Implementation	40%	Implementation Phase
Media Center improvements	Pending Start		Planning Phase to begin: Q4 2017

* ADEFP - Adopted District Educational Facility Plan as approved by SBBC in 9/16. This budget includes Technology Improvements and Musical Instrument Replacements which are not included in this section of the report.

** All dates are based on calendar year. SMART funded projects are included. DEFP projects are omitted from this project list.

Note: Projects without expenditures to date may not show up in the "Financially Active Project Detail Schedule".

Taravella, J.P. High School



Project Information	
Street Address	10600 RIVERSIDE DRIVE CORAL SPRINGS
Location Num	2751
Board District	4
Board Member	Abby M. Freedman
ADEFP Budget *	\$14,159,554

FUNDING YEAR

(Funding year represents the year in which funds are released to initiate project planning and implementation and only includes funding figures for projects managed by OFC. Figures include SMART and DEFP for purposes of the table below.)

TOTAL OFC FUNDS	Group 1	Group 2	Group 3	Group 4	Group 5
\$12,509,554	\$458,554	\$300,000	\$540,000	\$11,211,000	\$0

SCHOOL PROJECTS **

Scope	Phase	% of Phase	Comments
Single Point of Entry	Design	50%	ATP approved by Capital.
School Choice Enhancement	Pending Start		Process beginning: Q4 2017.
Bldg Envelope Impr. (Roof, Window, Ext Wall, etc.)	Planning	25%	Planning Phase to begin: Q1 2017
Fire Sprinklers	Planning	25%	Planning Phase to begin: Q1 2017
HVAC Improvements	Planning	25%	Planning Phase to begin: Q1 2017
Media Center improvements	Planning	25%	Planning Phase to begin: Q1 2017
Safety / Security Upgrade	Planning	25%	Planning Phase to begin: Q1 2017
STEM Lab improvements	Planning	25%	Planning Phase to begin: Q1 2017
Track Resurfacing	Planning	25%	Pending engineer design approval
Weight Room Renovation	Planning	25%	Planning Phase to begin: Q1 2017

Tedder Elementary School



Project Information

Street Address	4157 NE 1 TERRACE POMPANO BEACH
Location Num	0571
Board District	7
Board Member	Nora Rupert
ADEFP Budget *	\$3,483,000

FUNDING YEAR

(Funding year represents the year in which funds are released to initiate project planning and implementation and only includes funding figures for projects managed by OFC. Figures include SMART and DEFP for purposes of the table below.)

TOTAL OFC FUNDS	Group 1	Group 2	Group 3	Group 4	Group 5
\$3,288,000	\$0	\$3,288,000	\$0	\$0	\$0

SCHOOL PROJECTS **

Scope	Phase	% of Phase	Comments
PE/Athletic Improvements	Designer Procurement	5%	Designer QSEC: 10/10/16
Bldg Envelope Impr. (Roof, Window, Ext Wall, etc.)	Designer Procurement	5%	Designer QSEC: 10/10/16
Fire Alarm	Designer Procurement	5%	Designer QSEC: 10/10/16
Fire Sprinklers	Designer Procurement	5%	Designer QSEC: 10/10/16
HVAC Improvements	Designer Procurement	5%	Designer QSEC: 10/10/16
School Choice Enhancement	Implementation	10%	Implementation Phase

Tequesta Trace Middle School



Project Information

Street Address	1800 INDIAN TRACE
	FORT LAUDERDALE
Location Num	3151
Board District	6
Board Member	Laurie Rich Levinson
ADEFP Budget *	\$4,166,000

FUNDING YEAR

(Funding year represents the year in which funds are released to initiate project planning and implementation and only includes funding figures for projects managed by OFC. Figures include SMART and DEFP for purposes of the table below.)

TOTAL OFC FUNDS	Group 1	Group 2	Group 3	Group 4	Group 5
\$3,624,000	\$15,000	\$0	\$233,000	\$3,376,000	\$0

SCHOOL PROJECTS **

Scope	Phase	% of Phase	Comments
Single Point of Entry	Design	10%	Design projected completion March 2017.
Electrical Improvements	Pending Start		Planning Phase to begin: Q4 2017
Bldg Envelope Impr. (Roof, Window, Ext Wall, etc.)	Pending Start		Planning Phase to begin: Q4 2017
Fire Alarm	Pending Start		Planning Phase to begin: Q4 2017
HVAC Improvements	Pending Start		Planning Phase to begin: Q4 2017
School Choice Enhancement	Pending Start		Process beginning: Q4 2017.
Fire Sprinklers	Planning	5%	Pending assignment to Continuing Contract

The Quest Center



Project Information

Street Address	6401 CHARLESTON STREET HOLLYWOOD
Location Num	1021
Board District	1
Board Member	Ann Murray
ADEFP Budget *	\$2,004,000

FUNDING YEAR

(Funding year represents the year in which funds are released to initiate project planning and implementation and only includes funding figures for projects managed by OFC. Figures include SMART and DEFP for purposes of the table below.)

TOTAL OFC FUNDS	Group 1	Group 2	Group 3	Group 4	Group 5
\$1,878,000	\$1,034,000	\$0	\$844,000	\$0	\$0

SCHOOL PROJECTS **

Scope	Phase	% of Phase	Comments
Single Point of Entry	Complete Prior	100%	Scope of work completed prior to 2016.
Electrical Improvements	Designer Procurement	60%	ATP approval pending.
Fire Alarm	Designer Procurement	60%	ATP approval pending.
HVAC Improvements	Designer Procurement	60%	ATP approval pending.
Safety / Security Upgrade	Designer Procurement	60%	ATP approval pending.
School Choice Enhancement	Planning	30%	Scope selections underway

Thurgood Marshall Elementary School



Project Information	
Street Address	800 NW 13 STREET
	FORT LAUDERDALE
Location Num	3291
Board District	5
Board Member	Dr. Rosalind Osgood
ADEFP Budget *	\$2,298,736

FUNDING YEAR

(Funding year represents the year in which funds are released to initiate project planning and implementation and only includes funding figures for projects managed by OFC. Figures include SMART and DEFP for purposes of the table below.)

TOTAL OFC FUNDS	Group 1	Group 2	Group 3	Group 4	Group 5
\$2,099,736	\$53,736	\$0	\$0	\$0	\$2,046,000

SCHOOL PROJECTS **

Scope	Phase	% of Phase	Comments
Bldg Envelope Impr. (Roof, Window, Ext Wall, etc.)	Pending Start		Planning Phase to begin: Q2 2017
HVAC Improvements	Pending Start		Planning Phase to begin: Q2 2017
School Choice Enhancement	Pending Start		Process beginning: Q4 2018.

Tradewinds Elementary School



Project Information	
Street Address	5400 JOHNSON ROAD
	COCONUT CREEK
Location Num	3481
Board District	7
Board Member	Nora Rupert
ADEFP Budget *	\$2,480,000

FUNDING YEAR

(Funding year represents the year in which funds are released to initiate project planning and implementation and only includes funding figures for projects managed by OFC. Figures include SMART and DEFP for purposes of the table below.)

TOTAL OFC FUNDS	Group 1	Group 2	Group 3	Group 4	Group 5
\$2,006,000	\$0	\$0	\$195,000	\$0	\$1,811,000

SCHOOL PROJECTS **

Scope	Phase	% of Phase	Comments
Single Point of Entry	Design	90%	Pending permit.
PE/Athletic Improvements	Pending Start		Planning Phase to begin: Q3 2017
Bldg Envelope Impr. (Roof, Window, Ext Wall, etc.)	Pending Start		Planning Phase to begin: Q3 2017
HVAC Improvements	Pending Start		Planning Phase to begin: Q3 2017
Music Room Renovation	Pending Start		Planning Phase to begin: Q3 2017
Conversion of Existing Space to Music and/or Art Lab(s)	Pending Start		Planning Phase to begin: Q3 2017
School Choice Enhancement	Pending Start		Process beginning: Q4 2018.

Tropical Elementary School



Project Information	
Street Address	1500 SW 66 AVENUE
	PLANTATION
Location Num	0731
Board District	6
Board Member	Laurie Rich Levinson
ADEFP Budget *	\$1,344,000

FUNDING YEAR

(Funding year represents the year in which funds are released to initiate project planning and implementation and only includes funding figures for projects managed by OFC. Figures include SMART and DEFP for purposes of the table below.)

TOTAL OFC FUNDS	Group 1	Group 2	Group 3	Group 4	Group 5
\$1,012,000	\$266,000	\$285,000	\$55,000	\$406,000	\$0

SCHOOL PROJECTS **

Scope	Phase	% of Phase	Comments
Fire Alarm	Designer Procurement	10%	Design fee proposal pending.
Fire Sprinklers	Designer Procurement	10%	Design fee proposal pending.
HVAC Improvements	Designer Procurement	10%	Design fee proposal pending.
Bldg Envelope Impr. (Roof, Window, Ext Wall, etc.)	Pending Start		Planning Phase to begin: Q2 2017
Media Center improvements	Pending Start		Planning Phase to begin: Q2 2017
Conversion of Existing Space to Music and/or Art Lab(s)	Pending Start		Planning Phase to begin: Q2 2017
School Choice Enhancement	Planning	5%	Scope selections underway

Twin Lakes Annex



Project Information

Street Address	
Location Num	3251
Board District	0
Board Member	Dr. Rosalind Osgood
ADEFP Budget *	\$2,097,889

FUNDING YEAR

(Funding year represents the year in which funds are released to initiate project planning and implementation and only includes funding figures for projects managed by OFC. Figures include SMART and DEFP for purposes of the table below.)

TOTAL OFC FUNDS	Group 1	Group 2	Group 3	Group 4	Group 5
\$2,097,889	\$2,097,889	\$0	\$0	\$0	\$0

SCHOOL PROJECTS **

Village Elementary School



Project Information	
Street Address	2100 NW 70 AVENUE
	SUNRISE
Location Num	1621
Board District	5
Board Member	Dr. Rosalind Osgood
ADEFP Budget *	\$1,570,000

FUNDING YEAR

(Funding year represents the year in which funds are released to initiate project planning and implementation and only includes funding figures for projects managed by OFC. Figures include SMART and DEFP for purposes of the table below.)

TOTAL OFC FUNDS	Group 1	Group 2	Group 3	Group 4	Group 5
\$1,298,000	\$100,000	\$597,000	\$601,000	\$0	\$0

SCHOOL PROJECTS **

Scope	Phase	% of Phase	Comments
Single Point of Entry	Design	90%	Pending permit.
Bldg Envelope Impr. (Roof, Window, Ext Wall, etc.)	Designer Procurement	5%	Planning Phase to begin: Q4 2016
Fire Alarm	Designer Procurement	5%	Planning Phase to begin: Q4 2016
Fire Sprinklers	Designer Procurement	5%	Planning Phase to begin: Q4 2016
HVAC Improvements	Designer Procurement	5%	Planning Phase to begin: Q4 2016
Media Center improvements	Designer Procurement	5%	Planning Phase to begin: Q4 2016
School Choice Enhancement	Implementation	10%	Implementation Phase

Walker Elementary School



Project Information

Street Address	1001 NW 4 STREET FORT LAUDERDALE
Location Num	0321
Board District	5
Board Member	Dr. Rosalind Osgood
ADEFP Budget *	\$1,874,000

FUNDING YEAR

(Funding year represents the year in which funds are released to initiate project planning and implementation and only includes funding figures for projects managed by OFC. Figures include SMART and DEFP for purposes of the table below.)

TOTAL OFC FUNDS	Group 1	Group 2	Group 3	Group 4	Group 5
\$1,691,000	\$100,000	\$1,211,000	\$380,000	\$0	\$0

SCHOOL PROJECTS **

Scope	Phase	% of Phase	Comments
Bldg Envelope Impr. (Roof, Window, Ext Wall, etc.)	Designer Procurement	10%	Designer services under negotiations.
Fire Alarm	Designer Procurement	10%	Designer services under negotiations.
HVAC Improvements	Designer Procurement	10%	Designer services under negotiations.
School Choice Enhancement	Implementation	80%	Implementation Phase

Watkins Elementary School



Project Information	
Street Address	3520 SW 52 AVENUE
	HOLLYWOOD
Location Num	0511
Board District	1
Board Member	Ann Murray
ADEFP Budget *	\$1,389,000

FUNDING YEAR

(Funding year represents the year in which funds are released to initiate project planning and implementation and only includes funding figures for projects managed by OFC. Figures include SMART and DEFP for purposes of the table below.)

TOTAL OFC FUNDS	Group 1	Group 2	Group 3	Group 4	Group 5
\$1,131,000	\$50,000	\$0	\$60,000	\$0	\$1,021,000

SCHOOL PROJECTS **

Scope	Phase	% of Phase	Comments
Single Point of Entry	Complete Prior	100%	Scope of work completed prior to 2016.
Bldg Envelope Impr. (Roof, Window, Ext Wall, etc.)	Pending Start		Planning Phase to begin: Q1 2018
Fire Sprinklers	Pending Start		Planning Phase to begin: Q1 2018
School Choice Enhancement	Pending Start		Process beginning: Q4 2018.

Welleby Elementary School



Project Information	
Street Address	3230 NOB HILL ROAD
	SUNRISE
Location Num	2881
Board District	5
Board Member	Dr. Rosalind Osgood
ADEFP Budget *	\$3,471,000

FUNDING YEAR

(Funding year represents the year in which funds are released to initiate project planning and implementation and only includes funding figures for projects managed by OFC. Figures include SMART and DEFP for purposes of the table below.)

TOTAL OFC FUNDS	Group 1	Group 2	Group 3	Group 4	Group 5
\$3,070,000	\$0	\$0	\$195,000	\$0	\$2,875,000

SCHOOL PROJECTS **

Scope	Phase	% of Phase	Comments
Single Point of Entry	Complete Prior	100%	Scope of work completed prior to 2016.
Electrical Improvements	Pending Start		Planning Phase to begin: Q2 2018
Bldg Envelope Impr. (Roof, Window, Ext Wall, etc.)	Pending Start		Planning Phase to begin: Q2 2018
Fire Alarm	Pending Start		Planning Phase to begin: Q2 2018
Fire Sprinklers	Pending Start		Planning Phase to begin: Q2 2018
HVAC Improvements	Pending Start		Planning Phase to begin: Q2 2018
School Choice Enhancement	Pending Start		Process beginning: Q4 2018.

West Broward High School



Project Information	
Street Address	500 NW 209 AVENUE
	PEMBROKE PINES
Location Num	3971
Board District	2
Board Member	Patricia Good
ADEFP Budget *	\$2,025,000

FUNDING YEAR

(Funding year represents the year in which funds are released to initiate project planning and implementation and only includes funding figures for projects managed by OFC. Figures include SMART and DEFP for purposes of the table below.)

TOTAL OFC FUNDS	Group 1	Group 2	Group 3	Group 4	Group 5
\$959,000	\$100,000	\$0	\$300,000	\$121,000	\$438,000

SCHOOL PROJECTS **

Scope	Phase	% of Phase	Comments
School Choice Enhancement	Implementation	40%	Implementation Phase
HVAC Improvements	Pending Start		Planning Phase to begin: Q2 2018
Weight Room Renovation	Pending Start		Planning Phase to begin: Q2 2018
Track Resurfacing	Planning	25%	New bids received and under review

West Hollywood Elementary School



Project Information

Street Address	6301 HOLLYWOOD BOULEVARD HOLLYWOOD
Location Num	0161
Board District	1
Board Member	Ann Murray
ADEFP Budget *	\$3,009,000

FUNDING YEAR

(Funding year represents the year in which funds are released to initiate project planning and implementation and only includes funding figures for projects managed by OFC. Figures include SMART and DEFP for purposes of the table below.)

TOTAL OFC FUNDS	Group 1	Group 2	Group 3	Group 4	Group 5
\$2,779,000	\$1,744,000	\$294,000	\$741,000	\$0	\$0

SCHOOL PROJECTS **

Scope	Phase	% of Phase	Comments
Bldg Envelope Impr. (Roof, Window, Ext Wall, etc.)	Designer Procurement	75%	Negotiations completed.
Fire Alarm	Designer Procurement	75%	Negotiations completed.
HVAC Improvements	Designer Procurement	75%	Negotiations completed.
School Choice Enhancement	Implementation	10%	Implementation Phase

Westchester Elementary School



Project Information

Street Address	12405 ROYAL PALM BOULEVARD
	CORAL SPRINGS
Location Num	2681
Board District	4
Board Member	Abby M. Freedman
ADEFP Budget *	\$4,075,142

FUNDING YEAR

(Funding year represents the year in which funds are released to initiate project planning and implementation and only includes funding figures for projects managed by OFC. Figures include SMART and DEFP for purposes of the table below.)

TOTAL OFC FUNDS	Group 1	Group 2	Group 3	Group 4	Group 5
\$3,645,142	\$2,220,142	\$772,000	\$653,000	\$0	\$0

SCHOOL PROJECTS **

Scope	Phase	% of Phase	Comments
Electrical Improvements	Designer Procurement	70%	Pending negotiations with designer.
Bldg Envelope Impr. (Roof, Window, Ext Wall, etc.)	Designer Procurement	70%	Pending negotiations with designer.
Fire Sprinklers	Designer Procurement	70%	Pending negotiations with designer.
HVAC Improvements	Designer Procurement	70%	Pending negotiations with designer.
Media Center improvements	Designer Procurement	70%	Pending negotiations with designer.
School Choice Enhancement	Implementation	30%	Implementation Phase

Western High School



Project Information	
Street Address	1200 SW 136 AVENUE
	DAVIE
Location Num	2831
Board District	6
Board Member	Laurie Rich Levinson
ADEFP Budget *	\$6,153,000

FUNDING YEAR

(Funding year represents the year in which funds are released to initiate project planning and implementation and only includes funding figures for projects managed by OFC. Figures include SMART and DEFP for purposes of the table below.)

TOTAL OFC FUNDS	Group 1	Group 2	Group 3	Group 4	Group 5
\$4,747,000	\$300,000	\$0	\$0	\$4,447,000	\$0

SCHOOL PROJECTS **

Scope	Phase	% of Phase	Comments
Track Resurfacing	Complete	100%	Completed 11/17/16
School Choice Enhancement	Pending Start		Process beginning: Q4 2017.
Electrical Improvements	Planning	25%	Planning Phase to begin: Q1 2017
Bldg Envelope Impr. (Roof, Window, Ext Wall, etc.)	Planning	25%	Planning Phase to begin: Q1 2017
HVAC Improvements	Planning	25%	Planning Phase to begin: Q1 2017
Media Center improvements	Planning	25%	Planning Phase to begin: Q1 2017
Safety / Security Upgrade	Planning	25%	Planning Phase to begin: Q1 2017
STEM Lab improvements	Planning	25%	Planning Phase to begin: Q1 2017
Weight Room Renovation	Planning	25%	Planning Phase to begin: Q1 2017

Westglades Middle School



Project Information

Street Address	11000 HOLMBERG ROAD PARKLAND
Location Num	3871
Board District	4
Board Member	Abby M. Freedman
ADEFP Budget *	\$4,097,200

FUNDING YEAR

(Funding year represents the year in which funds are released to initiate project planning and implementation and only includes funding figures for projects managed by OFC. Figures include SMART and DEFP for purposes of the table below.)

TOTAL OFC FUNDS	Group 1	Group 2	Group 3	Group 4	Group 5
\$3,453,200	\$283,200	\$0	\$233,000	\$0	\$2,937,000

SCHOOL PROJECTS **

Scope	Phase	% of Phase	Comments
Single Point of Entry	Design	30%	Design projected completion March 2017.
Bldg Envelope Impr. (Roof, Window, Ext Wall, etc.)	Pending Start		Planning Phase to begin: Q3 2018
School Choice Enhancement	Pending Start		Process beginning: Q4 2018.

Westpine Middle School



Project Information

Street Address	9393 NW 50 STREET
	SUNRISE
Location Num	2052
Board District	5
Board Member	Dr. Rosalind Osgood
ADEFP Budget *	\$3,099,000

FUNDING YEAR

(Funding year represents the year in which funds are released to initiate project planning and implementation and only includes funding figures for projects managed by OFC. Figures include SMART and DEFP for purposes of the table below.)

TOTAL OFC FUNDS	Group 1	Group 2	Group 3	Group 4	Group 5
\$2,618,000	\$0	\$0	\$233,000	\$2,385,000	\$0

SCHOOL PROJECTS **

Scope	Phase	% of Phase	Comments
Single Point of Entry	Design	10%	Design projected completion March 2017.
Bldg Envelope Impr. (Roof, Window, Ext Wall, etc.)	Pending Start		Planning Phase to begin: Q3 2017
Fire Sprinklers	Pending Start		Planning Phase to begin: Q3 2017
HVAC Improvements	Pending Start		Planning Phase to begin: Q3 2017
School Choice Enhancement	Pending Start		Process beginning: Q4 2017.

Westwood Heights Elementary School



Project Information

Street Address	2861 SW 9 STREET
	FORT LAUDERDALE
Location Num	0631
Board District	3
Board Member	Heather P. Brinkworth
ADEFP Budget *	\$2,004,000

FUNDING YEAR

(Funding year represents the year in which funds are released to initiate project planning and implementation and only includes funding figures for projects managed by OFC. Figures include SMART and DEFP for purposes of the table below.)

TOTAL OFC FUNDS	Group 1	Group 2	Group 3	Group 4	Group 5
\$1,820,000	\$728,000	\$0	\$1,092,000	\$0	\$0

SCHOOL PROJECTS **

Scope	Phase	% of Phase	Comments
Bldg Envelope Impr. (Roof, Window, Ext Wall, etc.)	Designer Procurement	5%	Planning Phase to begin: Q3 2016
HVAC Improvements	Designer Procurement	5%	Planning Phase to begin: Q3 2016
Media Center improvements	Designer Procurement	5%	Planning Phase to begin: Q3 2016
School Choice Enhancement	Implementation	60%	Implementation Phase

Whiddon-Rogers Education Center



Project Information	
Street Address	700 SW 26TH STREET
	FORT LAUDERDALE
Location Num	0452
Board District	3
Board Member	Heather P. Brinkworth
ADEFP Budget *	\$5,680,000

FUNDING YEAR

(Funding year represents the year in which funds are released to initiate project planning and implementation and only includes funding figures for projects managed by OFC. Figures include SMART and DEFP for purposes of the table below.)

TOTAL OFC FUNDS	Group 1	Group 2	Group 3	Group 4	Group 5
\$5,426,000	\$5,426,000	\$0	\$0	\$0	\$0

SCHOOL PROJECTS **

Scope	Phase	% of Phase	Comments
Replacement of building 13	Designer Procurement	75%	Final proposal from designer pending.
Replacement of building 12	Designer Procurement	75%	Final proposal from designer pending.
Replacement of building 11	Designer Procurement	75%	Final proposal from designer pending.
Replacement of building 10	Designer Procurement	75%	Final proposal from designer pending.
Bldg Envelope Impr. (Roof, Window, Ext Wall, etc.)	Designer Procurement	75%	Final proposal from designer pending.
Fire Alarm	Designer Procurement	75%	Final proposal from designer pending.
HVAC Improvements	Designer Procurement	75%	Final proposal from designer pending.
Media Center improvements	Designer Procurement	75%	Final proposal from designer pending.
School Choice Enhancement	Implementation	20%	Implementation Phase

Whispering Pines Education Center



Project Information	
Street Address	3609 SW 89TH AVENUE
	MIRAMAR
Location Num	1752
Board District	2
Board Member	Patricia Good
ADEFP Budget *	\$3,119,466

FUNDING YEAR

(Funding year represents the year in which funds are released to initiate project planning and implementation and only includes funding figures for projects managed by OFC. Figures include SMART and DEFP for purposes of the table below.)

TOTAL OFC FUNDS	Group 1	Group 2	Group 3	Group 4	Group 5
\$3,036,466	\$566,466	\$0	\$270,000	\$0	\$2,200,000

SCHOOL PROJECTS **

Scope	Phase	% of Phase	Comments
Single Point of Entry	Design	30%	Design projected completion March 2017.
Bldg Envelope Impr. (Roof, Window, Ext Wall, etc.)	Pending Start		Planning Phase to begin: Q2 2018
Fire Alarm	Pending Start		Planning Phase to begin: Q2 2018
Fire Sprinklers	Pending Start		Planning Phase to begin: Q2 2018
HVAC Improvements	Pending Start		Planning Phase to begin: Q2 2018
School Choice Enhancement	Pending Start		Process beginning: Q4 2018.

Wilton Manors Elementary School



Project Information

Street Address	2401 NE 3 AVENUE
	FORT LAUDERDALE
Location Num	0191
Board District	3
Board Member	Heather P. Brinkworth
ADEFP Budget *	\$3,757,000

FUNDING YEAR

(Funding year represents the year in which funds are released to initiate project planning and implementation and only includes funding figures for projects managed by OFC. Figures include SMART and DEFP for purposes of the table below.)

TOTAL OFC FUNDS	Group 1	Group 2	Group 3	Group 4	Group 5
\$3,538,000	\$0	\$0	\$0	\$3,538,000	\$0

SCHOOL PROJECTS **

Scope	Phase	% of Phase	Comments
School Choice Enhancement	Pending Start		Process beginning: Q4 2017.
Bldg Envelope Impr. (Roof, Window, Ext Wall, etc.)	Planning	50%	Planning Phase to begin: Q1 2017
Fire Alarm	Planning	50%	Planning Phase to begin: Q1 2017
HVAC Improvements	Planning	50%	Planning Phase to begin: Q1 2017

Wingate Oaks Center



Project Information

Street Address	1211 NW 33RD TERRACE
	FORT LAUDERDALE
Location Num	0991
Board District	5
Board Member	Dr. Rosalind Osgood
ADEFP Budget *	\$2,883,000

FUNDING YEAR

(Funding year represents the year in which funds are released to initiate project planning and implementation and only includes funding figures for projects managed by OFC. Figures include SMART and DEFP for purposes of the table below.)

TOTAL OFC FUNDS	Group 1	Group 2	Group 3	Group 4	Group 5
\$2,658,000	\$2,658,000	\$0	\$0	\$0	\$0

SCHOOL PROJECTS **

Scope	Phase	% of Phase	Comments
Bldg Envelope Impr. (Roof, Window, Ext Wall, etc.)	Design	20%	Scope Validation received from designer.
Fire Alarm	Design	20%	Scope Validation received from designer.
Replacement of HVAC equipment in buildings 1,2,4,5.	Design	20%	Scope Validation received from designer.
Media Center improvements	Design	20%	Scope Validation received from designer.
School Choice Enhancement	Implementation	10%	Implementation Phase

Winston Park Elementary School



Project Information

Street Address	4000 WINSTON PARK BOULEVARD COCONUT CREEK
Location Num	3091
Board District	7
Board Member	Nora Rupert
ADEFP Budget *	\$3,388,000

FUNDING YEAR

(Funding year represents the year in which funds are released to initiate project planning and implementation and only includes funding figures for projects managed by OFC. Figures include SMART and DEFP for purposes of the table below.)

TOTAL OFC FUNDS	Group 1	Group 2	Group 3	Group 4	Group 5
\$2,781,000	\$0	\$0	\$0	\$2,781,000	\$0

SCHOOL PROJECTS **

Scope	Phase	% of Phase	Comments
Bldg Envelope Impr. (Roof, Window, Ext Wall, etc.)	Pending Start		Planning Phase to begin: Q4 2017
Fire Sprinklers	Pending Start		Planning Phase to begin: Q4 2017
HVAC Improvements	Pending Start		Planning Phase to begin: Q4 2017
Music Room Renovation	Pending Start		Planning Phase to begin: Q4 2017
Conversion of Existing Space to Music and/or Art Lab(s)	Pending Start		Planning Phase to begin: Q4 2017
Art Room Renovation and Equipment	Pending Start		Planning Phase to begin: Q4 2017
School Choice Enhancement	Pending Start		Process beginning: Q4 2017.

Young, Virginia Shuman Elementary School



Project Information

Street Address	101 NE 11 AVENUE
	FORT LAUDERDALE
Location Num	3321
Board District	3
Board Member	Heather P. Brinkworth
ADEFP Budget *	\$2,146,000

FUNDING YEAR

(Funding year represents the year in which funds are released to initiate project planning and implementation and only includes funding figures for projects managed by OFC. Figures include SMART and DEFP for purposes of the table below.)

TOTAL OFC FUNDS	Group 1	Group 2	Group 3	Group 4	Group 5
\$1,824,000	\$0	\$0	\$0	\$1,824,000	\$0

SCHOOL PROJECTS **

Scope	Phase	% of Phase	Comments
Bldg Envelope Impr. (Roof, Window, Ext Wall, etc.)	Pending Start		Planning Phase to begin: Q3 2017
Fire Alarm	Pending Start		Planning Phase to begin: Q3 2017
HVAC Improvements	Pending Start		Planning Phase to begin: Q3 2017
School Choice Enhancement	Pending Start		Process beginning: Q4 2017.

Young, Walter C. Middle School



Project Information	
Street Address	901 NW 129 AVENUE
	PEMBROKE PINES
Location Num	3001
Board District	2
Board Member	Patricia Good
ADEFP Budget *	\$9,897,000

FUNDING YEAR

(Funding year represents the year in which funds are released to initiate project planning and implementation and only includes funding figures for projects managed by OFC. Figures include SMART and DEFP for purposes of the table below.)

TOTAL OFC FUNDS	Group 1	Group 2	Group 3	Group 4	Group 5
\$9,313,000	\$0	\$0	\$9,313,000	\$0	\$0

SCHOOL PROJECTS **

Scope	Phase	% of Phase	Comments
Replacement of building 1	Planning	5%	Planning Phase to begin: Q4 2016
Bldg Envelope Impr. (Roof, Window, Ext Wall, etc.)	Planning	5%	Planning Phase to begin: Q4 2016
HVAC Improvements	Planning	5%	Planning Phase to begin: Q4 2016
Media Center improvements	Planning	5%	Planning Phase to begin: Q4 2016
School Choice Enhancement	Planning	10%	Meeting to be scheduled to review SCEP.

* ADEFP - Adopted District Educational Facility Plan as approved by SBBC in 9/16. This budget includes Technology Improvements and Musical Instrument Replacements which are not included in this section of the report.

** All dates are based on calendar year. SMART funded projects are included. DEFP projects are omitted from this project list.

Note: Projects without expenditures to date may not show up in the "Financially Active Project Detail Schedule".





Section 5

Budget Activity

I. Benjamin Leong, Chief Financial Officer

Budget Activity Report Contents

Introduction	Page 380
Glossary of Terms	Page 381
School Board Approved Amendments	Page 382
Analysis of Expenditure Changes from Previous Quarter	Page 383
Expense Chart	Page 384
Notes to Budget Activity Report	Page 385
Summary Schedule	Page 387
Financially Active Projects Summary Schedule	Page 388
Financially Active Projects Detail	Page 389
Remaining Projects Summary	Page 474
Remaining Projects Details	Page 475

Introduction:

The purpose of the Budget Activity Report Section is to provide information on the financial activity for projects in the SMART Program Quarterly Update. **The Budget Activity Report may give some indication about project activity but it does not give the status of a project and should be used in conjunction with a construction status report.** Within this Budget Activity Report, projects are shown as “financially active” when the project has existing commitments and/or expenses. Project commitments and expenses include, but are not limited to, advertising costs during the planning and procurement phase, design costs, construction costs, permitting costs, equipment, work orders, and program management fees.

The voter approved \$800 million general obligation bonds (GOB) were combined with other non-GOB capital funding to total the \$987 million SMART Program. Full details of the SMART Program are included in the District's Adopted District Educational Facilities Plan (Adopted DEFP). The first series of the GOB was issued in June 2015. Additional GOB series will be issued in the future to ensure the projects have available funds in-line with the projected construction delivery timelines.

This Budget Activity Report is for the Second Quarter of the 2017 Fiscal Year that ended on December 31, 2016. The capital budget for the SMART Program currently spans three fiscal years (Program Years 1, 2 & 3). When combined with the accelerated funding described above this report includes detail on \$655.5 million in SMART Program funding.

SMART Appropriations	Program Year 1 (FY 2015)	Program Year 2 (FY 2016)	Program Year 3 (FY 2017)	Program Year 4 (FY 2018)	Program Year 5 (FY 2019)	Total
Safety	\$ 24.8	\$ 32.7	\$ 24.2	\$ 18.3	\$ 25.6	\$ 125.6
Music & Art	5.5	9.8	6.4	9.9	9.4	41.0
Athletics	1.8	1.8	1.8	0.9	1.0	7.3
Renovation	159.2	149.6	157.0	120.5	146.4	732.7
Technology	42.5	23.8	14.6			80.9
Total	\$ 233.8	\$ 217.7	\$ 204.0	\$ 149.6	\$ 182.4	\$ 987.5
	\$655.5					

On January 27, 2015 the School Board approved a resolution to create the Bond Oversight Committee (BOC) to act as an independent citizen's advisory committee to the School Board. The District recognizes the importance of establishing a mechanism to encourage greater accountability, transparency, public support and confidence in the use of GOB funds. Florida TaxWatch, a not-for-profit government watchdog group is providing the BOC independent analysis and recommendations on best practices.

The Budget Activity Report Section is organized in a logical way that includes this Introduction, a Glossary of Terms and Notes to the Budget Activity Report.

Glossary of Terms

GOB: Funding from the General Obligation Bond

Non-GOB: Funding from all other capital funds.

Original Budget: The budget approved at the May 19, 2015 school board meeting that established the 5-year budgets for the SMART program.

Current Budget: The current approved budget that includes any School Board approved changes that impacted the Original Budget.

Commitment: Project obligation, for example purchase orders, contracts or requisitions.

Financially Active Project: Within this Budget Activity Report, projects are shown as financially active when the project has existing commitments or expenses. Project commitments and expenses include, but are not limited to, advertising costs during the planning and procurement phase, design costs, construction costs, permitting costs, equipment, work orders, and Program Management fees.

School Board Approved Amendments

Occasionally it will be necessary to make amendments to the SMART Program. When this happens, the School Board will review the request at a School Board meeting as part of their business agenda. When the Board votes to approve a requested amendment, the changes will be reflected in the SMART Program Budget Activity Report. Changes may include project budget increases or decreases made to reflect construction contract awards, and the scheduled delivery of the project. As a result of approved changes, there are several places throughout the Budget Activity Report where there will be a difference between the “Original Budget”, and the “Current Budget”.

List of Approved Amendments included in this Budget Activity Report

Board Meeting Date	Agenda Item #	School Name	Project	Approved Increase/(Decrease)
--- No Board Approved Amendments this Quarter ---				

Previously Completed Single Point of Entry Projects

Many schools in the SMART Program have Single Point of Entry Projects. During the planning and scope validation stage of several of these projects, it has been determined that the renovations to implement the Single Point of Entry project was completed prior to the SMART Program. These funds will be held until a determination is made and approved to re-prioritize them for other SMART Program needs. These schools are identified in the Facilities Construction status reports (Section 4), noted as the Phase = “Complete Prior” and will not show-up in the Financially Active Projects section of this Budget Activity Report.

- Banyan Elem
- Bethune Elem
- Boulevard Heights Elem
- Castle Hill Annex
- Coral Park Elem
- Driftwood Elem
- Everglades Elem
- Horizon Elem
- McArthur High
- Morrow Elem
- Sanders Park Elem
- Silver Trail Middle
- Sunshine Elem
- Quest Center
- Watkins Elem
- Welleby Elem

Analysis of Expenditure Changes from Previous Quarter

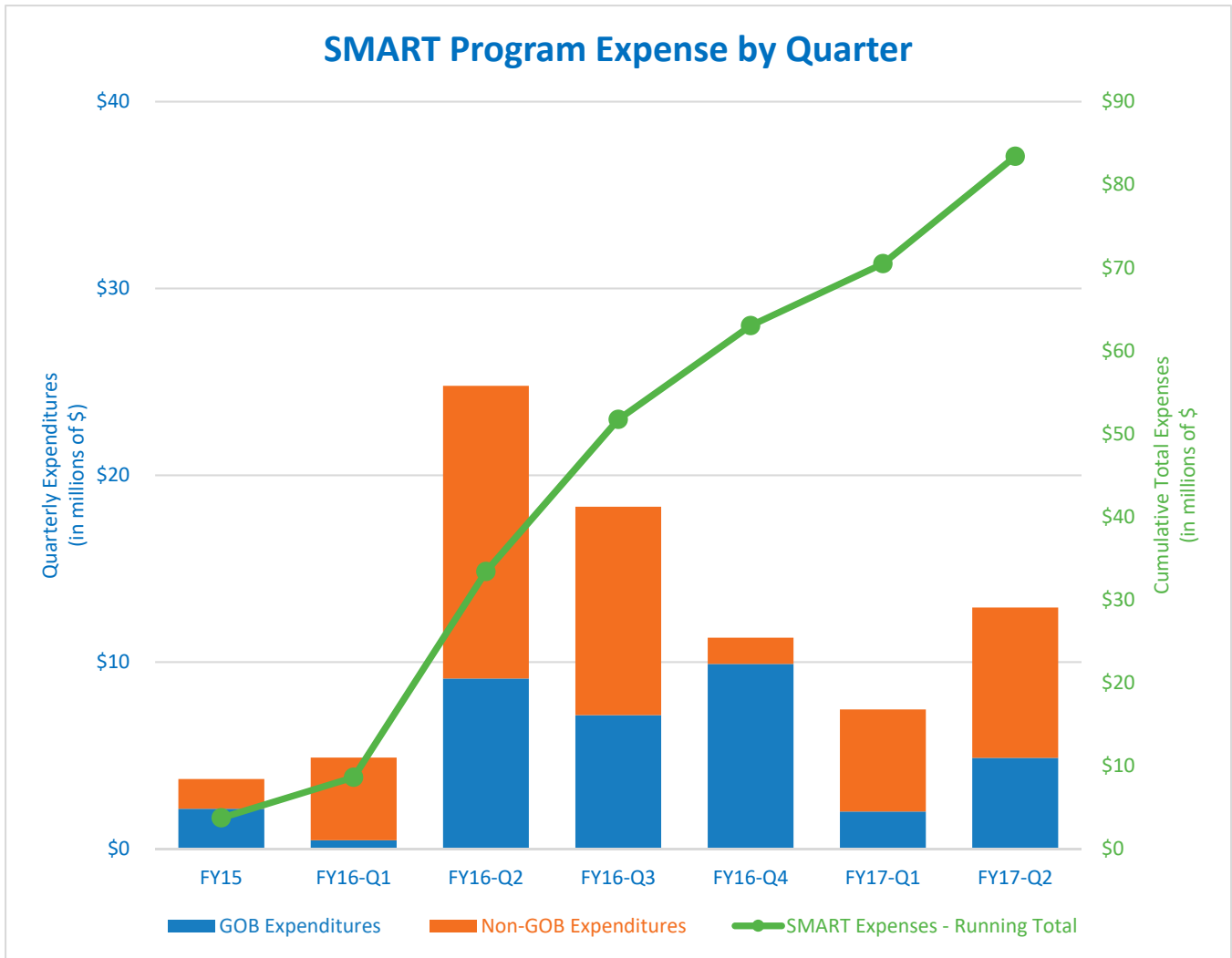
SMART Program Expenditures *	FY17 Q2 (current)	FY17 Q1	Increase (Decrease)
GOB			
Safety	\$ 412,645	\$ 288,907	\$ 123,738
Music & Art	76,731	45,105	31,626
Athletics	1,435,169	295,840	1,139,329
Renovation	5,492,324	3,584,295	1,908,029
Technology	28,241,047	26,573,082	1,667,965
GOB Sub-Total	35,657,916	30,787,229	4,870,687
Non-GOB			
Safety	106,508	91,832	14,676
Music & Art	3,895,669	2,719,482	1,176,187
Athletics	0	0	0
Renovation	12,065,480	10,039,344	2,026,136
Technology	31,682,658	26,847,900	4,834,758
Non-GOB Sub-Total	47,750,315	39,698,558	8,051,757
Total	\$ 83,408,231	\$ 70,485,787	\$ 12,922,444
Number of Financially Active Projects	726	600	126

* Project expenditures include, but are not limited to, advertising costs during the planning and procurement phase, design costs, construction costs, permitting costs, equipment, work orders, and Program Management fees.

Expense Chart

This SMART Program Expense by Quarter chart shows the SMART expenditures in each quarter represented in the bar chart as GOB dollars (blue) and Non-GOB dollars (orange), using the scale on the left.

The green line shows the cumulative total of all SMART Program expenses, using the scale on the right.



Notes to Budget Activity Report

1. SMART Program

The SMART Program includes \$800 million GOB funding and \$187 million of other non-GOB funding for **S**afety, **M**usic and arts, **A**thletics, **R**enovation and **T**echnology projects totaling \$987 million. The District Educational Facilities Plan was amended on May 19, 2015 to incorporate the SMART Program.

2. SMART Cost Allocation Method

To effectively deliver projects at any particular school the Facilities Department may combine several categories in the SMART Program into one project that encompasses the scope of the individual categories under one contract. To report expenditures for each SMART category, all expenses for the combined project will be allocated based on a percentage of the budget for SMART Program categories that were combined.

3. Program Manager Fees Allocation

The projects are being managed by external consultants that are being utilized as Program Managers and will manage a portfolio of projects as owner representatives. Costs for the Program Manager(s) are included in the project budgets and expenses will be prorated proportionate to those project budgets assigned to the Program Manager.

4. Issuance of GOB Funds

On November 4, 2014 the public authorized up to \$800 million in general obligation bonds to fund the SMART program. The planned issuance of these bonds is based initially on five (5) series to align with the needs of the projects in the SMART program. The actual amounts that will be issued may vary from what is initially planned based on the execution of projects and cash flow projections.

Planned Issuance of GOB (in millions of dollars)					
Year-1*	Year-2**	Year-3	Year-4	Year-5	Total
\$162.7	\$193.8	\$180.7	\$117.2	\$145.6	\$800.0

*GOB issued in June 2015

**No GOB was issued during Year-2

Notes to Budget Activity Report (continued)5. Hierarchy of assigning funds

GOB funds are assigned to projects in the SMART Program in addition to \$187 million of other capital funding. The \$187 million in other capital funds consist of capital millage, impact fees, State funds such as Public Education Capital Outlay (PECO) and other sources which have various restrictions and spending durations.

In assigning projects to a funding source there are many considerations, and generally the funds with the most restrictions are to be utilized for eligible projects first. Since the GOB funds are paid for over a 25 year period, use of GOB funding for technology and educational equipment with a useful life substantially less than the life of the bond, may be limited because of Federal rules.

The funding source for each project in the SMART program is reviewed when:

- **The District adopts the DEFP** – District Educational Facilities Plan (DEFP) is a 5-year budget planning document that is revised annually. The first year of the DEFP is incorporated into the District's capital budget. The DEFP and the Budget is a projection of revenues and a plan to appropriate funding for anticipated expenditures. The DEFP includes revenues from GOB and an appropriation for the SMART program.
- **The District Issues GOB** – During the fiscal year the District will evaluate cash flow needed for the SMART program and consult with the Facilities and Technology departments to determine if the GOB should be issued in the amount planned in the capital budget. The projects planned to be funded by the GOB will be reviewed. If necessary the list of projects may be adjusted to meet Federal rules, accommodate changes in project schedules, or maximize the utilization of other capital funding sources.
- **The District combines several categories into one project** – To effectively deliver projects at any particular school the Facilities department may combine several categories in the SMART Program into one project that encompasses the scope of the individual categories under one contract. The funding source for the project will be reviewed based upon the revised scope of the project.

SMART Program Budget Activity Report

Combined Summary Schedule for Quarter Ended December 31, 2016



GOB Referendum Approved by Voters on 11/4/2014 - 25 Months Since Approval

GOB	Program Yr1, Yr2 and Yr3	
	Original Budget	Current Budget
Safety	\$ 70,345,473	\$ 70,345,473
Music & Art	9,409,000	9,409,000
Athletics	5,655,000	5,655,000
Renovation	412,297,575	412,479,700
Technology	38,489,000	38,489,000
GOB Total	\$ 536,196,048	\$ 536,378,173

Non-GOB	Program Yr1, Yr2 and Yr3	
	Original Budget	Current Budget
Safety	\$ 11,181,652	\$ 11,211,652
Music & Art	12,435,200	12,435,200
Athletics	-	-
Renovation	53,167,836	53,167,836
Technology	42,343,000	42,343,000
Non-GOB Total	\$ 119,127,688	\$ 119,157,688

Total	\$ 655,323,736	\$ 655,535,861
--------------	-----------------------	-----------------------

SMART Program Budget Activity Report



Financially Active Projects Summary Schedule for Quarter Ended December 31, 2016

GOB Referendum Approved by Voters on 11/4/2014 - 25 Months Since Approval

GOB	Original Budget	Current Budget	Prior Year Expenditures	Commitments	Current Year Expenditures	Balance
Safety	\$ 32,546,473	\$ 32,546,473	\$ 259,744	\$ 1,307,150	\$ 152,901	\$ 30,826,678
Music & Art	4,570,000	4,570,000	45,085	200,937	31,646	4,292,332
Athletics	3,836,000	3,836,000	55,914	861,916	1,379,255	1,538,915
Renovation	220,094,875	220,277,000	2,902,685	10,541,572	2,589,639	204,243,104
Technology	36,835,080	36,835,080	25,526,570	4,379,910	2,714,477	4,214,123
GOB Total	\$ 297,882,428	\$ 298,064,553	\$ 28,789,998	\$ 17,291,485	\$ 6,867,918	\$ 245,115,152

Non-GOB	Original Budget	Current Budget	Prior Year Expenditures	Commitments	Current Year Expenditures	Balance
Safety	\$ 8,202,004	\$ 8,232,004	\$ 91,529	\$ 434,824	\$ 14,979	\$ 7,690,672
Music & Art	7,185,200	7,185,200	1,602,033	2,961,868	2,293,636	327,663
Athletics	-	-	-	-	-	-
Renovation	45,239,669	45,239,669	8,142,225	2,580,438	3,923,255	30,593,751
Technology	40,290,000	40,290,000	24,398,272	4,415,802	7,284,386	4,191,540
Non-GOB Total	\$ 100,916,873	\$ 100,946,873	\$ 34,234,059	\$ 10,392,932	\$ 13,516,256	\$ 42,803,626

Total	\$ 398,799,301	\$ 399,011,426	\$ 63,024,057	\$ 27,684,417	\$ 20,384,174	\$ 287,918,778
--------------	-----------------------	-----------------------	----------------------	----------------------	----------------------	-----------------------

* Project expenditures include, but are not limited to, advertising costs during the planning and procurement phase, design costs, construction costs, permitting costs, equipment, and work orders

This is a budget and expenditure activity report, and is not a construction status report. The accompanying introduction and notes are an integral part of this budget activity report.



SMART Program Budget Activity Report

Financially Active Projects Detail Schedule

for Quarter Ended December 31, 2016



GOB Referendum Approved by Voters on 11/4/2014 - 25 Months Since Approval

School/ Project	Original Budget	Current Budget	Prior Year Expenditures	Commitments	Current Year Expenditures	Balance
Anderson, Boyd H. Senior High School						
Additional Computers to Close Gap Project Number: 174185002	236,000	236,000	-	-	235,956	44
Wireless Network Upgrade and CAT 6 Data Port Upgrade Project Number: 174185003	160,000	160,000	-	135,292	-	24,708
Media Center Remodeling Project Number: P.001360	2,018,340	2,018,340	218,475	579,646	299,844	920,375
Apollo Middle School						
Additional Computers to Close Gap Project Number: 179185002	104,000	104,000	-	103,985	-	15
Music Instruments Project Number: 179185009	100,000	100,000	-	9,824	90,169	7
Track Resurfacing Project Number: 179185011	70,000	70,000	-	-	47,993	22,007
Atlantic Technical College						
Technology Infrastructure Upgrade Project Number: 222185001	483,000	483,000	357,824	-	-	125,176
Wireless Network Upgrade and CAT 6 Data Port Upgrade Project Number: 222185003	179,000	179,000	139,001	-	24,699	15,300
Atlantic Tech Clg - School Choice Year 2 Project Number: P.001789	100,000	100,000	-	99,996	-	4
Atlantic Technical, Arthur Ashe, Jr Campus						
Wireless Network Upgrade and CAT 6 Data Port Upgrade Project Number: 470285003	100,000	100,000	-	-	98,634	1,366

* Project expenditures include, but are not limited to, advertising costs during the planning and procurement phase, design costs, construction costs, permitting costs, equipment, and work orders

This is a budget and expenditure activity report, and is not a construction status report. The accompanying introduction and notes are an integral part of this report.



SMART Program Budget Activity Report

Financially Active Projects Detail Schedule

for Quarter Ended December 31, 2016



GOB Referendum Approved by Voters on 11/4/2014 - 25 Months Since Approval

School/ Project	Original Budget	Current Budget	Prior Year Expenditures	Commitments	Current Year Expenditures	Balance
Atlantic Technical, Arthur Ashe, Jr Campus						
School Choice Project Number: P.001693	100,000	100,000	-	1,763	98,064	173
Atlantic West Elementary School						
Additional Computers to Close Gap Project Number: 251185002	146,000	146,000	145,987	-	-	13
Wireless Network Upgrade and CAT 6 Data Port Upgrade Project Number: 251185003	105,000	105,000	63,208	-	-	41,792
Attucks Middle School						
Additional Computers to Close Gap Project Number: 034385002	82,000	82,000	-	81,910	-	90
Building Envelope Improvements (Roof, Window, Ext Wall, etc.) Project Number: P.001633	316,000	498,125	53,530	1,465	-	443,130
Fire Sprinkler Protection, HVAC, Electrical and Building Improvements Project Number: P.001686	3,040,778	3,040,778	-	-	121	3,040,657
School Choice Project Number: P.001709	100,000	100,000	-	21,702	78,277	21
Bair Middle School						
Additional Computers to Close Gap Project Number: 261185002	134,000	134,000	-	-	133,949	51
Music Instruments Project Number: 261185009	100,000	100,000	74,724	11,773	13,500	3

* Project expenditures include, but are not limited to, advertising costs during the planning and procurement phase, design costs, construction costs, permitting costs, equipment, and work orders

This is a budget and expenditure activity report, and is not a construction status report. The accompanying introduction and notes are an integral part of this report.



SMART Program Budget Activity Report

Financially Active Projects Detail Schedule

for Quarter Ended December 31, 2016



GOB Referendum Approved by Voters on 11/4/2014 - 25 Months Since Approval

School/ Project	Original Budget	Current Budget	Prior Year Expenditures	Commitments	Current Year Expenditures	Balance
Banyan Elementary School						
Technology Infrastructure Upgrade Project Number: 200185001	18,000	18,000	16,140	-	1,856	4
Additional Computers to Close Gap Project Number: 200185002	155,000	155,000	154,942	-	-	58
Wireless Network Upgrade and CAT 6 Data Port Upgrade Project Number: 200185003	94,000	94,000	65,599	-	554	27,847
School Choice Project Number: P.001767	100,000	100,000	-	34,145	-	65,855
Bayview Elementary School						
Additional Computers to Close Gap Project Number: 064185002	92,000	92,000	-	91,988	-	12
Music Instruments Project Number: 064185009	50,000	50,000	-	40,785	2,382	6,833
HVAC Chillers Replacement Project Number: P.001786	906,000	906,000	-	-	223,709	682,291
Beachside Montessori Village						
Technology Infrastructure Upgrade Project Number: 204185001	4,000	4,000	-	-	3,998	2
Additional Computers to Close Gap Project Number: 204185002	210,000	210,000	4,730	-	205,076	194
Wireless Network Upgrade and CAT 6 Data Port Upgrade Project Number: 204185003	27,000	27,000	-	-	26,998	2

* Project expenditures include, but are not limited to, advertising costs during the planning and procurement phase, design costs, construction costs, permitting costs, equipment, and work orders

This is a budget and expenditure activity report, and is not a construction status report. The accompanying introduction and notes are an integral part of this report.



SMART Program Budget Activity Report

Financially Active Projects Detail Schedule

for Quarter Ended December 31, 2016



GOB Referendum Approved by Voters on 11/4/2014 - 25 Months Since Approval

School/ Project	Original Budget	Current Budget	Prior Year Expenditures	Commitments	Current Year Expenditures	Balance
Beachside Montessori Village						
School Choice Project Number: P.001742	100,000	100,000	-	15,474	62,729	21,797
Ben Gamla						
Charter School Technology Project Number: 541085004	178,028	178,028	162,961	-	14,997	70
Ben Gamla Charter School North Broward						
Charter School Technology Project Number: 500185004	22,778	22,778	22,773	-	-	5
Ben Gamla Charter School South Broward						
Charter School Technology Project Number: 539285004	114,789	114,789	114,781	-	-	8
Bennett Elementary School						
Additional Computers to Close Gap Project Number: 020185002	79,000	79,000	78,569	-	-	431
Wireless Network Upgrade and CAT 6 Data Port Upgrade Project Number: 020185003	76,000	76,000	46,164	-	-	29,836
Bethune, Mary M. Elementary School						
Technology Infrastructure Upgrade Project Number: 034185001	21,000	21,000	9,007	-	-	11,993
Additional Computers to Close Gap Project Number: 034185002	185,000	185,000	184,978	-	-	22
Wireless Network Upgrade and CAT 6 Data Port Upgrade Project Number: 034185003	114,000	114,000	54,825	-	-	59,175

* Project expenditures include, but are not limited to, advertising costs during the planning and procurement phase, design costs, construction costs, permitting costs, equipment, and work orders

This is a budget and expenditure activity report, and is not a construction status report. The accompanying introduction and notes are an integral part of this report.



SMART Program Budget Activity Report

Financially Active Projects Detail Schedule

for Quarter Ended December 31, 2016



GOB Referendum Approved by Voters on 11/4/2014 - 25 Months Since Approval

School/ Project	Original Budget	Current Budget	Prior Year Expenditures	Commitments	Current Year Expenditures	Balance
Boulevard Heights Elementary School						
Additional Computers to Close Gap Project Number: 097185002	53,000	53,000	-	52,814	-	186
Bright Horizons Center						
Additional Computers to Close Gap Project Number: 087185002	31,000	31,000	30,974	-	-	26
Wireless Network Upgrade and CAT 6 Data Port Upgrade Project Number: 087185003	57,000	57,000	-	-	49,290	7,710
Single Point of Entry Renovations Project Number: P.001858	90,000	90,000	-	8,400	-	81,600
Broadview Elementary School						
Technology Infrastructure Upgrade Project Number: 081185001	113,000	113,000	75,855	-	-	37,145
Additional Computers to Close Gap Project Number: 081185002	222,000	222,000	221,815	-	-	185
Wireless Network Upgrade and CAT 6 Data Port Upgrade Project Number: 081185003	111,000	111,000	65,815	-	-	45,185
Fire Alarm Site Wide, Install Fire Sprinklers Site Wide, Building Envelope Repairs and Interior Renovations Project Number: P.001638	1,782,386	1,782,386	20,728	131,261	16,739	1,613,658
Building Envelope Improvements (Roof, Window, Ext Wall, etc.) Project Number: P.001642	1,009,000	1,009,000	34,879	7,575	-	966,546

* Project expenditures include, but are not limited to, advertising costs during the planning and procurement phase, design costs, construction costs, permitting costs, equipment, and work orders

This is a budget and expenditure activity report, and is not a construction status report. The accompanying introduction and notes are an integral part of this report.



SMART Program Budget Activity Report

Financially Active Projects Detail Schedule

for Quarter Ended December 31, 2016



GOB Referendum Approved by Voters on 11/4/2014 - 25 Months Since Approval

School/ Project	Original Budget	Current Budget	Prior Year Expenditures	Commitments	Current Year Expenditures	Balance
Broward Community Charter West						
Charter School Technology Project Number: 540385004	95,008	95,008	94,687	-	-	321
Broward Estates Elementary School						
Technology Infrastructure Upgrade Project Number: 050185001	9,000	9,000	-	-	6,447	2,553
Additional Computers to Close Gap Project Number: 050185002	50,000	50,000	-	-	49,976	24
Wireless Network Upgrade and CAT 6 Data Port Upgrade Project Number: 050185003	44,000	44,000	-	-	33,403	10,597
Castle Hill Elementary School						
Technology Infrastructure Upgrade Project Number: 146185001	17,000	17,000	12,257	-	-	4,743
Additional Computers to Close Gap Project Number: 146185002	171,000	171,000	170,681	-	-	319
Wireless Network Upgrade and CAT 6 Data Port Upgrade Project Number: 146185003	45,000	45,000	25,422	-	-	19,578
HVAC Improvements Project Number: P.001661	380,000	380,000	128,702	-	27,701	223,597
Central Charter School						
Charter School Technology Project Number: 504185004	360,851	360,851	360,831	-	-	20

* Project expenditures include, but are not limited to, advertising costs during the planning and procurement phase, design costs, construction costs, permitting costs, equipment, and work orders

This is a budget and expenditure activity report, and is not a construction status report. The accompanying introduction and notes are an integral part of this report.



SMART Program Budget Activity Report

Financially Active Projects Detail Schedule

for Quarter Ended December 31, 2016



GOB Referendum Approved by Voters on 11/4/2014 - 25 Months Since Approval

School/ Project	Original Budget	Current Budget	Prior Year Expenditures	Commitments	Current Year Expenditures	Balance
Central Park Elementary School						
Technology Infrastructure Upgrade Project Number: 264185001	164,000	164,000	107,802	-	-	56,198
Additional Computers to Close Gap Project Number: 264185002	139,000	139,000	138,964	-	-	36
Wireless Network Upgrade and CAT 6 Data Port Upgrade Project Number: 264185003	113,000	113,000	65,315	-	-	47,685
Safety / Security Upgrade, Fire Sprinklers, Music Room, Renovation and Instruments, Conversion of Existing Space to Music and /or Art Lab(s), HVAC and Building Envelope Improvements Project Number: P.001757	4,927,475	4,927,475	55,859	-	119	4,871,497
Challenger Elementary School						
Additional Computers to Close Gap Project Number: 377185002	223,000	223,000	222,929	-	-	71
Wireless Network Upgrade and CAT 6 Data Port Upgrade Project Number: 377185003	113,000	113,000	71,936	-	-	41,064
Championship Academy of Distinction at Davie						
Charter School Technology Project Number: 542285004	183,722	183,722	183,714	-	-	8

* Project expenditures include, but are not limited to, advertising costs during the planning and procurement phase, design costs, construction costs, permitting costs, equipment, and work orders

This is a budget and expenditure activity report, and is not a construction status report. The accompanying introduction and notes are an integral part of this report.



SMART Program Budget Activity Report

Financially Active Projects Detail Schedule

for Quarter Ended December 31, 2016



GOB Referendum Approved by Voters on 11/4/2014 - 25 Months Since Approval

School/ Project	Original Budget	Current Budget	Prior Year Expenditures	Commitments	Current Year Expenditures	Balance
Championship Academy of Distinction at Hollywood						
Charter School Technology Project Number: 536185004	120,783	120,783	120,774	-	-	9
Chapel Trail Elementary School						
Technology Infrastructure Upgrade Project Number: 296185001	108,000	108,000	69,855	-	-	38,145
Additional Computers to Close Gap Project Number: 296185002	207,000	207,000	206,828	-	-	172
Wireless Network Upgrade and CAT 6 Data Port Upgrade Project Number: 296185003	131,000	131,000	69,630	-	-	61,370
HVAC Improvements Project Number: P.001732	477,000	477,000	221,908	-	23,698	231,394
Charter School of Excellence						
Charter School Technology Project Number: 503185004	83,020	83,020	83,015	-	-	5
Charter School of Excellence at Davie						
Charter School Technology Project Number: 527185004	65,337	65,337	65,333	-	-	4
Charter School of Excellence at Davie 2						
Charter School Technology Project Number: 502685004	6,893	6,893	6,886	-	-	7
Charter School of Excellence Fort Lauderdale 2						
Charter School Technology Project Number: 539485004	7,792	7,792	7,788	-	-	4

* Project expenditures include, but are not limited to, advertising costs during the planning and procurement phase, design costs, construction costs, permitting costs, equipment, and work orders

This is a budget and expenditure activity report, and is not a construction status report. The accompanying introduction and notes are an integral part of this report.



SMART Program Budget Activity Report

Financially Active Projects Detail Schedule

for Quarter Ended December 31, 2016



GOB Referendum Approved by Voters on 11/4/2014 - 25 Months Since Approval

School/ Project	Original Budget	Current Budget	Prior Year Expenditures	Commitments	Current Year Expenditures	Balance
Charter School of Excellence Tamarac 1 Campus						
Charter School Technology Project Number: 520185004	127,377	127,377	127,368	-	-	9
Charter School of Excellence Tamarac 2 Campus						
Charter School Technology Project Number: 529185004	6,893	6,893	6,884	-	-	9
City of Coral Springs						
Charter School Technology Project Number: 509185004	498,418	498,418	498,414	-	-	4
City of Pembroke Pines East						
Charter School Technology Project Number: 505185004	576,942	576,942	576,879	-	-	63
City of Pembroke Pines High						
Charter School Technology Project Number: 512185004	606,313	606,313	606,295	-	-	18
City of Pembroke Pines Middle West						
Charter School Technology Project Number: 508185004	395,018	395,018	394,999	-	-	19
Coconut Creek Elementary School						
Technology Infrastructure Upgrade Project Number: 142185001	17,000	17,000	-	16,965	-	35
Additional Computers to Close Gap Project Number: 142185002	158,000	158,000	-	157,958	-	42
Wireless Network Upgrade and CAT 6 Data Port Upgrade Project Number: 142185003	84,000	84,000	-	76,990	-	7,010

* Project expenditures include, but are not limited to, advertising costs during the planning and procurement phase, design costs, construction costs, permitting costs, equipment, and work orders

This is a budget and expenditure activity report, and is not a construction status report. The accompanying introduction and notes are an integral part of this report.



SMART Program Budget Activity Report

Financially Active Projects Detail Schedule

for Quarter Ended December 31, 2016



GOB Referendum Approved by Voters on 11/4/2014 - 25 Months Since Approval

School/ Project	Original Budget	Current Budget	Prior Year Expenditures	Commitments	Current Year Expenditures	Balance
Coconut Creek Elementary School						
Building Envelope, HVAC, Fire Protection Systems, Ventilation, and Media Center Project Number: P.001413	4,527,618	4,527,618	45,230	133,744	159,771	4,188,873
School Choice Project Number: P.001720	100,000	100,000	-	62,983	-	37,017
Coconut Creek Senior High School						
Technology Infrastructure Upgrade Project Number: 168185001	26,000	26,000	16,306	-	-	9,694
Additional Computers to Close Gap Project Number: 168185002	288,000	288,000	287,849	-	-	151
Wireless Network Upgrade and CAT 6 Data Port Upgrade Project Number: 168185003	233,000	233,000	118,258	-	-	114,742
Music Instruments Project Number: 168185009	300,000	300,000	-	197,880	102,115	5
Safety / Security Upgrade, Fire Alarm, Weight Room Renovation, STEM Lab, Media Center, HVAC and Building Envelope Improvements Project Number: P.001753	4,963,000	4,963,000	-	315,000	-	4,648,000
Coconut Palm Elementary School						
Technology Infrastructure Upgrade Project Number: 374185001	145,000	145,000	80,568	-	-	64,432
Additional Computers to Close Gap Project Number: 374185002	192,000	192,000	191,953	-	-	47

* Project expenditures include, but are not limited to, advertising costs during the planning and procurement phase, design costs, construction costs, permitting costs, equipment, and work orders

This is a budget and expenditure activity report, and is not a construction status report. The accompanying introduction and notes are an integral part of this report.



SMART Program Budget Activity Report

Financially Active Projects Detail Schedule

for Quarter Ended December 31, 2016



GOB Referendum Approved by Voters on 11/4/2014 - 25 Months Since Approval

School/ Project	Original Budget	Current Budget	Prior Year Expenditures	Commitments	Current Year Expenditures	Balance
Coconut Palm Elementary School						
Coconut Palm ES - School Choice Year 1 Project Number: P.001812	100,000	100,000	-	99,070	-	930
Colbert Elementary School						
Additional Computers to Close Gap Project Number: 023185002	123,000	123,000	-	1,305	121,519	176
Collins Elementary School						
Additional Computers to Close Gap Project Number: 033185002	64,000	64,000	63,779	-	-	221
Wireless Network Upgrade and CAT 6 Data Port Upgrade Project Number: 033185003	52,000	52,000	-	-	39,802	12,198
Cooper City Elementary School						
Technology Infrastructure Upgrade Project Number: 121185001	136,000	136,000	83,221	-	-	52,779
Additional Computers to Close Gap Project Number: 121185002	132,000	132,000	131,833	-	-	167
Cooper City Senior High School						
Additional Computers to Close Gap Project Number: 193185002	54,000	54,000	-	-	53,946	54
Music Instruments Project Number: 193185009	300,000	300,000	-	70,770	229,226	4

* Project expenditures include, but are not limited to, advertising costs during the planning and procurement phase, design costs, construction costs, permitting costs, equipment, and work orders

This is a budget and expenditure activity report, and is not a construction status report. The accompanying introduction and notes are an integral part of this report.



SMART Program Budget Activity Report

Financially Active Projects Detail Schedule

for Quarter Ended December 31, 2016



GOB Referendum Approved by Voters on 11/4/2014 - 25 Months Since Approval

School/ Project	Original Budget	Current Budget	Prior Year Expenditures	Commitments	Current Year Expenditures	Balance
Coral Cove Elementary School						
Technology Infrastructure Upgrade Project Number: 201185001	120,000	120,000	-	-	98,554	21,446
Additional Computers to Close Gap Project Number: 201185002	193,000	193,000	-	-	192,994	6
Wireless Network Upgrade and CAT 6 Data Port Upgrade Project Number: 201185003	87,000	87,000	-	604	55,519	30,877
Coral Glades Senior High School						
Technology Infrastructure Upgrade Project Number: 386185001	194,000	194,000	193,872	-	-	128
Additional Computers to Close Gap Project Number: 386185002	525,000	525,000	524,960	-	-	40
Wireless Network Upgrade and CAT 6 Data Port Upgrade Project Number: 386185003	15,000	15,000	13,533	-	-	1,467
Coral Park Elementary School						
Technology Infrastructure Upgrade Project Number: 304185001	152,000	152,000	110,060	-	-	41,940
Additional Computers to Close Gap Project Number: 304185002	116,000	116,000	115,964	-	-	36
Wireless Network Upgrade and CAT 6 Data Port Upgrade Project Number: 304185003	88,000	88,000	57,433	-	-	30,567
School Choice Project Number: P.001764	100,000	100,000	-	99,863	-	137

* Project expenditures include, but are not limited to, advertising costs during the planning and procurement phase, design costs, construction costs, permitting costs, equipment, and work orders

This is a budget and expenditure activity report, and is not a construction status report. The accompanying introduction and notes are an integral part of this report.



SMART Program Budget Activity Report

Financially Active Projects Detail Schedule

for Quarter Ended December 31, 2016



GOB Referendum Approved by Voters on 11/4/2014 - 25 Months Since Approval

School/ Project	Original Budget	Current Budget	Prior Year Expenditures	Commitments	Current Year Expenditures	Balance
Coral Springs Elementary School						
Technology Infrastructure Upgrade Project Number: 255185001	26,000	26,000	25,782	-	-	218
Additional Computers to Close Gap Project Number: 255185002	126,000	126,000	125,905	-	-	95
Wireless Network Upgrade and CAT 6 Data Port Upgrade Project Number: 255185003	52,000	52,000	47,952	-	-	4,048
Coral Springs Middle School						
Technology Infrastructure Upgrade Project Number: 256185001	192,000	192,000	-	-	126,458	65,542
Additional Computers to Close Gap Project Number: 256185002	217,000	217,000	-	1,818	215,048	134
Wireless Network Upgrade and CAT 6 Data Port Upgrade Project Number: 256185003	88,000	88,000	-	-	86,129	1,871
Music Instruments Project Number: 256185009	100,000	100,000	99,141	-	859	-
Coral Springs Senior High School						
Technology Infrastructure Upgrade Project Number: 115185001	382,000	382,000	239,727	-	-	142,273
Additional Computers to Close Gap Project Number: 115185002	505,000	505,000	504,781	-	-	219
Wireless Network Upgrade and CAT 6 Data Port Upgrade Project Number: 115185003	51,000	51,000	50,878	-	-	122

* Project expenditures include, but are not limited to, advertising costs during the planning and procurement phase, design costs, construction costs, permitting costs, equipment, and work orders

This is a budget and expenditure activity report, and is not a construction status report. The accompanying introduction and notes are an integral part of this report.



SMART Program Budget Activity Report

Financially Active Projects Detail Schedule

for Quarter Ended December 31, 2016



GOB Referendum Approved by Voters on 11/4/2014 - 25 Months Since Approval

School/ Project	Original Budget	Current Budget	Prior Year Expenditures	Commitments	Current Year Expenditures	Balance
Coral Springs Senior High School						
Single Point of Entry, Fire Sprinklers, Weight Room Renovation, STEM Lab, Media Center, HVAC, Electrical and Building Envelope Improvements Project Number: P.001765	11,292,000	11,292,000	-	708,999	-	10,583,001
School Choice Project Number: P.001768	100,000	100,000	34,885	4,707	60,284	124
Country Hills Elementary School						
Technology Infrastructure Upgrade Project Number: 311185001	165,000	165,000	-	-	116,831	48,169
Additional Computers to Close Gap Project Number: 311185002	207,000	207,000	206,850	-	-	150
Wireless Network Upgrade and CAT 6 Data Port Upgrade Project Number: 311185003	111,000	111,000	27,605	-	36,238	47,157
Country Isles Elementary School						
Additional Computers to Close Gap Project Number: 298185002	178,000	178,000	-	-	177,972	28
School Choice Project Number: P.001719	100,000	100,000	-	98,240	-	1,760
Cresthaven Elementary School						
Technology Infrastructure Upgrade Project Number: 090185001	22,000	22,000	-	-	21,762	238
Additional Computers to Close Gap Project Number: 090185002	193,000	193,000	192,912	-	-	88

* Project expenditures include, but are not limited to, advertising costs during the planning and procurement phase, design costs, construction costs, permitting costs, equipment, and work orders

This is a budget and expenditure activity report, and is not a construction status report. The accompanying introduction and notes are an integral part of this report.



SMART Program Budget Activity Report

Financially Active Projects Detail Schedule

for Quarter Ended December 31, 2016



GOB Referendum Approved by Voters on 11/4/2014 - 25 Months Since Approval

School/ Project	Original Budget	Current Budget	Prior Year Expenditures	Commitments	Current Year Expenditures	Balance
Cresthaven Elementary School						
Wireless Network Upgrade and CAT 6 Data Port Upgrade Project Number: 090185003	81,000	81,000	-	-	55,721	25,279
Croissant Park Elementary School						
Additional Computers to Close Gap Project Number: 022185002	214,000	214,000	213,800	-	-	200
Wireless Network Upgrade and CAT 6 Data Port Upgrade Project Number: 022185003	98,000	98,000	-	-	66,406	31,594
Music Instruments Project Number: 022185009	50,000	50,000	-	13,303	-	36,697
Cross Creek School						
Additional Computers to Close Gap Project Number: 322285002	37,000	37,000	36,948	-	-	52
Wireless Network Upgrade and CAT 6 Data Port Upgrade Project Number: 322285003	39,000	39,000	34,137	-	-	4,863
Crystal Lake Middle School						
Technology Infrastructure Upgrade Project Number: 187185001	13,000	13,000	-	-	12,997	3
Additional Computers to Close Gap Project Number: 187185002	175,000	175,000	-	174,894	-	106
Wireless Network Upgrade and CAT 6 Data Port Upgrade Project Number: 187185003	137,000	137,000	-	-	116,751	20,249

* Project expenditures include, but are not limited to, advertising costs during the planning and procurement phase, design costs, construction costs, permitting costs, equipment, and work orders

This is a budget and expenditure activity report, and is not a construction status report. The accompanying introduction and notes are an integral part of this report.



SMART Program Budget Activity Report

Financially Active Projects Detail Schedule

for Quarter Ended December 31, 2016



GOB Referendum Approved by Voters on 11/4/2014 - 25 Months Since Approval

School/ Project	Original Budget	Current Budget	Prior Year Expenditures	Commitments	Current Year Expenditures	Balance
Crystal Lake Middle School						
Install Fire Alarm Project Number: P.000816	442,525	472,525	5,490	-	-	467,035
Cypress Bay Senior High School						
Technology Infrastructure Upgrade Project Number: 362385001	578,000	578,000	350,804	-	-	227,196
Additional Computers to Close Gap Project Number: 362385002	970,000	970,000	968,544	-	1,268	188
Wireless Network Upgrade and CAT 6 Data Port Upgrade Project Number: 362385003	182,000	182,000	148,501	-	-	33,499
School Choice Project Number: P.001763	100,000	100,000	-	-	94,729	5,271
Safety / Security Upgrade, Weight Room Renovation, HVAC, Classroom Addition to allow for removal of Portable Buildings and Building Envelope Improvements Project Number: P.001774	13,860,000	13,860,000	-	-	248	13,859,752
Cypress Elementary School						
Technology Infrastructure Upgrade Project Number: 178185001	61,000	61,000	-	-	34,735	26,265
Additional Computers to Close Gap Project Number: 178185002	247,000	247,000	246,797	-	-	203
Wireless Network Upgrade and CAT 6 Data Port Upgrade Project Number: 178185003	96,000	96,000	-	-	62,650	33,350

* Project expenditures include, but are not limited to, advertising costs during the planning and procurement phase, design costs, construction costs, permitting costs, equipment, and work orders

This is a budget and expenditure activity report, and is not a construction status report. The accompanying introduction and notes are an integral part of this report.



SMART Program Budget Activity Report

Financially Active Projects Detail Schedule

for Quarter Ended December 31, 2016



GOB Referendum Approved by Voters on 11/4/2014 - 25 Months Since Approval

School/ Project	Original Budget	Current Budget	Prior Year Expenditures	Commitments	Current Year Expenditures	Balance
Cypress Elementary School						
School Choice Project Number: P.001762	100,000	100,000	-	72,187	27,813	-
Cypress Run Education Center						
School Choice Project Number: P.001760	100,000	100,000	-	-	99,994	6
Dandy, William Middle School						
Additional Computers to Close Gap Project Number: 107185002	85,000	85,000	-	-	84,995	5
Wireless Network Upgrade and CAT 6 Data Port Upgrade Project Number: 107185003	123,000	123,000	-	-	82,756	40,244
Music Instruments Project Number: 107185009	100,000	100,000	-	23,612	76,384	4
Dania Elementary School						
Additional Computers to Close Gap Project Number: 010185002	135,000	135,000	134,915	-	-	85
Wireless Network Upgrade and CAT 6 Data Port Upgrade Project Number: 010185003	74,000	74,000	-	-	38,870	35,130
Dave Thomas Education Center						
Technology Infrastructure Upgrade Project Number: 365185001	62,000	62,000	-	15,082	44,862	2,056
Wireless Network Upgrade and CAT 6 Data Port Upgrade Project Number: 365185003	45,000	45,000	-	19,913	13,354	11,733

* Project expenditures include, but are not limited to, advertising costs during the planning and procurement phase, design costs, construction costs, permitting costs, equipment, and work orders

This is a budget and expenditure activity report, and is not a construction status report. The accompanying introduction and notes are an integral part of this report.



SMART Program Budget Activity Report

Financially Active Projects Detail Schedule

for Quarter Ended December 31, 2016



GOB Referendum Approved by Voters on 11/4/2014 - 25 Months Since Approval

School/ Project	Original Budget	Current Budget	Prior Year Expenditures	Commitments	Current Year Expenditures	Balance
Dave Thomas Education Center-West						
Wireless Network Upgrade and CAT 6 Data Port Upgrade Project Number: 203185003	62,000	62,000	-	-	13,653	48,347
Dave Thomas Ed West-School Choice Year 1 Project Number: P.001800	100,000	100,000	-	80,566	10,695	8,739
Davie Elementary School						
Additional Computers to Close Gap Project Number: 280185002	202,000	202,000	201,909	-	-	91
Wireless Network Upgrade and CAT 6 Data Port Upgrade Project Number: 280185003	88,000	88,000	56,770	-	-	31,230
Deerfield Beach Elementary School						
Additional Computers to Close Gap Project Number: 001185002	207,000	207,000	206,934	-	-	66
Wireless Network Upgrade and CAT 6 Data Port Upgrade Project Number: 001185003	85,000	85,000	-	604	56,137	28,259
Deerfield Beach Middle School						
Additional Computers to Close Gap Project Number: 091185002	155,000	155,000	-	-	154,908	92
Wireless Network Upgrade and CAT 6 Data Port Upgrade Project Number: 091185003	69,000	69,000	-	-	68,965	35

* Project expenditures include, but are not limited to, advertising costs during the planning and procurement phase, design costs, construction costs, permitting costs, equipment, and work orders

This is a budget and expenditure activity report, and is not a construction status report. The accompanying introduction and notes are an integral part of this report.



SMART Program Budget Activity Report

Financially Active Projects Detail Schedule

for Quarter Ended December 31, 2016



GOB Referendum Approved by Voters on 11/4/2014 - 25 Months Since Approval

School/ Project	Original Budget	Current Budget	Prior Year Expenditures	Commitments	Current Year Expenditures	Balance
Deerfield Beach Senior High School						
Technology Infrastructure Upgrade Project Number: 171185001	13,000	13,000	-	-	11,373	1,627
Additional Computers to Close Gap Project Number: 171185002	492,000	492,000	-	-	491,967	33
Wireless Network Upgrade and CAT 6 Data Port Upgrade Project Number: 171185003	238,000	238,000	-	-	166,020	71,980
Fire Sprinklers, Roof repairs or replacement, HVAC Project Number: P.001694	8,774,000	8,774,000	115,133	511,616	77,079	8,070,172
Deerfield Park Elementary School						
Additional Computers to Close Gap Project Number: 039185002	166,000	166,000	165,785	-	-	215
Wireless Network Upgrade and CAT 6 Data Port Upgrade Project Number: 039185003	45,000	45,000	-	-	40,814	4,186
Dillard 6-12 School						
Additional Computers to Close Gap Project Number: 037185002	199,000	199,000	-	198,911	-	89
Wireless Network Upgrade and CAT 6 Data Port Upgrade Project Number: 037185003	251,000	251,000	-	-	187,164	63,836
Music Instruments Project Number: 037185009	300,000	300,000	299,999	-	-	1

* Project expenditures include, but are not limited to, advertising costs during the planning and procurement phase, design costs, construction costs, permitting costs, equipment, and work orders

This is a budget and expenditure activity report, and is not a construction status report. The accompanying introduction and notes are an integral part of this report.



SMART Program Budget Activity Report

Financially Active Projects Detail Schedule

for Quarter Ended December 31, 2016



GOB Referendum Approved by Voters on 11/4/2014 - 25 Months Since Approval

School/ Project	Original Budget	Current Budget	Prior Year Expenditures	Commitments	Current Year Expenditures	Balance
Dillard 6-12 School						
Single Point of Entry, Safety/Security Upgrade, Fire Sprinklers, Weight Room Renovation, HVAC, Electrical and Building Envelope Improvements Project Number: P.001726	4,353,000	4,353,000	50,602	290,000	138	4,012,260
Dillard Elementary School						
Additional Computers to Close Gap Project Number: 027185002	29,000	29,000	-	-	28,768	232
Wireless Network Upgrade and CAT 6 Data Port Upgrade Project Number: 027185003	44,000	44,000	-	-	43,761	239
Discovery Elementary School						
Technology Infrastructure Upgrade Project Number: 396285001	4,000	4,000	3,865	-	-	135
Additional Computers to Close Gap Project Number: 396285002	281,000	281,000	280,826	-	-	174
Wireless Network Upgrade and CAT 6 Data Port Upgrade Project Number: 396285003	28,000	28,000	27,468	-	-	532
Discovery ES - School Choice Year 1 Project Number: P.001769	100,000	100,000	-	33,907	5,944	60,149
Discovery Middle Charter School						
Charter School Technology Project Number: 541285004	40,461	40,461	40,410	-	-	51

* Project expenditures include, but are not limited to, advertising costs during the planning and procurement phase, design costs, construction costs, permitting costs, equipment, and work orders

This is a budget and expenditure activity report, and is not a construction status report. The accompanying introduction and notes are an integral part of this report.



SMART Program Budget Activity Report

Financially Active Projects Detail Schedule

for Quarter Ended December 31, 2016



GOB Referendum Approved by Voters on 11/4/2014 - 25 Months Since Approval

School/ Project	Original Budget	Current Budget	Prior Year Expenditures	Commitments	Current Year Expenditures	Balance
District Wide (Applied Learning)						
Art Replacement Kilns Project Number: 973185006	235,200	235,200	14,316	20,041	14,315	186,528
Dolphin Bay Elementary School						
Additional Computers to Close Gap Project Number: 375185002	71,000	71,000	-	70,917	-	83
Drew, Charles Elementary School						
Additional Computers to Close Gap Project Number: 322185002	121,000	121,000	-	-	120,822	178
Wireless Network Upgrade and CAT 6 Data Port Upgrade Project Number: 322185003	22,000	22,000	-	-	21,426	574
Fire Sprinklers, Fire Alarm, HVAC and Building Envelope Improvements Project Number: P.001818	3,017,000	3,017,000	-	-	249	3,016,751
Drew, Charles Family Resource Center						
Technology Infrastructure Upgrade Project Number: 030185001	31,000	31,000	-	17,017	-	13,983
Wireless Network Upgrade and CAT 6 Data Port Upgrade Project Number: 030185003	37,000	37,000	-	11,264	-	25,736
Driftwood Elementary School						
Additional Computers to Close Gap Project Number: 072185002	121,000	121,000	120,893	-	-	107

* Project expenditures include, but are not limited to, advertising costs during the planning and procurement phase, design costs, construction costs, permitting costs, equipment, and work orders

This is a budget and expenditure activity report, and is not a construction status report. The accompanying introduction and notes are an integral part of this report.



SMART Program Budget Activity Report

Financially Active Projects Detail Schedule

for Quarter Ended December 31, 2016



GOB Referendum Approved by Voters on 11/4/2014 - 25 Months Since Approval

School/ Project	Original Budget	Current Budget	Prior Year Expenditures	Commitments	Current Year Expenditures	Balance
Driftwood Elementary School						
Wireless Network Upgrade and CAT 6 Data Port Upgrade Project Number: 072185003	74,000	74,000	50,023	-	-	23,977
Driftwood Middle School						
Additional Computers to Close Gap Project Number: 086185002	216,000	216,000	-	215,864	-	136
Music Instruments Project Number: 086185009	100,000	100,000	99,627	373	-	-
Eagle Point Elementary School						
Technology Infrastructure Upgrade Project Number: 346185001	168,000	168,000	162,880	-	-	5,120
Additional Computers to Close Gap Project Number: 346185002	218,000	218,000	217,937	-	-	63
Wireless Network Upgrade and CAT 6 Data Port Upgrade Project Number: 346185003	132,000	132,000	84,388	-	-	47,612
School Choice Project Number: P.001708	100,000	100,000	-	77,018	1,702	21,280
Fire Alarm, Music Room Renovation and Instruments, Conversion of Existing Space to Music and /or Art Lab(s), Art Room Renovation and Equipment, HVAC and Building Envelope Improvements Project Number: P.001746	4,820,000	4,820,000	56,038	291,584	29,017	4,443,361

* Project expenditures include, but are not limited to, advertising costs during the planning and procurement phase, design costs, construction costs, permitting costs, equipment, and work orders

This is a budget and expenditure activity report, and is not a construction status report. The accompanying introduction and notes are an integral part of this report.



SMART Program Budget Activity Report

Financially Active Projects Detail Schedule

for Quarter Ended December 31, 2016



GOB Referendum Approved by Voters on 11/4/2014 - 25 Months Since Approval

School/ Project	Original Budget	Current Budget	Prior Year Expenditures	Commitments	Current Year Expenditures	Balance
Eagle Ridge Elementary School						
Technology Infrastructure Upgrade Project Number: 344185001	37,000	37,000	-	-	29,921	7,079
Additional Computers to Close Gap Project Number: 344185002	150,000	150,000	-	-	149,915	85
Wireless Network Upgrade and CAT 6 Data Port Upgrade Project Number: 344185003	75,000	75,000	-	-	59,357	15,643
Fire Alarm and HVAC Improvements. Project Number: P.001722	2,259,000	2,259,000	26,273	140,272	12,849	2,079,606
Eagle Ridge ES - School Choice Year 1 Project Number: P.001797	100,000	100,000	-	87,910	-	12,090
Eagles' Nest Elementary Charter School						
Charter School Technology Project Number: 535585004	60,841	60,841	60,817	-	-	24
Eagles' Nest Middle Charter School						
Charter School Technology Project Number: 535685004	33,268	33,268	33,247	-	-	21
Ely, Blanche Senior High School						
Additional Computers to Close Gap Project Number: 036185002	435,000	435,000	393,843	-	40,924	233
Wireless Network Upgrade and CAT 6 Data Port Upgrade Project Number: 036185003	141,000	141,000	-	-	113,343	27,657
Music Instruments Project Number: 036185009	300,000	300,000	241,850	-	58,119	31

* Project expenditures include, but are not limited to, advertising costs during the planning and procurement phase, design costs, construction costs, permitting costs, equipment, and work orders

This is a budget and expenditure activity report, and is not a construction status report. The accompanying introduction and notes are an integral part of this report.



SMART Program Budget Activity Report

Financially Active Projects Detail Schedule

for Quarter Ended December 31, 2016



GOB Referendum Approved by Voters on 11/4/2014 - 25 Months Since Approval

School/ Project	Original Budget	Current Budget	Prior Year Expenditures	Commitments	Current Year Expenditures	Balance
Ely, Blanche Senior High School						
Fire Sprinklers, Single Point of Entry, Weight Room, HVAC, STEM Lab, Media Center, and IAQ Improvements Project Number: P.001646	14,795,436	14,795,436	174,008	1,077,511	24,853	13,519,064
Embassy Creek Elementary School						
Technology Infrastructure Upgrade Project Number: 319185001	106,000	106,000	84,488	-	-	21,512
Additional Computers to Close Gap Project Number: 319185002	292,000	292,000	291,808	-	-	192
Wireless Network Upgrade and CAT 6 Data Port Upgrade Project Number: 319185003	81,000	81,000	64,562	-	-	16,438
Endeavour Primary Learning Center						
Additional Computers to Close Gap Project Number: 330185002	81,000	81,000	-	-	80,997	3
Wireless Network Upgrade and CAT 6 Data Port Upgrade Project Number: 330185003	21,000	21,000	-	20,999	-	1
Everglades Elementary School						
Technology Infrastructure Upgrade Project Number: 294285001	149,000	149,000	107,952	-	-	41,048
Additional Computers to Close Gap Project Number: 294285002	245,000	245,000	244,923	-	-	77

* Project expenditures include, but are not limited to, advertising costs during the planning and procurement phase, design costs, construction costs, permitting costs, equipment, and work orders

This is a budget and expenditure activity report, and is not a construction status report. The accompanying introduction and notes are an integral part of this report.



SMART Program Budget Activity Report

Financially Active Projects Detail Schedule

for Quarter Ended December 31, 2016



GOB Referendum Approved by Voters on 11/4/2014 - 25 Months Since Approval

School/ Project	Original Budget	Current Budget	Prior Year Expenditures	Commitments	Current Year Expenditures	Balance
Everglades Elementary School						
Wireless Network Upgrade and CAT 6 Data Port Upgrade Project Number: 294285003	53,000	53,000	51,918	-	-	1,082
Everglades Senior High School						
Technology Infrastructure Upgrade Project Number: 373185001	424,000	424,000	-	-	306,433	117,567
Additional Computers to Close Gap Project Number: 373185002	567,000	567,000	563,912	-	2,951	137
Wireless Network Upgrade and CAT 6 Data Port Upgrade Project Number: 373185003	152,000	152,000	-	-	132,292	19,708
Excelsior Charter of Broward						
Charter School Technology Project Number: 539385004	51,850	51,850	51,830	-	-	20
Fairway Elementary School						
Additional Computers to Close Gap Project Number: 164185002	138,000	138,000	137,991	-	-	9
Wireless Network Upgrade and CAT 6 Data Port Upgrade Project Number: 164185003	93,000	93,000	68,009	-	-	24,991
Safety / Security Upgrades, Fire Alarm, Media Center, HVAC, Electrical and Building Improvements Project Number: P.001785	4,003,000	4,003,000	-	-	165	4,002,835
Fairway ES - School Choice Year 2 Project Number: P.001810	100,000	100,000	-	49,328	4,995	45,677

* Project expenditures include, but are not limited to, advertising costs during the planning and procurement phase, design costs, construction costs, permitting costs, equipment, and work orders

This is a budget and expenditure activity report, and is not a construction status report. The accompanying introduction and notes are an integral part of this report.



SMART Program Budget Activity Report

Financially Active Projects Detail Schedule

for Quarter Ended December 31, 2016



GOB Referendum Approved by Voters on 11/4/2014 - 25 Months Since Approval

School/ Project	Original Budget	Current Budget	Prior Year Expenditures	Commitments	Current Year Expenditures	Balance
Falcon Cove Middle School						
Additional Computers to Close Gap Project Number: 362285002	439,000	439,000	-	438,970	-	30
Music Instruments Project Number: 362285009	100,000	100,000	-	99,998	-	2
Flamingo Elementary School						
Technology Infrastructure Upgrade Project Number: 254185001	21,000	21,000	16,410	-	-	4,590
Additional Computers to Close Gap Project Number: 254185002	158,000	158,000	158,000	-	-	-
Wireless Network Upgrade and CAT 6 Data Port Upgrade Project Number: 254185003	88,000	88,000	49,598	-	-	38,402
Flanagan, Charles W. Senior High School						
Technology Infrastructure Upgrade Project Number: 339185001	417,000	417,000	416,988	-	-	12
Additional Computers to Close Gap Project Number: 339185002	327,000	327,000	323,659	-	3,282	59
Wireless Network Upgrade and CAT 6 Data Port Upgrade Project Number: 339185003	138,000	138,000	120,770	-	-	17,230
Track Resurfacing Project Number: 339185011	300,000	300,000	-	2,346	297,654	-

* Project expenditures include, but are not limited to, advertising costs during the planning and procurement phase, design costs, construction costs, permitting costs, equipment, and work orders

This is a budget and expenditure activity report, and is not a construction status report. The accompanying introduction and notes are an integral part of this report.



SMART Program Budget Activity Report

Financially Active Projects Detail Schedule

for Quarter Ended December 31, 2016



GOB Referendum Approved by Voters on 11/4/2014 - 25 Months Since Approval

School/ Project	Original Budget	Current Budget	Prior Year Expenditures	Commitments	Current Year Expenditures	Balance
Floranada Elementary School						
Technology Infrastructure Upgrade Project Number: 085185001	30,000	30,000	16,917	-	-	13,083
Additional Computers to Close Gap Project Number: 085185002	228,000	228,000	227,923	-	-	77
Wireless Network Upgrade and CAT 6 Data Port Upgrade Project Number: 085185003	47,000	47,000	46,433	-	-	567
School Choice Project Number: P.001697	100,000	100,000	-	81,829	-	18,171
Forest Glen Middle School						
Additional Computers to Close Gap Project Number: 305185002	253,000	253,000	-	252,773	-	227
Forest Hills Elementary School						
Additional Computers to Close Gap Project Number: 263185002	50,000	50,000	-	49,917	-	83
HVAC Replacement Project Number: P.000827	2,100,000	2,100,000	950,625	16,168	4,351	1,128,856
Fire Alarm Replacement Project Number: P.001678	293,000	293,000	32,904	252,140	-	7,956
Forest Hills ES - School Choice Year 1 Project Number: P.001787	100,000	100,000	-	95,380	-	4,620
Fort Lauderdale Senior High School						
Music Instruments Project Number: 095185009	300,000	300,000	271,847	-	24,757	3,396

* Project expenditures include, but are not limited to, advertising costs during the planning and procurement phase, design costs, construction costs, permitting costs, equipment, and work orders

This is a budget and expenditure activity report, and is not a construction status report. The accompanying introduction and notes are an integral part of this report.



SMART Program Budget Activity Report

Financially Active Projects Detail Schedule

for Quarter Ended December 31, 2016



GOB Referendum Approved by Voters on 11/4/2014 - 25 Months Since Approval

School/ Project	Original Budget	Current Budget	Prior Year Expenditures	Commitments	Current Year Expenditures	Balance
Fox Trail Elementary School						
Technology Infrastructure Upgrade Project Number: 353185001	17,000	17,000	10,233	-	-	6,767
Additional Computers to Close Gap Project Number: 353185002	284,000	284,000	283,991	-	-	9
Wireless Network Upgrade and CAT 6 Data Port Upgrade Project Number: 353185003	121,000	121,000	78,320	-	-	42,680
Franklin Academy A						
Charter School Technology Project Number: 501285004	351,260	351,260	351,258	-	-	2
Franklin Academy B						
Charter School Technology Project Number: 501085004	39,262	39,262	39,261	-	-	1
Gator Run Elementary School						
Technology Infrastructure Upgrade Project Number: 364285001	176,000	176,000	113,689	-	-	62,311
Additional Computers to Close Gap Project Number: 364285002	284,000	284,000	283,859	-	-	141
Wireless Network Upgrade and CAT 6 Data Port Upgrade Project Number: 364285003	127,000	127,000	68,164	-	-	58,836
Glades Middle School						
Additional Computers to Close Gap Project Number: 202185002	281,000	281,000	-	280,980	-	20

* Project expenditures include, but are not limited to, advertising costs during the planning and procurement phase, design costs, construction costs, permitting costs, equipment, and work orders

This is a budget and expenditure activity report, and is not a construction status report. The accompanying introduction and notes are an integral part of this report.



SMART Program Budget Activity Report

Financially Active Projects Detail Schedule

for Quarter Ended December 31, 2016



GOB Referendum Approved by Voters on 11/4/2014 - 25 Months Since Approval

School/ Project	Original Budget	Current Budget	Prior Year Expenditures	Commitments	Current Year Expenditures	Balance
Griffin Elementary School						
Technology Infrastructure Upgrade Project Number: 285185001	26,000	26,000	24,681	-	-	1,319
Additional Computers to Close Gap Project Number: 285185002	151,000	151,000	150,993	-	-	7
Wireless Network Upgrade and CAT 6 Data Port Upgrade Project Number: 285185003	80,000	80,000	46,648	-	-	33,352
Safety/Security Upgrade, Fire Alarm, PE/Athletic, Media Center, HVAC and Building Envelope Improvements Project Number: P.001745	2,258,000	2,258,000	26,273	127,231	29,770	2,074,726
Griffin ES - School Choice Year 2 Project Number: P.001777	100,000	100,000	-	46,556	27,646	25,798
Gulfstream Middle School						
Additional Computers to Close Gap Project Number: 393185002	46,000	46,000	-	45,772	-	228
Hallandale Adult & Community Center						
Technology Infrastructure Upgrade Project Number: 059285001	143,000	143,000	128,656	-	-	14,344
Wireless Network Upgrade and CAT 6 Data Port Upgrade Project Number: 059285003	136,000	136,000	73,520	-	-	62,480
Re-Roof Buildings #13 & #14 Project Number: P.001616	383,000	383,000	344,307	-	-	38,693

* Project expenditures include, but are not limited to, advertising costs during the planning and procurement phase, design costs, construction costs, permitting costs, equipment, and work orders

This is a budget and expenditure activity report, and is not a construction status report. The accompanying introduction and notes are an integral part of this report.



SMART Program Budget Activity Report

Financially Active Projects Detail Schedule

for Quarter Ended December 31, 2016



GOB Referendum Approved by Voters on 11/4/2014 - 25 Months Since Approval

School/ Project	Original Budget	Current Budget	Prior Year Expenditures	Commitments	Current Year Expenditures	Balance
Hallandale Elementary School						
Technology Infrastructure Upgrade Project Number: 013185001	139,000	139,000	-	-	77,263	61,737
Additional Computers to Close Gap Project Number: 013185002	204,000	204,000	203,960	-	-	40
Wireless Network Upgrade and CAT 6 Data Port Upgrade Project Number: 013185003	82,000	82,000	20,845	-	32,015	29,140
Hallandale Senior High School						
Additional Computers to Close Gap Project Number: 040385002	245,000	245,000	-	-	244,957	43
Track Resurfacing Project Number: 040385011	300,000	300,000	-	205,378	36,266	58,356
Harbordale Elementary School						
Technology Infrastructure Upgrade Project Number: 049185001	36,000	36,000	23,058	-	-	12,942
Additional Computers to Close Gap Project Number: 049185002	104,000	104,000	103,993	-	-	7
Wireless Network Upgrade and CAT 6 Data Port Upgrade Project Number: 049185003	45,000	45,000	25,301	-	-	19,699
Music Instruments Project Number: 049185009	50,000	50,000	-	35,717	-	14,283

* Project expenditures include, but are not limited to, advertising costs during the planning and procurement phase, design costs, construction costs, permitting costs, equipment, and work orders

This is a budget and expenditure activity report, and is not a construction status report. The accompanying introduction and notes are an integral part of this report.



SMART Program Budget Activity Report

Financially Active Projects Detail Schedule

for Quarter Ended December 31, 2016



GOB Referendum Approved by Voters on 11/4/2014 - 25 Months Since Approval

School/ Project	Original Budget	Current Budget	Prior Year Expenditures	Commitments	Current Year Expenditures	Balance
Hawkes Bluff Elementary School						
Technology Infrastructure Upgrade Project Number: 313185001	127,000	127,000	83,572	-	-	43,428
Additional Computers to Close Gap Project Number: 313185002	152,000	152,000	151,696	-	-	304
Wireless Network Upgrade and CAT 6 Data Port Upgrade Project Number: 313185003	114,000	114,000	60,753	-	-	53,247
HVAC and Building Envelope Improvements Project Number: P.001784	2,903,000	2,903,000	-	-	101	2,902,899
Hawkes Bluff ES - School Choice Year 2 Project Number: P.001843	100,000	100,000	-	84,981	-	15,019
Henry McNeal Turner Learning Academy						
Charter School Technology Project Number: 541885004	24,668	24,668	24,531	-	137	-
Heron Heights Elementary School						
Additional Computers to Close Gap Project Number: 396185002	298,000	298,000	268,539	-	29,260	201
Wireless Network Upgrade and CAT 6 Data Port Upgrade Project Number: 396185003	20,000	20,000	-	-	19,997	3
Hollywood Academy of Arts and Science Elementary						
Charter School Technology Project Number: 532585004	311,399	311,399	311,392	-	-	7

* Project expenditures include, but are not limited to, advertising costs during the planning and procurement phase, design costs, construction costs, permitting costs, equipment, and work orders

This is a budget and expenditure activity report, and is not a construction status report. The accompanying introduction and notes are an integral part of this report.



SMART Program Budget Activity Report

Financially Active Projects Detail Schedule

for Quarter Ended December 31, 2016



GOB Referendum Approved by Voters on 11/4/2014 - 25 Months Since Approval

School/ Project	Original Budget	Current Budget	Prior Year Expenditures	Commitments	Current Year Expenditures	Balance
Hollywood Academy of Arts and Science Middle						
Charter School Technology Project Number: 536285004	139,365	139,365	139,358	-	-	7
Hollywood Central Elementary School						
Technology Infrastructure Upgrade Project Number: 012185001	26,000	26,000	-	-	12,199	13,801
Additional Computers to Close Gap Project Number: 012185002	119,000	119,000	-	-	118,908	92
Wireless Network Upgrade and CAT 6 Data Port Upgrade Project Number: 012185003	76,000	76,000	-	-	51,725	24,275
Hollywood Hills Elementary School						
Additional Computers to Close Gap Project Number: 011185002	189,000	189,000	-	-	188,866	134
Wireless Network Upgrade and CAT 6 Data Port Upgrade Project Number: 011185003	126,000	126,000	-	-	1,325	124,675
Hollywood Hills Senior High School						
Additional Computers to Close Gap Project Number: 166185002	417,000	417,000	-	-	416,991	9
Music Instruments Project Number: 166185009	300,000	300,000	-	161,703	133,986	4,311
Track Resurfacing Project Number: 166185011	300,000	300,000	-	18,123	281,877	-

* Project expenditures include, but are not limited to, advertising costs during the planning and procurement phase, design costs, construction costs, permitting costs, equipment, and work orders

This is a budget and expenditure activity report, and is not a construction status report. The accompanying introduction and notes are an integral part of this report.



SMART Program Budget Activity Report

Financially Active Projects Detail Schedule

for Quarter Ended December 31, 2016



GOB Referendum Approved by Voters on 11/4/2014 - 25 Months Since Approval

School/ Project	Original Budget	Current Budget	Prior Year Expenditures	Commitments	Current Year Expenditures	Balance
Hollywood Hills Senior High School						
Hollywood Hills HS - SMART Program Renov Project Number: P.001806	15,135,000	15,135,000	-	-	115	15,134,885
Hollywood Park Elementary School						
Additional Computers to Close Gap Project Number: 176185002	121,000	121,000	120,947	-	-	53
Wireless Network Upgrade and CAT 6 Data Port Upgrade Project Number: 176185003	72,000	72,000	43,004	-	-	28,996
Fire Sprinklers, Media Center, HVAC, Electrical and Building Envelope improvements Project Number: P.001788	4,185,000	4,185,000	-	-	158	4,184,842
Horizon Elementary School						
Additional Computers to Close Gap Project Number: 253185002	117,000	117,000	116,902	-	-	98
Wireless Network Upgrade and CAT 6 Data Port Upgrade Project Number: 253185003	83,000	83,000	55,369	-	-	27,631
Hunt, James S. Elementary School						
Additional Computers to Close Gap Project Number: 197185002	190,000	190,000	189,620	-	-	380
Wireless Network Upgrade and CAT 6 Data Port Upgrade Project Number: 197185003	94,000	94,000	60,906	-	-	33,094

* Project expenditures include, but are not limited to, advertising costs during the planning and procurement phase, design costs, construction costs, permitting costs, equipment, and work orders

This is a budget and expenditure activity report, and is not a construction status report. The accompanying introduction and notes are an integral part of this report.



SMART Program Budget Activity Report

Financially Active Projects Detail Schedule

for Quarter Ended December 31, 2016



GOB Referendum Approved by Voters on 11/4/2014 - 25 Months Since Approval

School/ Project	Original Budget	Current Budget	Prior Year Expenditures	Commitments	Current Year Expenditures	Balance
Imagine Charter School at Weston						
Charter School Technology Project Number: 511185004	222,085	222,085	222,051	-	-	34
Imagine Elementary at North Lauderdale Charter School						
Charter School Technology Project Number: 517185004	162,443	162,443	162,438	-	-	5
Imagine Schools at Broward						
Charter School Technology Project Number: 502485004	258,949	258,949	258,938	-	-	11
Indian Ridge Middle School						
Technology Infrastructure Upgrade Project Number: 347185001	327,000	327,000	196,810	-	-	130,190
Additional Computers to Close Gap Project Number: 347185002	245,000	245,000	-	-	244,986	14
Wireless Network Upgrade and CAT 6 Data Port Upgrade Project Number: 347185003	18,000	18,000	-	-	3,979	14,021
Music Instruments Project Number: 347185009	100,000	100,000	-	26,856	73,141	3
Music Room Renovation and Instruments, Conversion of Existing Space to Music and /or Art Lab(s), Art Room Renovation and Equipment, HVAC and Building Envelope Improvements Project Number: P.001748	5,115,000	5,115,000	58,478	260,327	61,674	4,734,521
Indian Ridge MS - School Choice Year 2 Project Number: P.001803	100,000	100,000	-	9,509	90,491	-

* Project expenditures include, but are not limited to, advertising costs during the planning and procurement phase, design costs, construction costs, permitting costs, equipment, and work orders

This is a budget and expenditure activity report, and is not a construction status report. The accompanying introduction and notes are an integral part of this report.



SMART Program Budget Activity Report

Financially Active Projects Detail Schedule

for Quarter Ended December 31, 2016



GOB Referendum Approved by Voters on 11/4/2014 - 25 Months Since Approval

School/ Project	Original Budget	Current Budget	Prior Year Expenditures	Commitments	Current Year Expenditures	Balance
Indian Trace Elementary School						
Additional Computers to Close Gap Project Number: 318185002	111,000	111,000	-	-	110,905	95
Kidz Choice Charter						
Charter School Technology Project Number: 540985004	32,069	32,069	31,957	-	106	6
King, Martin Luther (Dr. Martin Luther King, Jr. Montessori Academy)						
Additional Computers to Close Gap Project Number: 161185002	43,000	43,000	-	42,943	-	57
Wireless Network Upgrade and CAT 6 Data Port Upgrade Project Number: 161185003	49,000	49,000	-	-	36,085	12,915
HVAC Improvements Project Number: P.001662	213,000	213,000	148,796	-	-	64,204
Martin Luther King ES-School Choice Y-1 Project Number: P.001802	100,000	100,000	-	29,203	22,275	48,522
Lake Forest Elementary School						
Additional Computers to Close Gap Project Number: 083185002	169,000	169,000	-	-	168,884	116
Lake Forest ES - Repair Roof on Bldg 4 Project Number: P.001484	475,000	475,000	337,135	-	-	137,865
Lakeside Elementary School						
Technology Infrastructure Upgrade Project Number: 359185001	128,000	128,000	97,362	-	-	30,638

* Project expenditures include, but are not limited to, advertising costs during the planning and procurement phase, design costs, construction costs, permitting costs, equipment, and work orders

This is a budget and expenditure activity report, and is not a construction status report. The accompanying introduction and notes are an integral part of this report.



SMART Program Budget Activity Report

Financially Active Projects Detail Schedule

for Quarter Ended December 31, 2016



GOB Referendum Approved by Voters on 11/4/2014 - 25 Months Since Approval

School/ Project	Original Budget	Current Budget	Prior Year Expenditures	Commitments	Current Year Expenditures	Balance
Lakeside Elementary School						
Additional Computers to Close Gap Project Number: 359185002	196,000	196,000	195,957	-	-	43
Wireless Network Upgrade and CAT 6 Data Port Upgrade Project Number: 359185003	83,000	83,000	53,043	-	-	29,957
Larkdale Elementary School						
Additional Computers to Close Gap Project Number: 062185002	19,000	19,000	-	-	18,983	17
Wireless Network Upgrade and CAT 6 Data Port Upgrade Project Number: 062185003	40,000	40,000	-	806	35,174	4,020
Lauderdale Lakes Middle School						
Technology Infrastructure Upgrade Project Number: 170185001	9,000	9,000	-	2,418	6,582	-
Additional Computers to Close Gap Project Number: 170185002	112,000	112,000	-	-	111,846	154
Wireless Network Upgrade and CAT 6 Data Port Upgrade Project Number: 170185003	45,000	45,000	-	28,850	16,146	4
Music Instruments Project Number: 170185009	100,000	100,000	-	61,520	38,477	3
Fire Sprinkler, Fire Alarm, Roofing and HVAC, and Media Center Improvements Project Number: P.001637	6,481,000	6,481,000	97,035	253,135	159,465	5,971,365

* Project expenditures include, but are not limited to, advertising costs during the planning and procurement phase, design costs, construction costs, permitting costs, equipment, and work orders

This is a budget and expenditure activity report, and is not a construction status report. The accompanying introduction and notes are an integral part of this report.



SMART Program Budget Activity Report

Financially Active Projects Detail Schedule

for Quarter Ended December 31, 2016



GOB Referendum Approved by Voters on 11/4/2014 - 25 Months Since Approval

School/ Project	Original Budget	Current Budget	Prior Year Expenditures	Commitments	Current Year Expenditures	Balance
Lauderdale Manors Early Learning and Resource Center						
Wireless Network Upgrade and CAT 6 Data Port Upgrade Project Number: 043185003	11,000	11,000	-	125	10,871	4
Building Envelope and HVAC Improvements Project Number: P.001635	2,974,056	2,974,056	58,774	19,042	158	2,896,082
Lauderhill 6-12 School						
Wireless Network Upgrade and CAT 6 Data Port Upgrade Project Number: 139185003	115,000	115,000	-	32,251	35,012	47,737
Lauderhill-Paul Turner Elementary School						
Additional Computers to Close Gap Project Number: 138185002	165,000	165,000	156,276	-	8,712	12
Wireless Network Upgrade and CAT 6 Data Port Upgrade Project Number: 138185003	51,000	51,000	37,548	-	-	13,452
Liberty Elementary School						
Technology Infrastructure Upgrade Project Number: 382185001	26,000	26,000	12,834	-	-	13,166
Additional Computers to Close Gap Project Number: 382185002	262,000	262,000	261,909	-	-	91
Wireless Network Upgrade and CAT 6 Data Port Upgrade Project Number: 382185003	105,000	105,000	76,647	-	-	28,353
School Choice Project Number: P.001714	100,000	100,000	-	67,369	3,790	28,841

* Project expenditures include, but are not limited to, advertising costs during the planning and procurement phase, design costs, construction costs, permitting costs, equipment, and work orders

This is a budget and expenditure activity report, and is not a construction status report. The accompanying introduction and notes are an integral part of this report.



SMART Program Budget Activity Report

Financially Active Projects Detail Schedule

for Quarter Ended December 31, 2016



GOB Referendum Approved by Voters on 11/4/2014 - 25 Months Since Approval

School/ Project	Original Budget	Current Budget	Prior Year Expenditures	Commitments	Current Year Expenditures	Balance
Lloyd Estates Elementary School						
Additional Computers to Close Gap Project Number: 109185002	151,000	151,000	150,966	-	-	34
Wireless Network Upgrade and CAT 6 Data Port Upgrade Project Number: 109185003	28,000	28,000	24,830	-	-	3,170
Lyons Creek Middle School						
Technology Infrastructure Upgrade Project Number: 310185001	192,000	192,000	165,569	-	-	26,431
Additional Computers to Close Gap Project Number: 310185002	225,000	225,000	224,979	-	-	21
Wireless Network Upgrade and CAT 6 Data Port Upgrade Project Number: 310185003	11,000	11,000	7,575	-	-	3,425
Manatee Bay Elementary School						
Technology Infrastructure Upgrade Project Number: 384185001	65,000	65,000	40,991	-	-	24,009
Additional Computers to Close Gap Project Number: 384185002	304,000	304,000	303,892	-	-	108
Wireless Network Upgrade and CAT 6 Data Port Upgrade Project Number: 384185003	113,000	113,000	76,077	-	-	36,923

* Project expenditures include, but are not limited to, advertising costs during the planning and procurement phase, design costs, construction costs, permitting costs, equipment, and work orders

This is a budget and expenditure activity report, and is not a construction status report. The accompanying introduction and notes are an integral part of this report.



SMART Program Budget Activity Report

Financially Active Projects Detail Schedule

for Quarter Ended December 31, 2016



GOB Referendum Approved by Voters on 11/4/2014 - 25 Months Since Approval

School/ Project	Original Budget	Current Budget	Prior Year Expenditures	Commitments	Current Year Expenditures	Balance
Manatee Bay Elementary School						
Music Room Renovation and Instruments, Conversion of Existing Space to Music and /or Art Lab(s), Art Room Renovation and Equipment, HVAC and Building Envelope Improvements Project Number: P.001759	1,759,000	1,759,000	20,476	101,146	21,854	1,615,524
Manatee Bay ES - School Choice Year 2 Project Number: P.001776	100,000	100,000	-	25,011	70,964	4,025
Maplewood Elementary School						
Technology Infrastructure Upgrade Project Number: 274185001	84,000	84,000	42,552	-	-	41,448
Additional Computers to Close Gap Project Number: 274185002	148,000	148,000	147,639	-	-	361
Wireless Network Upgrade and CAT 6 Data Port Upgrade Project Number: 274185003	99,000	99,000	52,586	-	-	46,414
Facil Projects - SMART Project Number: 274185010	104,000	104,000	1,690	-	-	102,310
Building Envelope and Fire Alarm Improvements Project Number: P.001639	2,279,629	2,279,629	37,053	150,869	30,488	2,061,219
Maplewood ES - School Choice Year 1 Project Number: P.001798	100,000	100,000	-	89,912	-	10,088

* Project expenditures include, but are not limited to, advertising costs during the planning and procurement phase, design costs, construction costs, permitting costs, equipment, and work orders

This is a budget and expenditure activity report, and is not a construction status report. The accompanying introduction and notes are an integral part of this report.



SMART Program Budget Activity Report

Financially Active Projects Detail Schedule

for Quarter Ended December 31, 2016



GOB Referendum Approved by Voters on 11/4/2014 - 25 Months Since Approval

School/ Project	Original Budget	Current Budget	Prior Year Expenditures	Commitments	Current Year Expenditures	Balance
Margate Elementary School						
Technology Infrastructure Upgrade Project Number: 116185001	34,000	34,000	23,227	-	-	10,773
Additional Computers to Close Gap Project Number: 116185002	228,000	228,000	227,909	-	-	91
Wireless Network Upgrade and CAT 6 Data Port Upgrade Project Number: 116185003	125,000	125,000	75,729	-	-	49,271
Single Point of Entry, Fire Sprinklers, Music and Art Labs, Building Replacement, HVAC, and Building Envelope Improvements Project Number: P.001647	4,618,753	4,618,753	81,589	314,365	14,696	4,208,103
School Choice Project Number: P.001698	100,000	100,000	-	44,361	55,486	153
Margate Middle School						
Additional Computers to Close Gap Project Number: 058185002	146,000	146,000	-	145,987	-	13
Wireless Network Upgrade and CAT 6 Data Port Upgrade Project Number: 058185003	136,000	136,000	-	3,062	9,543	123,395
Markham, C. Robert Elementary School						
Technology Infrastructure Upgrade Project Number: 167185001	4,000	4,000	3,956	-	-	44
Additional Computers to Close Gap Project Number: 167185002	155,000	155,000	154,995	-	-	5

* Project expenditures include, but are not limited to, advertising costs during the planning and procurement phase, design costs, construction costs, permitting costs, equipment, and work orders

This is a budget and expenditure activity report, and is not a construction status report. The accompanying introduction and notes are an integral part of this report.



SMART Program Budget Activity Report

Financially Active Projects Detail Schedule

for Quarter Ended December 31, 2016



GOB Referendum Approved by Voters on 11/4/2014 - 25 Months Since Approval

School/ Project	Original Budget	Current Budget	Prior Year Expenditures	Commitments	Current Year Expenditures	Balance
Markham, C. Robert Elementary School						
Wireless Network Upgrade and CAT 6 Data Port Upgrade Project Number: 167185003	42,000	42,000	25,967	-	-	16,033
Mavericks High of Central Broward County						
Charter School Technology Project Number: 548185004	105,798	105,798	105,721	-	-	77
Mavericks High School of North Broward						
Charter School Technology Project Number: 500985004	107,296	107,296	107,294	-	-	2
McArthur Senior High School						
Additional Computers to Close Gap Project Number: 024185002	263,000	263,000	-	262,988	-	12
Music Instruments Project Number: 024185009	300,000	300,000	-	84,737	215,261	2
McFatter Technical College						
Technology Infrastructure Upgrade Project Number: 129185001	362,000	362,000	246,969	-	-	115,031
Wireless Network Upgrade and CAT 6 Data Port Upgrade Project Number: 129185003	126,000	126,000	94,296	-	-	31,704
ADA, Safety/Security, Fire Sprinklers, Fire Alarm, Media Center, HVAC buildings 1,2, 4, & 5, Electrical, and Building Envelop Improvements (Roof, Window, Ext Wall, etc.) Project Number: P.001658	7,371,525	7,371,525	-	-	158	7,371,367

* Project expenditures include, but are not limited to, advertising costs during the planning and procurement phase, design costs, construction costs, permitting costs, equipment, and work orders

This is a budget and expenditure activity report, and is not a construction status report. The accompanying introduction and notes are an integral part of this report.



SMART Program Budget Activity Report

Financially Active Projects Detail Schedule

for Quarter Ended December 31, 2016



GOB Referendum Approved by Voters on 11/4/2014 - 25 Months Since Approval

School/ Project	Original Budget	Current Budget	Prior Year Expenditures	Commitments	Current Year Expenditures	Balance
McFatter Technical, Broward Fire Academy						
Technology Infrastructure Upgrade Project Number: 277185001	13,000	13,000	-	7,987	-	5,013
Broward Fire Acad.- School Choice Year 1 Project Number: P.001790	100,000	100,000	-	85,650	-	14,350
McNab Elementary School						
Technology Infrastructure Upgrade Project Number: 084185001	92,000	92,000	64,075	-	-	27,925
Additional Computers to Close Gap Project Number: 084185002	124,000	124,000	123,994	-	-	6
Music Instruments Project Number: 084185009	50,000	50,000	-	37,786	-	12,214
McNicol Middle School						
School Choice Project Number: P.001701	100,000	100,000	-	2,645	81,180	16,175
Meadowbrook Elementary School						
Additional Computers to Close Gap Project Number: 076185002	183,000	183,000	-	-	182,918	82
Wireless Network Upgrade and CAT 6 Data Port Upgrade Project Number: 076185003	40,000	40,000	-	-	35,458	4,542
Millennium Middle School						
Additional Computers to Close Gap Project Number: 477285002	290,000	290,000	289,892	-	-	108

* Project expenditures include, but are not limited to, advertising costs during the planning and procurement phase, design costs, construction costs, permitting costs, equipment, and work orders

This is a budget and expenditure activity report, and is not a construction status report. The accompanying introduction and notes are an integral part of this report.



SMART Program Budget Activity Report

Financially Active Projects Detail Schedule

for Quarter Ended December 31, 2016



GOB Referendum Approved by Voters on 11/4/2014 - 25 Months Since Approval

School/ Project	Original Budget	Current Budget	Prior Year Expenditures	Commitments	Current Year Expenditures	Balance
Millennium Middle School						
Wireless Network Upgrade and CAT 6 Data Port Upgrade Project Number: 477285003	124,000	124,000	88,437	-	-	35,563
Miramar Elementary School						
Additional Computers to Close Gap Project Number: 053185002	210,000	210,000	209,973	-	-	27
Wireless Network Upgrade and CAT 6 Data Port Upgrade Project Number: 053185003	96,000	96,000	63,993	-	-	32,007
HVAC and Building Envelope Improvements Project Number: P.001727	3,798,000	3,798,000	44,154	241,100	141	3,512,605
Miramar Senior High School						
Additional Computers to Close Gap Project Number: 175185002	598,000	598,000	597,944	-	-	56
Wireless Network Upgrade and CAT 6 Data Port Upgrade Project Number: 175185003	248,000	248,000	162,984	-	-	85,016
Track Resurfacing Project Number: 175185011	300,000	300,000	-	193,079	-	106,921
Mirror Lake Elementary School						
Additional Computers to Close Gap Project Number: 184185002	60,000	60,000	-	-	59,945	55
Monarch Senior High School						
Technology Infrastructure Upgrade Project Number: 354185001	304,000	304,000	214,904	-	-	89,096

* Project expenditures include, but are not limited to, advertising costs during the planning and procurement phase, design costs, construction costs, permitting costs, equipment, and work orders

This is a budget and expenditure activity report, and is not a construction status report. The accompanying introduction and notes are an integral part of this report.



SMART Program Budget Activity Report

Financially Active Projects Detail Schedule

for Quarter Ended December 31, 2016



GOB Referendum Approved by Voters on 11/4/2014 - 25 Months Since Approval

School/ Project	Original Budget	Current Budget	Prior Year Expenditures	Commitments	Current Year Expenditures	Balance
Monarch Senior High School						
Additional Computers to Close Gap Project Number: 354185002	596,000	596,000	595,974	-	-	26
Wireless Network Upgrade and CAT 6 Data Port Upgrade Project Number: 354185003	14,000	14,000	8,686	-	-	5,314
Music Instruments Project Number: 354185009	300,000	300,000	-	-	299,997	3
Morrow Elementary School						
Additional Computers to Close Gap Project Number: 269185002	71,000	71,000	-	-	70,888	112
New Renaissance Middle School						
Additional Computers to Close Gap Project Number: 391185002	155,000	155,000	-	154,973	-	27
New River Middle School						
Additional Computers to Close Gap Project Number: 088185002	244,000	244,000	-	157,298	86,677	25
Music Instruments Project Number: 088185009	100,000	100,000	-	-	99,987	13
School Choice Project Number: P.001703	100,000	100,000	-	23,995	19,843	56,162
Renovations to HVAC Systems, Building Envelope Improvements Project Number: P.001710	2,242,000	2,242,000	26,076	-	460	2,215,464

* Project expenditures include, but are not limited to, advertising costs during the planning and procurement phase, design costs, construction costs, permitting costs, equipment, and work orders

This is a budget and expenditure activity report, and is not a construction status report. The accompanying introduction and notes are an integral part of this report.



SMART Program Budget Activity Report

Financially Active Projects Detail Schedule

for Quarter Ended December 31, 2016



GOB Referendum Approved by Voters on 11/4/2014 - 25 Months Since Approval

School/ Project	Original Budget	Current Budget	Prior Year Expenditures	Commitments	Current Year Expenditures	Balance
Nob Hill Elementary School						
Technology Infrastructure Upgrade Project Number: 267185001	34,000	34,000	5,249	-	-	28,751
Additional Computers to Close Gap Project Number: 267185002	179,000	179,000	178,901	-	-	99
Wireless Network Upgrade and CAT 6 Data Port Upgrade Project Number: 267185003	91,000	91,000	49,236	-	-	41,764
Norcrest Elementary School						
Technology Infrastructure Upgrade Project Number: 056185001	114,000	114,000	56,230	-	-	57,770
Additional Computers to Close Gap Project Number: 056185002	217,000	217,000	216,612	-	-	388
Wireless Network Upgrade and CAT 6 Data Port Upgrade Project Number: 056185003	104,000	104,000	58,598	-	-	45,402
Norcrest ES - School Choice Year 1 Project Number: P.001770	100,000	100,000	-	-	98,810	1,190
North Andrews Gardens Elementary School						
Additional Computers to Close Gap Project Number: 052185002	221,000	221,000	221,000	-	-	-
Wireless Network Upgrade and CAT 6 Data Port Upgrade Project Number: 052185003	98,000	98,000	58,970	-	-	39,030

* Project expenditures include, but are not limited to, advertising costs during the planning and procurement phase, design costs, construction costs, permitting costs, equipment, and work orders

This is a budget and expenditure activity report, and is not a construction status report. The accompanying introduction and notes are an integral part of this report.



SMART Program Budget Activity Report

Financially Active Projects Detail Schedule

for Quarter Ended December 31, 2016



GOB Referendum Approved by Voters on 11/4/2014 - 25 Months Since Approval

School/ Project	Original Budget	Current Budget	Prior Year Expenditures	Commitments	Current Year Expenditures	Balance
North Broward Academy of Excellence Elementary						
Charter School Technology Project Number: 516185004	204,402	204,402	204,400	-	-	2
North Broward Academy of Excellence Middle						
Charter School Technology Project Number: 537185004	105,198	105,198	105,195	-	-	3
North Fork Elementary School						
Single Point of Entry (Reception Area Remodel) Project Number: P.001503	33,617	33,617	391	-	-	33,226
North Lauderdale Elementary School						
Additional Computers to Close Gap Project Number: 223185002	91,000	91,000	-	580	90,311	109
North Side Elementary School						
Additional Computers to Close Gap Project Number: 004185002	81,000	81,000	-	-	80,977	23
Music Instruments Project Number: 004185009	50,000	50,000	-	12,489	-	37,511
Northeast Senior High School						
Technology Infrastructure Upgrade Project Number: 124185001	326,000	326,000	304,215	-	-	21,785
Additional Computers to Close Gap Project Number: 124185002	419,000	419,000	418,983	-	-	17

* Project expenditures include, but are not limited to, advertising costs during the planning and procurement phase, design costs, construction costs, permitting costs, equipment, and work orders

This is a budget and expenditure activity report, and is not a construction status report. The accompanying introduction and notes are an integral part of this report.



SMART Program Budget Activity Report

Financially Active Projects Detail Schedule

for Quarter Ended December 31, 2016



GOB Referendum Approved by Voters on 11/4/2014 - 25 Months Since Approval

School/ Project	Original Budget	Current Budget	Prior Year Expenditures	Commitments	Current Year Expenditures	Balance
Northeast Senior High School						
Wireless Network Upgrade and CAT 6 Data Port Upgrade Project Number: 124185003	119,000	119,000	115,395	-	1,040	2,565
Music Instruments Project Number: 124185009	300,000	300,000	-	298,678	-	1,322
Single Point of Entry, Safety/Security Upgrade, Fire Sprinklers, Fire Alarm, Weight Room, Stem Lab, HVAC, Building Replacement, Electrical Improvements, Re-Roofing, ADA Renovations Project Number: P.001684	14,547,000	14,547,000	169,158	922,000	33,260	13,422,582
School Choice Project Number: P.001758	100,000	100,000	-	62,538	6,808	30,654
Nova Blanche Forman Elementary School						
Technology Infrastructure Upgrade Project Number: 128285001	60,000	60,000	25,621	-	-	34,379
Additional Computers to Close Gap Project Number: 128285002	171,000	171,000	170,556	-	-	444
Wireless Network Upgrade and CAT 6 Data Port Upgrade Project Number: 128285003	51,000	51,000	50,299	-	-	701
Nova Dwight D Eisenhower Elementary School						
Additional Computers to Close Gap Project Number: 127185002	48,000	48,000	-	47,991	-	9

* Project expenditures include, but are not limited to, advertising costs during the planning and procurement phase, design costs, construction costs, permitting costs, equipment, and work orders

This is a budget and expenditure activity report, and is not a construction status report. The accompanying introduction and notes are an integral part of this report.



SMART Program Budget Activity Report

Financially Active Projects Detail Schedule

for Quarter Ended December 31, 2016



GOB Referendum Approved by Voters on 11/4/2014 - 25 Months Since Approval

School/ Project	Original Budget	Current Budget	Prior Year Expenditures	Commitments	Current Year Expenditures	Balance
Nova Middle School						
Technology Infrastructure Upgrade Project Number: 131185001	200,000	200,000	129,686	-	70,296	18
Additional Computers to Close Gap Project Number: 131185002	62,000	62,000	61,889	-	-	111
Wireless Network Upgrade and CAT 6 Data Port Upgrade Project Number: 131185003	51,000	51,000	47,782	-	3,203	15
Nova Senior High School						
Technology Infrastructure Upgrade Project Number: 128185001	270,000	270,000	265,293	-	4,707	-
Additional Computers to Close Gap Project Number: 128185002	501,000	501,000	500,979	-	-	21
Wireless Network Upgrade and CAT 6 Data Port Upgrade Project Number: 128185003	91,000	91,000	56,750	-	34,249	1
Music Instruments Project Number: 128185009	300,000	300,000	-	78,216	217,855	3,929
Nova HS - School Choice Year 2 Project Number: P.001811	100,000	100,000	-	24,558	75,214	228

* Project expenditures include, but are not limited to, advertising costs during the planning and procurement phase, design costs, construction costs, permitting costs, equipment, and work orders

This is a budget and expenditure activity report, and is not a construction status report. The accompanying introduction and notes are an integral part of this report.



SMART Program Budget Activity Report

Financially Active Projects Detail Schedule

for Quarter Ended December 31, 2016



GOB Referendum Approved by Voters on 11/4/2014 - 25 Months Since Approval

School/ Project	Original Budget	Current Budget	Prior Year Expenditures	Commitments	Current Year Expenditures	Balance
Nova Senior High School						
Single Point of Entry, Safety / Security Upgrade, Fire Alarm, Music Room Renovation and Instruments, Art Room Renovation and Equipment, Weight Room Renovation, and Building Envelope, Electrical, HVAC, Media Center and STEM Lab improvements. Project Number: P.001817	19,954,000	19,954,000	-	-	120	19,953,880
Oakland Park Elementary School						
Technology Infrastructure Upgrade Project Number: 003185001	43,000	43,000	-	-	30,966	12,034
Additional Computers to Close Gap Project Number: 003185002	148,000	148,000	147,987	-	-	13
Wireless Network Upgrade and CAT 6 Data Port Upgrade Project Number: 003185003	77,000	77,000	22,239	-	32,614	22,147
Oakridge Elementary School						
Technology Infrastructure Upgrade Project Number: 046185001	13,000	13,000	-	-	10,802	2,198
Additional Computers to Close Gap Project Number: 046185002	154,000	154,000	-	-	153,927	73
Wireless Network Upgrade and CAT 6 Data Port Upgrade Project Number: 046185003	75,000	75,000	-	-	46,937	28,063

* Project expenditures include, but are not limited to, advertising costs during the planning and procurement phase, design costs, construction costs, permitting costs, equipment, and work orders

This is a budget and expenditure activity report, and is not a construction status report. The accompanying introduction and notes are an integral part of this report.



SMART Program Budget Activity Report

Financially Active Projects Detail Schedule

for Quarter Ended December 31, 2016



GOB Referendum Approved by Voters on 11/4/2014 - 25 Months Since Approval

School/ Project	Original Budget	Current Budget	Prior Year Expenditures	Commitments	Current Year Expenditures	Balance
Oakridge Elementary School						
Single Point of Entry, Fire Alarm, Replacement Building #2, HVAC, Building Envelope Improvements and Electrical Upgrades Project Number: P.001712	3,666,000	3,666,000	42,637	259,000	121	3,364,242
Oakridge ES - School Choice Year 1 Project Number: P.001775	100,000	100,000	-	47,372	24,692	27,936
Olsen Middle School						
Additional Computers to Close Gap Project Number: 047185002	125,000	125,000	-	124,991	-	9
Orange Brook Elementary School						
Additional Computers to Close Gap Project Number: 071185002	235,000	235,000	234,983	-	-	17
Wireless Network Upgrade and CAT 6 Data Port Upgrade Project Number: 071185003	47,000	47,000	16,594	-	-	30,406
Orange Brook ES - School Choice Year 1 Project Number: P.001815	100,000	100,000	-	10,825	39,109	50,066
Oriole Elementary School						
Technology Infrastructure Upgrade Project Number: 183185001	4,000	4,000	3,970	-	-	30
Additional Computers to Close Gap Project Number: 183185002	199,000	199,000	198,972	-	-	28

* Project expenditures include, but are not limited to, advertising costs during the planning and procurement phase, design costs, construction costs, permitting costs, equipment, and work orders

This is a budget and expenditure activity report, and is not a construction status report. The accompanying introduction and notes are an integral part of this report.



SMART Program Budget Activity Report

Financially Active Projects Detail Schedule

for Quarter Ended December 31, 2016



GOB Referendum Approved by Voters on 11/4/2014 - 25 Months Since Approval

School/ Project	Original Budget	Current Budget	Prior Year Expenditures	Commitments	Current Year Expenditures	Balance
Oriole Elementary School						
Wireless Network Upgrade and CAT 6 Data Port Upgrade Project Number: 183185003	39,000	39,000	32,340	-	-	6,660
Palm Cove Elementary School						
Additional Computers to Close Gap Project Number: 331185002	144,000	144,000	-	3,530	140,334	136
Palmview Elementary School						
Technology Infrastructure Upgrade Project Number: 113185001	9,000	9,000	-	-	4,236	4,764
Additional Computers to Close Gap Project Number: 113185002	202,000	202,000	202,000	-	-	-
Wireless Network Upgrade and CAT 6 Data Port Upgrade Project Number: 113185003	66,000	66,000	-	-	46,987	19,013
Panther Run Elementary School						
Technology Infrastructure Upgrade Project Number: 357185001	113,000	113,000	97,289	-	-	15,711
Additional Computers to Close Gap Project Number: 357185002	148,000	148,000	147,665	-	-	335
Wireless Network Upgrade and CAT 6 Data Port Upgrade Project Number: 357185003	44,000	44,000	38,538	-	-	5,462
Paragon Academy of Technology						
Charter School Technology Project Number: 538185004	37,464	37,464	37,451	-	-	13

* Project expenditures include, but are not limited to, advertising costs during the planning and procurement phase, design costs, construction costs, permitting costs, equipment, and work orders

This is a budget and expenditure activity report, and is not a construction status report. The accompanying introduction and notes are an integral part of this report.



SMART Program Budget Activity Report

Financially Active Projects Detail Schedule

for Quarter Ended December 31, 2016



GOB Referendum Approved by Voters on 11/4/2014 - 25 Months Since Approval

School/ Project	Original Budget	Current Budget	Prior Year Expenditures	Commitments	Current Year Expenditures	Balance
Park Lakes Elementary School						
Technology Infrastructure Upgrade Project Number: 376185001	34,000	34,000	-	22,717	-	11,283
Additional Computers to Close Gap Project Number: 376185002	236,000	236,000	-	-	235,867	133
Wireless Network Upgrade and CAT 6 Data Port Upgrade Project Number: 376185003	122,000	122,000	-	79,180	-	42,820
Park Lakes ES - School Choice Year 1 Project Number: P.001773	100,000	100,000	-	68,653	-	31,347
Park Ridge Elementary School						
Technology Infrastructure Upgrade Project Number: 195185001	97,000	97,000	28,739	-	-	68,261
Additional Computers to Close Gap Project Number: 195185002	147,000	147,000	146,897	-	-	103
Wireless Network Upgrade and CAT 6 Data Port Upgrade Project Number: 195185003	67,000	67,000	44,624	-	-	22,376
Music Instruments Project Number: 195185009	50,000	50,000	-	22,238	11,634	16,128
Park Springs Elementary School						
Technology Infrastructure Upgrade Project Number: 317185001	56,000	56,000	22,286	-	-	33,714
Additional Computers to Close Gap Project Number: 317185002	258,000	258,000	257,873	-	-	127

* Project expenditures include, but are not limited to, advertising costs during the planning and procurement phase, design costs, construction costs, permitting costs, equipment, and work orders

This is a budget and expenditure activity report, and is not a construction status report. The accompanying introduction and notes are an integral part of this report.



SMART Program Budget Activity Report

Financially Active Projects Detail Schedule

for Quarter Ended December 31, 2016



GOB Referendum Approved by Voters on 11/4/2014 - 25 Months Since Approval

School/ Project	Original Budget	Current Budget	Prior Year Expenditures	Commitments	Current Year Expenditures	Balance
Park Springs Elementary School						
Wireless Network Upgrade and CAT 6 Data Port Upgrade Project Number: 317185003	116,000	116,000	74,085	-	-	41,915
Park Trails Elementary School						
Additional Computers to Close Gap Project Number: 378185002	349,000	349,000	33,780	-	315,093	127
Wireless Network Upgrade and CAT 6 Data Port Upgrade Project Number: 378185003	142,000	142,000	-	-	82,249	59,751
Parkside Elementary School						
Technology Infrastructure Upgrade Project Number: 363185001	104,000	104,000	78,310	-	-	25,690
Additional Computers to Close Gap Project Number: 363185002	128,000	128,000	100,395	-	27,569	36
Wireless Network Upgrade and CAT 6 Data Port Upgrade Project Number: 363185003	40,000	40,000	30,428	-	1,436	8,136
Parkway Middle School						
Technology Infrastructure Upgrade Project Number: 070185001	9,000	9,000	-	-	8,958	42
Wireless Network Upgrade and CAT 6 Data Port Upgrade Project Number: 070185003	179,000	179,000	-	48,194	88,926	41,880
Building Envelope Improvements (Roof, Window, Ext Wall, etc.) Project Number: P.001617	2,503,000	2,503,000	783,813	-	-	1,719,187

* Project expenditures include, but are not limited to, advertising costs during the planning and procurement phase, design costs, construction costs, permitting costs, equipment, and work orders

This is a budget and expenditure activity report, and is not a construction status report. The accompanying introduction and notes are an integral part of this report.



SMART Program Budget Activity Report

Financially Active Projects Detail Schedule

for Quarter Ended December 31, 2016



GOB Referendum Approved by Voters on 11/4/2014 - 25 Months Since Approval

School/ Project	Original Budget	Current Budget	Prior Year Expenditures	Commitments	Current Year Expenditures	Balance
Pasadena Lakes Elementary School						
Additional Computers to Close Gap Project Number: 207185002	59,000	59,000	-	58,975	-	25
Building Envelope, Fire Sprinklers, HVAC, and Media Center Improvements Project Number: P.001634	4,023,000	4,023,000	67,833	22,705	115	3,932,347
Pasadena Lakes ES - School Choice Year 1 Project Number: P.001783	100,000	100,000	-	46,414	5,808	47,778
Pathways Academy Charter School						
Charter School Technology Project Number: 537285004	81,221	81,221	81,217	-	-	4
Pembroke Lakes Elementary School						
Technology Infrastructure Upgrade Project Number: 266185001	51,000	51,000	32,680	-	-	18,320
Additional Computers to Close Gap Project Number: 266185002	90,000	90,000	89,921	-	-	79
Wireless Network Upgrade and CAT 6 Data Port Upgrade Project Number: 266185003	84,000	84,000	53,812	-	-	30,188
Pembroke Pines Elementary School						
Additional Computers to Close Gap Project Number: 122185002	109,000	109,000	108,782	-	-	218
Wireless Network Upgrade and CAT 6 Data Port Upgrade Project Number: 122185003	75,000	75,000	53,727	-	-	21,273

* Project expenditures include, but are not limited to, advertising costs during the planning and procurement phase, design costs, construction costs, permitting costs, equipment, and work orders

This is a budget and expenditure activity report, and is not a construction status report. The accompanying introduction and notes are an integral part of this report.



SMART Program Budget Activity Report

Financially Active Projects Detail Schedule

for Quarter Ended December 31, 2016



GOB Referendum Approved by Voters on 11/4/2014 - 25 Months Since Approval

School/ Project	Original Budget	Current Budget	Prior Year Expenditures	Commitments	Current Year Expenditures	Balance
Perry, Annabel C. Elementary School						
Technology Infrastructure Upgrade Project Number: 163185001	44,000	44,000	20,127	-	-	23,873
Additional Computers to Close Gap Project Number: 163185002	162,000	162,000	161,809	-	-	191
Wireless Network Upgrade and CAT 6 Data Port Upgrade Project Number: 163185003	107,000	107,000	64,298	-	-	42,702
Fire Sprinklers, Fire Alarm, Media Center, HVAC, Electrical and Building Envelope Improvements Project Number: P.001728	2,742,000	2,742,000	17,235	184,499	148	2,540,118
School Choice Project Number: P.001766	100,000	100,000	-	71,193	25,138	3,669
Perry, Henry D. Middle School						
Additional Computers to Close Gap Project Number: 101185002	64,000	64,000	-	63,974	-	26
Wireless Network Upgrade and CAT 6 Data Port Upgrade Project Number: 101185003	139,000	139,000	78,994	-	-	60,006
Peters Elementary School						
Additional Computers to Close Gap Project Number: 093185002	154,000	154,000	153,964	-	-	36
Wireless Network Upgrade and CAT 6 Data Port Upgrade Project Number: 093185003	102,000	102,000	55,697	-	-	46,303

* Project expenditures include, but are not limited to, advertising costs during the planning and procurement phase, design costs, construction costs, permitting costs, equipment, and work orders

This is a budget and expenditure activity report, and is not a construction status report. The accompanying introduction and notes are an integral part of this report.



SMART Program Budget Activity Report

Financially Active Projects Detail Schedule

for Quarter Ended December 31, 2016



GOB Referendum Approved by Voters on 11/4/2014 - 25 Months Since Approval

School/ Project	Original Budget	Current Budget	Prior Year Expenditures	Commitments	Current Year Expenditures	Balance
Pines Lakes Elementary School						
Additional Computers to Close Gap Project Number: 286185002	160,000	160,000	159,922	-	-	78
Wireless Network Upgrade and CAT 6 Data Port Upgrade Project Number: 286185003	81,000	81,000	62,460	-	-	18,540
Pines Middle School						
Additional Computers to Close Gap Project Number: 188185002	244,000	244,000	-	244,000	-	-
Music Instruments Project Number: 188185009	100,000	100,000	-	99,998	-	2
Pinewood Elementary School						
Additional Computers to Close Gap Project Number: 281185002	88,000	88,000	-	-	87,948	52
Pinewood ES - School Choice Year 1 Project Number: P.001813	100,000	100,000	-	3,800	52,835	43,365
Pioneer Middle School						
Technology Infrastructure Upgrade Project Number: 257185001	275,000	275,000	111,707	-	-	163,293
Additional Computers to Close Gap Project Number: 257185002	263,000	263,000	262,919	-	-	81
Wireless Network Upgrade and CAT 6 Data Port Upgrade Project Number: 257185003	19,000	19,000	15,344	-	-	3,656

* Project expenditures include, but are not limited to, advertising costs during the planning and procurement phase, design costs, construction costs, permitting costs, equipment, and work orders

This is a budget and expenditure activity report, and is not a construction status report. The accompanying introduction and notes are an integral part of this report.



SMART Program Budget Activity Report

Financially Active Projects Detail Schedule

for Quarter Ended December 31, 2016



GOB Referendum Approved by Voters on 11/4/2014 - 25 Months Since Approval

School/ Project	Original Budget	Current Budget	Prior Year Expenditures	Commitments	Current Year Expenditures	Balance
Pioneer Middle School						
Music Instruments Project Number: 257185009	100,000	100,000	70,154	260	29,485	101
Track Resurfacing Project Number: 257185011	70,000	70,000	-	-	45,111	24,889
Piper Senior High School						
Technology Infrastructure Upgrade Project Number: 190185001	488,000	488,000	287,311	-	-	200,689
Additional Computers to Close Gap Project Number: 190185002	460,000	460,000	459,936	-	-	64
Wireless Network Upgrade and CAT 6 Data Port Upgrade Project Number: 190185003	135,000	135,000	131,909	-	-	3,091
Music Instruments Project Number: 190185009	300,000	300,000	-	295,759	-	4,241
Single Point of Entry, Safety/Security Upgrade, Fire Sprinklers, Weight Room Renovation, STEM Lab, Media Center, HVAC, Electrical and Building Envelope Improvements Project Number: P.001744	15,042,000	15,042,000	174,798	861,366	42,634	13,963,202
Piper HS - School Choice Year 1 Project Number: P.001772	100,000	100,000	-	83,297	7,552	9,151
Pivot Charter School						
Charter School Technology Project Number: 532285004	58,443	58,443	58,436	-	-	7

* Project expenditures include, but are not limited to, advertising costs during the planning and procurement phase, design costs, construction costs, permitting costs, equipment, and work orders

This is a budget and expenditure activity report, and is not a construction status report. The accompanying introduction and notes are an integral part of this report.



SMART Program Budget Activity Report

Financially Active Projects Detail Schedule

for Quarter Ended December 31, 2016



GOB Referendum Approved by Voters on 11/4/2014 - 25 Months Since Approval

School/ Project	Original Budget	Current Budget	Prior Year Expenditures	Commitments	Current Year Expenditures	Balance
Plantation Elementary School						
Additional Computers to Close Gap Project Number: 094185002	92,000	92,000	-	91,877	-	123
Plantation Middle School						
Additional Computers to Close Gap Project Number: 055185002	139,000	139,000	-	138,951	-	49
Music Instruments Project Number: 055185009	100,000	100,000	-	99,984	-	16
Fire Sprinklers, HVAC, Electrical, Media Center and Building Envelope Improvements Project Number: P.001729	3,448,000	3,448,000	40,088	-	253	3,407,659
Plantation Park Elementary School						
Additional Computers to Close Gap Project Number: 125185002	90,000	90,000	-	89,950	-	50
Plantation Senior High School						
Additional Computers to Close Gap Project Number: 145185002	503,000	503,000	502,967	-	-	33
Wireless Network Upgrade and CAT 6 Data Port Upgrade Project Number: 145185003	237,000	237,000	53,053	-	99,657	84,290
Music Instruments Project Number: 145185009	300,000	300,000	-	300,000	-	-
Pompano Beach Elementary School						
Additional Computers to Close Gap Project Number: 075185002	133,000	133,000	130,864	-	2,062	74

* Project expenditures include, but are not limited to, advertising costs during the planning and procurement phase, design costs, construction costs, permitting costs, equipment, and work orders

This is a budget and expenditure activity report, and is not a construction status report. The accompanying introduction and notes are an integral part of this report.



SMART Program Budget Activity Report

Financially Active Projects Detail Schedule

for Quarter Ended December 31, 2016



GOB Referendum Approved by Voters on 11/4/2014 - 25 Months Since Approval

School/ Project	Original Budget	Current Budget	Prior Year Expenditures	Commitments	Current Year Expenditures	Balance
Pompano Beach Elementary School						
Wireless Network Upgrade and CAT 6 Data Port Upgrade Project Number: 075185003	72,000	72,000	-	-	48,540	23,460
Fire Sprinklers, Fire Alarm, Replacement of Building #3, HVAC, Electrical, Building Envelope Improvements Project Number: P.001713	5,224,000	5,224,000	60,737	368,000	143	4,795,120
Pompano Beach ES - School Choice Year 2 Project Number: P.001804	100,000	100,000	-	70,366	7,948	21,686
Pompano Beach Middle School						
Additional Computers to Close Gap Project Number: 002185002	170,000	170,000	-	169,889	-	111
Wireless Network Upgrade and CAT 6 Data Port Upgrade Project Number: 002185003	123,000	123,000	-	29,740	72,632	20,628
Fire Sprinklers, Fire Alarm, Install New SBS Modified Roof to replace existing on buildings 1, 2, 3, 5 and 8. Replacement of Building 5, Media Center, HVAC and Building Envelope Improvements. Project Number: P.001721	8,084,000	8,084,000	67,278	509,999	149	7,506,574
School Choice Project Number: P.001747	100,000	100,000	-	-	99,975	25
Pompano Beach Senior High School						
Technology Infrastructure Upgrade Project Number: 018585001	255,000	255,000	129,514	-	10,843	114,643

* Project expenditures include, but are not limited to, advertising costs during the planning and procurement phase, design costs, construction costs, permitting costs, equipment, and work orders

This is a budget and expenditure activity report, and is not a construction status report. The accompanying introduction and notes are an integral part of this report.



SMART Program Budget Activity Report

Financially Active Projects Detail Schedule

for Quarter Ended December 31, 2016



GOB Referendum Approved by Voters on 11/4/2014 - 25 Months Since Approval

School/ Project	Original Budget	Current Budget	Prior Year Expenditures	Commitments	Current Year Expenditures	Balance
Pompano Beach Senior High School						
Additional Computers to Close Gap Project Number: 018585002	209,000	209,000	208,999	-	-	1
Wireless Network Upgrade and CAT 6 Data Port Upgrade Project Number: 018585003	22,000	22,000	15,513	-	5,466	1,021
Music Instruments Project Number: 018585009	300,000	300,000	262,610	-	37,382	8
Track Resurfacing Project Number: 018585011	300,000	300,000	-	176,726	93,752	29,522
Quiet Waters Elementary School						
Technology Infrastructure Upgrade Project Number: 312185001	153,000	153,000	71,399	-	-	81,601
Additional Computers to Close Gap Project Number: 312185002	257,000	257,000	256,981	-	-	19
Fire Sprinklers, Music Room Renovation and Instruments, Conversion of Existing Space to Music and /or Art Lab(s), Art Room Renovation and Equipment, HVAC and Building Envelope Improv, Single Point of Entry Project Number: P.001754	4,621,000	4,621,000	53,686	276,522	27,593	4,263,199
Ramblewood Elementary School						
Technology Infrastructure Upgrade Project Number: 272185001	17,000	17,000	6,871	-	-	10,129

* Project expenditures include, but are not limited to, advertising costs during the planning and procurement phase, design costs, construction costs, permitting costs, equipment, and work orders

This is a budget and expenditure activity report, and is not a construction status report. The accompanying introduction and notes are an integral part of this report.



SMART Program Budget Activity Report

Financially Active Projects Detail Schedule

for Quarter Ended December 31, 2016



GOB Referendum Approved by Voters on 11/4/2014 - 25 Months Since Approval

School/ Project	Original Budget	Current Budget	Prior Year Expenditures	Commitments	Current Year Expenditures	Balance
Ramblewood Elementary School						
Additional Computers to Close Gap Project Number: 272185002	179,000	179,000	178,862	-	-	138
Wireless Network Upgrade and CAT 6 Data Port Upgrade Project Number: 272185003	106,000	106,000	60,764	-	-	45,236
Fire Sprinklers, PE/Athletic, Media Center, HVAC and Building Envelope Improvements Project Number: P.001725	2,860,000	2,860,000	33,257	215,001	141	2,611,601
Ramblewood Middle School						
Technology Infrastructure Upgrade Project Number: 271185001	170,000	170,000	-	153,282	-	16,718
Additional Computers to Close Gap Project Number: 271185002	183,000	183,000	-	182,825	-	175
Wireless Network Upgrade and CAT 6 Data Port Upgrade Project Number: 271185003	68,000	68,000	-	67,435	-	565
Music Instruments Project Number: 271185009	100,000	100,000	-	99,993	-	7
Renaissance Charter Middle School at Pines						
Charter School Technology Project Number: 501485004	69,233	69,233	68,981	-	252	-
Renaissance Charter School of Plantation						
Charter School Technology Project Number: 502385004	301,209	301,209	301,202	-	-	7

* Project expenditures include, but are not limited to, advertising costs during the planning and procurement phase, design costs, construction costs, permitting costs, equipment, and work orders

This is a budget and expenditure activity report, and is not a construction status report. The accompanying introduction and notes are an integral part of this report.



SMART Program Budget Activity Report

Financially Active Projects Detail Schedule

for Quarter Ended December 31, 2016



GOB Referendum Approved by Voters on 11/4/2014 - 25 Months Since Approval

School/ Project	Original Budget	Current Budget	Prior Year Expenditures	Commitments	Current Year Expenditures	Balance
Renaissance Charter School at Cooper City						
Charter School Technology Project Number: 504985004	361,151	361,151	361,144	-	-	7
Renaissance Charter School at University						
Charter School Technology Project Number: 504885004	430,084	430,084	430,084	-	-	-
Renaissance Charter School of Coral Springs						
Charter School Technology Project Number: 502085004	445,968	445,968	445,891	-	-	77
Renaissance Charter Schools at Pines						
Charter School Technology Project Number: 571085004	246,062	246,062	243,612	247	2,198	5
Rickards, James S. Middle School						
Additional Computers to Close Gap Project Number: 212185002	200,000	200,000	-	199,887	-	113
Single Point of Entry, Safety/Security Upgrade, Fire Sprinklers, Fire Alarm, Building Envelope, Media Center, HVAC and Electrical Improvements. Project Number: P.001743	5,242,000	5,242,000	60,984	298,567	29,835	4,852,614
RISE Academy School of Science and Technology						
Charter School Technology Project Number: 542085004	82,420	82,420	82,405	-	-	15
Riverglades Elementary School						
Technology Infrastructure Upgrade Project Number: 289185001	143,000	143,000	63,958	-	-	79,042

* Project expenditures include, but are not limited to, advertising costs during the planning and procurement phase, design costs, construction costs, permitting costs, equipment, and work orders

This is a budget and expenditure activity report, and is not a construction status report. The accompanying introduction and notes are an integral part of this report.



SMART Program Budget Activity Report

Financially Active Projects Detail Schedule

for Quarter Ended December 31, 2016



GOB Referendum Approved by Voters on 11/4/2014 - 25 Months Since Approval

School/ Project	Original Budget	Current Budget	Prior Year Expenditures	Commitments	Current Year Expenditures	Balance
Riverglades Elementary School						
Additional Computers to Close Gap Project Number: 289185002	165,000	165,000	164,983	-	-	17
Riverland Elementary School						
Additional Computers to Close Gap Project Number: 015185002	122,000	122,000	-	145	121,711	144
Wireless Network Upgrade and CAT 6 Data Port Upgrade Project Number: 015185003	44,000	44,000	-	3,488	-	40,512
Riverside Elementary School						
Technology Infrastructure Upgrade Project Number: 303185001	144,000	144,000	14,224	-	-	129,776
Additional Computers to Close Gap Project Number: 303185002	124,000	124,000	123,902	-	-	98
Wireless Network Upgrade and CAT 6 Data Port Upgrade Project Number: 303185003	63,000	63,000	4,834	-	-	58,166
Rock Island Elementary School						
Additional Computers to Close Gap Project Number: 370185002	88,000	88,000	-	-	87,992	8
Wireless Network Upgrade and CAT 6 Data Port Upgrade Project Number: 370185003	27,000	27,000	-	-	26,257	743
School Choice Project Number: P.001755	100,000	100,000	36,418	9,937	49,406	4,239

* Project expenditures include, but are not limited to, advertising costs during the planning and procurement phase, design costs, construction costs, permitting costs, equipment, and work orders

This is a budget and expenditure activity report, and is not a construction status report. The accompanying introduction and notes are an integral part of this report.



SMART Program Budget Activity Report

Financially Active Projects Detail Schedule

for Quarter Ended December 31, 2016



GOB Referendum Approved by Voters on 11/4/2014 - 25 Months Since Approval

School/ Project	Original Budget	Current Budget	Prior Year Expenditures	Commitments	Current Year Expenditures	Balance
Royal Palm Elementary School						
Technology Infrastructure Upgrade Project Number: 185185001	9,000	9,000	6,871	-	-	2,129
Additional Computers to Close Gap Project Number: 185185002	119,000	119,000	118,980	-	-	20
Wireless Network Upgrade and CAT 6 Data Port Upgrade Project Number: 185185003	104,000	104,000	62,322	-	-	41,678
Sanders Park Elementary School						
Additional Computers to Close Gap Project Number: 089185002	116,000	116,000	-	-	115,835	165
Wireless Network Upgrade and CAT 6 Data Port Upgrade Project Number: 089185003	40,000	40,000	-	-	35,721	4,279
Sandpiper Elementary School						
Technology Infrastructure Upgrade Project Number: 306185001	39,000	39,000	21,587	-	-	17,413
Additional Computers to Close Gap Project Number: 306185002	169,000	169,000	168,691	-	-	309
Wireless Network Upgrade and CAT 6 Data Port Upgrade Project Number: 306185003	58,000	58,000	46,172	-	-	11,828
School Choice Project Number: P.001707	100,000	100,000	-	20,200	1,680	78,120

* Project expenditures include, but are not limited to, advertising costs during the planning and procurement phase, design costs, construction costs, permitting costs, equipment, and work orders

This is a budget and expenditure activity report, and is not a construction status report. The accompanying introduction and notes are an integral part of this report.



SMART Program Budget Activity Report

Financially Active Projects Detail Schedule

for Quarter Ended December 31, 2016



GOB Referendum Approved by Voters on 11/4/2014 - 25 Months Since Approval

School/ Project	Original Budget	Current Budget	Prior Year Expenditures	Commitments	Current Year Expenditures	Balance
Sawgrass Elementary School						
Technology Infrastructure Upgrade Project Number: 340185001	91,000	91,000	-	-	49,079	41,921
Additional Computers to Close Gap Project Number: 340185002	194,000	194,000	193,950	-	-	50
Wireless Network Upgrade and CAT 6 Data Port Upgrade Project Number: 340185003	116,000	116,000	-	-	81,827	34,173
Sawgrass Springs Middle School						
Technology Infrastructure Upgrade Project Number: 343185001	200,000	200,000	92,568	-	-	107,432
Additional Computers to Close Gap Project Number: 343185002	188,000	188,000	-	-	187,997	3
Wireless Network Upgrade and CAT 6 Data Port Upgrade Project Number: 343185003	73,000	73,000	-	-	71,249	1,751
Music Instruments Project Number: 343185009	100,000	100,000	-	-	99,995	5
ADA Restroom, Fire Alarm, Single Point of Entry, Fire Sprinklers, Building Envelope and HVAC Improvements Project Number: P.001841	6,543,975	6,543,975	-	-	111	6,543,864
Sea Castle Elementary School						
Additional Computers to Close Gap Project Number: 287185002	162,000	162,000	-	161,980	-	20

* Project expenditures include, but are not limited to, advertising costs during the planning and procurement phase, design costs, construction costs, permitting costs, equipment, and work orders

This is a budget and expenditure activity report, and is not a construction status report. The accompanying introduction and notes are an integral part of this report.



SMART Program Budget Activity Report

Financially Active Projects Detail Schedule

for Quarter Ended December 31, 2016



GOB Referendum Approved by Voters on 11/4/2014 - 25 Months Since Approval

School/ Project	Original Budget	Current Budget	Prior Year Expenditures	Commitments	Current Year Expenditures	Balance
Sea Castle Elementary School						
HVAC Replacement Project Number: P.001632	2,810,975	2,810,975	32,027	202,535	122	2,576,291
Sea Castle ES - School Choice - Year 1 Project Number: P.001799	100,000	100,000	-	84,701	-	15,299
Seagull Alternative High School						
Technology Infrastructure Upgrade Project Number: 060185001	26,000	26,000	-	4,407	-	21,593
Wireless Network Upgrade and CAT 6 Data Port Upgrade Project Number: 060185003	100,000	100,000	-	41,840	-	58,160
School Choice Project Number: P.001704	100,000	100,000	-	52,552	39,882	7,566
Seminole Middle School						
Additional Computers to Close Gap Project Number: 189185002	204,000	204,000	-	203,869	-	131
Music Instruments Project Number: 189185009	100,000	100,000	81,990	-	18,000	10
Track Resurfacing Project Number: 189185011	70,000	70,000	-	-	45,100	24,900
Sheridan Hills Elementary School						
Additional Computers to Close Gap Project Number: 181185002	115,000	115,000	-	113,349	1,595	56

* Project expenditures include, but are not limited to, advertising costs during the planning and procurement phase, design costs, construction costs, permitting costs, equipment, and work orders

This is a budget and expenditure activity report, and is not a construction status report. The accompanying introduction and notes are an integral part of this report.



SMART Program Budget Activity Report

Financially Active Projects Detail Schedule

for Quarter Ended December 31, 2016



GOB Referendum Approved by Voters on 11/4/2014 - 25 Months Since Approval

School/ Project	Original Budget	Current Budget	Prior Year Expenditures	Commitments	Current Year Expenditures	Balance
Sheridan Hills Elementary School						
Building Envelope, HVAC, Electrical, Media Center, Fire Sprinklers & Fire Alarm, Safe & Security, and Single Point of Entry Improvements Project Number: P.001636	3,291,764	3,291,764	55,963	215,018	19,906	3,000,877
Sheridan Park Elementary School						
Technology Infrastructure Upgrade Project Number: 132185001	17,000	17,000	11,501	-	-	5,499
Additional Computers to Close Gap Project Number: 132185002	184,000	184,000	183,857	-	-	143
Wireless Network Upgrade and CAT 6 Data Port Upgrade Project Number: 132185003	99,000	99,000	54,785	-	-	44,215
Sheridan Technical Center						
Technology Infrastructure Upgrade Project Number: 105185001	364,000	364,000	306,939	-	-	57,061
Wireless Network Upgrade and CAT 6 Data Port Upgrade Project Number: 105185003	92,000	92,000	87,503	-	-	4,497
Sheridan Technical High School						
Wireless Network Upgrade and CAT 6 Data Port Upgrade Project Number: 042285003	40,000	40,000	34,038	-	-	5,962
Silver Lakes Elementary School						
Technology Infrastructure Upgrade Project Number: 337185001	134,000	134,000	-	-	84,626	49,374

* Project expenditures include, but are not limited to, advertising costs during the planning and procurement phase, design costs, construction costs, permitting costs, equipment, and work orders

This is a budget and expenditure activity report, and is not a construction status report. The accompanying introduction and notes are an integral part of this report.



SMART Program Budget Activity Report

Financially Active Projects Detail Schedule

for Quarter Ended December 31, 2016



GOB Referendum Approved by Voters on 11/4/2014 - 25 Months Since Approval

School/ Project	Original Budget	Current Budget	Prior Year Expenditures	Commitments	Current Year Expenditures	Balance
Silver Lakes Elementary School						
Additional Computers to Close Gap Project Number: 337185002	158,000	158,000	157,944	-	-	56
Wireless Network Upgrade and CAT 6 Data Port Upgrade Project Number: 337185003	95,000	95,000	-	-	58,044	36,956
Silver Lakes Middle School						
Technology Infrastructure Upgrade Project Number: 297185001	17,000	17,000	-	3,224	-	13,776
Additional Computers to Close Gap Project Number: 297185002	65,000	65,000	-	-	64,969	31
Wireless Network Upgrade and CAT 6 Data Port Upgrade Project Number: 297185003	67,000	67,000	-	42,868	-	24,132
Silver Palms Elementary School						
Technology Infrastructure Upgrade Project Number: 349185001	123,000	123,000	65,648	-	-	57,352
Additional Computers to Close Gap Project Number: 349185002	206,000	206,000	205,848	-	-	152
Silver Ridge Elementary School						
Technology Infrastructure Upgrade Project Number: 308185001	95,000	95,000	44,397	-	-	50,603
Additional Computers to Close Gap Project Number: 308185002	260,000	260,000	259,931	-	-	69

* Project expenditures include, but are not limited to, advertising costs during the planning and procurement phase, design costs, construction costs, permitting costs, equipment, and work orders

This is a budget and expenditure activity report, and is not a construction status report. The accompanying introduction and notes are an integral part of this report.



SMART Program Budget Activity Report

Financially Active Projects Detail Schedule

for Quarter Ended December 31, 2016



GOB Referendum Approved by Voters on 11/4/2014 - 25 Months Since Approval

School/ Project	Original Budget	Current Budget	Prior Year Expenditures	Commitments	Current Year Expenditures	Balance
Silver Ridge Elementary School						
Wireless Network Upgrade and CAT 6 Data Port Upgrade Project Number: 308185003	109,000	109,000	61,787	-	-	47,213
Silver Shores Elementary School						
Additional Computers to Close Gap Project Number: 358185002	83,000	83,000	-	1,305	81,483	212
School Choice Project Number: P.001706	100,000	100,000	-	24,890	12,992	62,118
Silver Trail Middle School						
Technology Infrastructure Upgrade Project Number: 333185001	251,000	251,000	198,353	-	-	52,647
Additional Computers to Close Gap Project Number: 333185002	316,000	316,000	315,943	-	-	57
Wireless Network Upgrade and CAT 6 Data Port Upgrade Project Number: 333185003	78,000	78,000	47,109	-	-	30,891
Music Instruments Project Number: 333185009	100,000	100,000	-	99,999	-	1
Single Point of Entry, HVAC Improvements, and Re-Roofing of existing Building 1 and 2. Project Number: P.001406	5,260,000	5,260,000	-	313,615	412,284	4,534,101
Silver Trail MS - School Choice - Year 1 Project Number: P.001795	100,000	100,000	-	37,616	4,001	58,383

* Project expenditures include, but are not limited to, advertising costs during the planning and procurement phase, design costs, construction costs, permitting costs, equipment, and work orders

This is a budget and expenditure activity report, and is not a construction status report. The accompanying introduction and notes are an integral part of this report.



SMART Program Budget Activity Report

Financially Active Projects Detail Schedule

for Quarter Ended December 31, 2016



GOB Referendum Approved by Voters on 11/4/2014 - 25 Months Since Approval

School/ Project	Original Budget	Current Budget	Prior Year Expenditures	Commitments	Current Year Expenditures	Balance
Somerset Academy Charter Conservatory High						
Charter School Technology Project Number: 539685004	35,665	35,665	35,656	-	-	9
Somerset Academy Charter High School Miramar Campus						
Charter School Technology Project Number: 500785004	84,219	84,219	82,353	-	1,861	5
Somerset Academy Charter School Miramar						
Charter School Technology Project Number: 540585004	193,613	193,613	193,605	-	-	8
Somerset Academy Davie Charter School						
Charter School Technology Project Number: 521185004	45,256	45,256	45,251	-	-	5
Somerset Academy East Preparatory						
Charter School Technology Project Number: 539185004	87,515	87,515	87,511	-	-	4
Somerset Academy Elementary						
Charter School Technology Project Number: 514185004	280,529	280,529	279,732	-	775	22
Somerset Academy High						
Charter School Technology Project Number: 522185004	329,381	329,381	329,375	-	-	6
Somerset Academy Hollywood						
Charter School Technology Project Number: 538785004	17,083	17,083	17,080	-	-	3

* Project expenditures include, but are not limited to, advertising costs during the planning and procurement phase, design costs, construction costs, permitting costs, equipment, and work orders

This is a budget and expenditure activity report, and is not a construction status report. The accompanying introduction and notes are an integral part of this report.



SMART Program Budget Activity Report

Financially Active Projects Detail Schedule

for Quarter Ended December 31, 2016



GOB Referendum Approved by Voters on 11/4/2014 - 25 Months Since Approval

School/ Project	Original Budget	Current Budget	Prior Year Expenditures	Commitments	Current Year Expenditures	Balance
Somerset Academy Hollywood Middle School						
Charter School Technology Project Number: 541985004	3,297	3,297	3,293	-	-	4
Somerset Academy Middle						
Charter School Technology Project Number: 515185004	249,059	249,059	249,055	-	-	4
Somerset Academy Miramar Middle						
Charter School Technology Project Number: 540685004	131,573	131,573	130,371	-	1,168	34
Somerset Academy Neighborhood						
Charter School Technology Project Number: 502185004	158,247	158,247	153,839	-	4,398	10
Somerset Academy Pompano						
Charter School Technology Project Number: 538885004	49,452	49,452	49,228	223	-	1
Somerset Academy Pompano Middle						
Charter School Technology Project Number: 541385004	6,893	6,893	6,885	-	-	8
Somerset Academy Village Charter Middle School						
Charter School Technology Project Number: 500285004	33,268	33,268	33,265	-	-	3
Somerset Charter Academy @ North Lauderdale						
Charter School Technology Project Number: 500385004	212,794	212,794	212,787	-	-	7
Somerset Miramar South						
Charter School Technology Project Number: 505485004	31,470	31,470	31,469	-	-	1

* Project expenditures include, but are not limited to, advertising costs during the planning and procurement phase, design costs, construction costs, permitting costs, equipment, and work orders

This is a budget and expenditure activity report, and is not a construction status report. The accompanying introduction and notes are an integral part of this report.



SMART Program Budget Activity Report

Financially Active Projects Detail Schedule

for Quarter Ended December 31, 2016



GOB Referendum Approved by Voters on 11/4/2014 - 25 Months Since Approval

School/ Project	Original Budget	Current Budget	Prior Year Expenditures	Commitments	Current Year Expenditures	Balance
Somerset Pines Academy						
Charter School Technology Project Number: 503085004	146,558	146,558	145,256	-	1,292	10
Somerset Prep Charter High Broward Campus						
Charter School Technology Project Number: 500685004	66,835	66,835	65,785	-	1,046	4
Somerset Preparatory Charter Middle School						
Charter School Technology Project Number: 544185004	101,002	101,002	98,402	-	2,591	9
Somerset Village Academy						
Charter School Technology Project Number: 500485004	74,328	74,328	74,319	-	-	9
South Broward Senior High School						
Additional Computers to Close Gap Project Number: 017185002	421,000	421,000	-	420,995	-	5
South Plantation Senior High School						
Technology Infrastructure Upgrade Project Number: 235185001	371,000	371,000	238,150	-	-	132,850
Additional Computers to Close Gap Project Number: 235185002	549,000	549,000	548,915	-	-	85
Wireless Network Upgrade and CAT 6 Data Port Upgrade Project Number: 235185003	122,000	122,000	117,876	-	-	4,124
Music Instruments Project Number: 235185009	300,000	300,000	-	299,991	-	9

* Project expenditures include, but are not limited to, advertising costs during the planning and procurement phase, design costs, construction costs, permitting costs, equipment, and work orders

This is a budget and expenditure activity report, and is not a construction status report. The accompanying introduction and notes are an integral part of this report.



SMART Program Budget Activity Report

Financially Active Projects Detail Schedule

for Quarter Ended December 31, 2016



GOB Referendum Approved by Voters on 11/4/2014 - 25 Months Since Approval

School/ Project	Original Budget	Current Budget	Prior Year Expenditures	Commitments	Current Year Expenditures	Balance
Stephen Foster Elementary School						
Additional Computers to Close Gap Project Number: 092185002	49,000	49,000	-	-	48,913	87
Stirling Elementary School						
Additional Computers to Close Gap Project Number: 069185002	198,000	198,000	197,883	-	-	117
Wireless Network Upgrade and CAT 6 Data Port Upgrade Project Number: 069185003	84,000	84,000	57,716	-	-	26,284
Stoneman Douglas Senior High School						
Technology Infrastructure Upgrade Project Number: 301185001	441,000	441,000	205,259	-	51,500	184,241
Additional Computers to Close Gap Project Number: 301185002	830,000	830,000	829,903	-	-	97
Wireless Network Upgrade and CAT 6 Data Port Upgrade Project Number: 301185003	38,000	38,000	25,565	-	1,190	11,245
Install Fire Alarm Project Number: P.000817	907,805	907,805	10,547	-	-	897,258
Stranahan Senior High School						
Technology Infrastructure Upgrade Project Number: 021185001	8,000	8,000	-	-	4,812	3,188
Additional Computers to Close Gap Project Number: 021185002	305,000	305,000	-	-	304,903	97

* Project expenditures include, but are not limited to, advertising costs during the planning and procurement phase, design costs, construction costs, permitting costs, equipment, and work orders

This is a budget and expenditure activity report, and is not a construction status report. The accompanying introduction and notes are an integral part of this report.



SMART Program Budget Activity Report

Financially Active Projects Detail Schedule

for Quarter Ended December 31, 2016



GOB Referendum Approved by Voters on 11/4/2014 - 25 Months Since Approval

School/ Project	Original Budget	Current Budget	Prior Year Expenditures	Commitments	Current Year Expenditures	Balance
Stranahan Senior High School						
Wireless Network Upgrade and CAT 6 Data Port Upgrade Project Number: 021185003	230,000	230,000	-	-	154,519	75,481
Track Resurfacing Project Number: 021185011	300,000	300,000	48,473	27,888	223,639	-
Single Point of Entry, Fire Sprinklers, Fire Alarm, Weight Room, Roof and Loggias replacement, STEM Lab, Media Center, HVAC, Electrical improvements Project Number: P.001683	16,847,000	16,847,000	191,813	997,050	659	15,657,478
School Choice Project Number: P.001700	100,000	100,000	-	23,595	15,582	60,823
SunEd High School						
Charter School Technology Project Number: 506085004	107,296	107,296	107,283	-	-	13
Sunland Park Academy						
Additional Computers to Close Gap Project Number: 061185002	29,000	29,000	-	-	28,768	232
Wireless Network Upgrade and CAT 6 Data Port Upgrade Project Number: 061185003	26,000	26,000	-	-	25,849	151
Sunrise Middle School						
Additional Computers to Close Gap Project Number: 025185002	185,000	185,000	-	184,884	-	116
Music Instruments Project Number: 025185009	100,000	100,000	85,775	-	14,224	1

* Project expenditures include, but are not limited to, advertising costs during the planning and procurement phase, design costs, construction costs, permitting costs, equipment, and work orders

This is a budget and expenditure activity report, and is not a construction status report. The accompanying introduction and notes are an integral part of this report.



SMART Program Budget Activity Report

Financially Active Projects Detail Schedule

for Quarter Ended December 31, 2016



GOB Referendum Approved by Voters on 11/4/2014 - 25 Months Since Approval

School/ Project	Original Budget	Current Budget	Prior Year Expenditures	Commitments	Current Year Expenditures	Balance
Sunset Lakes Elementary School						
Additional Computers to Close Gap Project Number: 366185002	195,000	195,000	-	-	194,803	197
Wireless Network Upgrade and CAT 6 Data Port Upgrade Project Number: 366185003	82,000	82,000	-	-	73,283	8,717
School Choice Project Number: P.001718	100,000	100,000	-	99,992	-	8
Sunshine Elementary						
Charter School Technology Project Number: 540085004	86,916	86,916	86,895	-	-	21
Sunshine Elementary School						
Additional Computers to Close Gap Project Number: 117185002	190,000	190,000	189,970	-	-	30
Wireless Network Upgrade and CAT 6 Data Port Upgrade Project Number: 117185003	94,000	94,000	59,706	-	-	34,294
Tamarac Elementary School						
Technology Infrastructure Upgrade Project Number: 262185001	26,000	26,000	9,206	-	-	16,794
Additional Computers to Close Gap Project Number: 262185002	251,000	251,000	181,700	-	69,288	12
Wireless Network Upgrade and CAT 6 Data Port Upgrade Project Number: 262185003	134,000	134,000	89,195	-	-	44,805

* Project expenditures include, but are not limited to, advertising costs during the planning and procurement phase, design costs, construction costs, permitting costs, equipment, and work orders

This is a budget and expenditure activity report, and is not a construction status report. The accompanying introduction and notes are an integral part of this report.



SMART Program Budget Activity Report

Financially Active Projects Detail Schedule

for Quarter Ended December 31, 2016



GOB Referendum Approved by Voters on 11/4/2014 - 25 Months Since Approval

School/ Project	Original Budget	Current Budget	Prior Year Expenditures	Commitments	Current Year Expenditures	Balance
Tamarac Elementary School						
Fire Alarm, HVAC, Media Center and Building Envelop Improvements Project Number: P.001724	3,191,000	3,191,000	34,720	222,000	89	2,934,191
School Choice Project Number: P.001761	100,000	100,000	-	44,718	5,363	49,919
Taravella, J.P. Senior High School						
Technology Infrastructure Upgrade Project Number: 275185001	429,000	429,000	289,381	-	-	139,619
Additional Computers to Close Gap Project Number: 275185002	788,000	788,000	774,596	-	13,384	20
Wireless Network Upgrade and CAT 6 Data Port Upgrade Project Number: 275185003	133,000	133,000	133,000	-	-	-
Track Resurfacing Project Number: 275185011	300,000	300,000	-	170,700	19,849	109,451
Technology and Support Services Center (TSSC)						
Technology and Support Services Infrastructure Project Number: 985885005	11,000,000	11,000,000	3,851,384	2,283,707	660,302	4,204,607
Tedder Elementary School						
Additional Computers to Close Gap Project Number: 057185002	90,000	90,000	-	-	89,916	84
Wireless Network Upgrade and CAT 6 Data Port Upgrade Project Number: 057185003	55,000	55,000	-	-	38,189	16,811

* Project expenditures include, but are not limited to, advertising costs during the planning and procurement phase, design costs, construction costs, permitting costs, equipment, and work orders

This is a budget and expenditure activity report, and is not a construction status report. The accompanying introduction and notes are an integral part of this report.



SMART Program Budget Activity Report

Financially Active Projects Detail Schedule

for Quarter Ended December 31, 2016



GOB Referendum Approved by Voters on 11/4/2014 - 25 Months Since Approval

School/ Project	Original Budget	Current Budget	Prior Year Expenditures	Commitments	Current Year Expenditures	Balance
Tedder Elementary School						
Tedder ES - School Choice Year 2 Project Number: P.001781	100,000	100,000	-	20,792	12,593	66,615
Tequesta Trace Middle School						
Additional Computers to Close Gap Project Number: 315185002	204,000	204,000	-	-	203,856	144
Music Instruments Project Number: 315185009	100,000	100,000	-	1,098	98,898	4
The Quest Center						
Additional Computers to Close Gap Project Number: 102185002	22,000	22,000	-	-	21,932	68
Thurgood Marshall Elementary School						
Additional Computers to Close Gap Project Number: 329185002	100,000	100,000	99,848	-	-	152
Wireless Network Upgrade and CAT 6 Data Port Upgrade Project Number: 329185003	49,000	49,000	-	-	5,937	43,063
Tradewinds Elementary School						
Technology Infrastructure Upgrade Project Number: 348185001	4,000	4,000	3,969	-	-	31
Additional Computers to Close Gap Project Number: 348185002	314,000	314,000	313,806	-	-	194
Wireless Network Upgrade and CAT 6 Data Port Upgrade Project Number: 348185003	106,000	106,000	81,804	-	-	24,196

* Project expenditures include, but are not limited to, advertising costs during the planning and procurement phase, design costs, construction costs, permitting costs, equipment, and work orders

This is a budget and expenditure activity report, and is not a construction status report. The accompanying introduction and notes are an integral part of this report.



SMART Program Budget Activity Report

Financially Active Projects Detail Schedule

for Quarter Ended December 31, 2016



GOB Referendum Approved by Voters on 11/4/2014 - 25 Months Since Approval

School/ Project	Original Budget	Current Budget	Prior Year Expenditures	Commitments	Current Year Expenditures	Balance
Tropical Elementary School						
Additional Computers to Close Gap Project Number: 073185002	132,000	132,000	-	131,934	-	66
Village Elementary School						
Additional Computers to Close Gap Project Number: 162185002	181,000	181,000	180,991	-	-	9
Wireless Network Upgrade and CAT 6 Data Port Upgrade Project Number: 162185003	41,000	41,000	41,000	-	-	-
Walker Elementary School						
Additional Computers to Close Gap Project Number: 032185002	69,000	69,000	68,849	-	-	151
Wireless Network Upgrade and CAT 6 Data Port Upgrade Project Number: 032185003	64,000	64,000	52,909	-	-	11,091
Walker ES -School Choice Year 1 Project Number: P.001771	100,000	100,000	-	-	79,547	20,453
Watkins Elementary School						
Additional Computers to Close Gap Project Number: 051185002	153,000	153,000	152,947	-	-	53
Wireless Network Upgrade and CAT 6 Data Port Upgrade Project Number: 051185003	46,000	46,000	-	-	38,164	7,836
Welleby Elementary School						
Technology Infrastructure Upgrade Project Number: 288185001	82,000	82,000	40,322	-	-	41,678

* Project expenditures include, but are not limited to, advertising costs during the planning and procurement phase, design costs, construction costs, permitting costs, equipment, and work orders

This is a budget and expenditure activity report, and is not a construction status report. The accompanying introduction and notes are an integral part of this report.



SMART Program Budget Activity Report

Financially Active Projects Detail Schedule

for Quarter Ended December 31, 2016



GOB Referendum Approved by Voters on 11/4/2014 - 25 Months Since Approval

School/ Project	Original Budget	Current Budget	Prior Year Expenditures	Commitments	Current Year Expenditures	Balance
Welleby Elementary School						
Additional Computers to Close Gap Project Number: 288185002	166,000	166,000	165,922	-	-	78
Wireless Network Upgrade and CAT 6 Data Port Upgrade Project Number: 288185003	103,000	103,000	63,862	-	-	39,138
West Broward High School						
Additional Computers to Close Gap Project Number: 397185002	683,000	683,000	674,864	-	8,039	97
Wireless Network Upgrade and CAT 6 Data Port Upgrade Project Number: 397185003	83,000	83,000	82,949	-	-	51
School Choice Project Number: P.001717	100,000	100,000	-	62,006	37,929	65
West Hollywood Elementary School						
Additional Computers to Close Gap Project Number: 016185002	141,000	141,000	-	140,855	-	145
Fire Alarm, HVAC and Building Envelope Improvements Project Number: P.001794	2,679,000	2,679,000	-	-	159	2,678,841
West Hollywood ES - School Choice Year 1 Project Number: P.001809	100,000	100,000	-	65,693	-	34,307
Westchester Elementary School						
Technology Infrastructure Upgrade Project Number: 268185001	52,000	52,000	20,852	-	-	31,148

* Project expenditures include, but are not limited to, advertising costs during the planning and procurement phase, design costs, construction costs, permitting costs, equipment, and work orders

This is a budget and expenditure activity report, and is not a construction status report. The accompanying introduction and notes are an integral part of this report.



SMART Program Budget Activity Report

Financially Active Projects Detail Schedule

for Quarter Ended December 31, 2016



GOB Referendum Approved by Voters on 11/4/2014 - 25 Months Since Approval

School/ Project	Original Budget	Current Budget	Prior Year Expenditures	Commitments	Current Year Expenditures	Balance
Westchester Elementary School						
Additional Computers to Close Gap Project Number: 268185002	205,000	205,000	204,859	-	-	141
Wireless Network Upgrade and CAT 6 Data Port Upgrade Project Number: 268185003	123,000	123,000	73,998	-	-	49,002
Western Senior High School						
Technology Infrastructure Upgrade Project Number: 283185001	297,000	297,000	255,229	-	-	41,771
Additional Computers to Close Gap Project Number: 283185002	668,000	668,000	647,253	-	20,616	131
Wireless Network Upgrade and CAT 6 Data Port Upgrade Project Number: 283185003	141,000	141,000	98,450	-	-	42,550
Music Instruments Project Number: 283185009	300,000	300,000	-	300,000	-	-
Track Resurfacing Project Number: 283185011	300,000	300,000	-	12,753	287,247	-
Westglades Middle School						
Additional Computers to Close Gap Project Number: 387185002	304,000	304,000	-	4,060	299,868	72
Music Instruments Project Number: 387185009	100,000	100,000	-	4,600	95,392	8
Single Point of Entry Project Number: P.001816	233,000	233,000	-	9,700	-	223,300

* Project expenditures include, but are not limited to, advertising costs during the planning and procurement phase, design costs, construction costs, permitting costs, equipment, and work orders

This is a budget and expenditure activity report, and is not a construction status report. The accompanying introduction and notes are an integral part of this report.



SMART Program Budget Activity Report

Financially Active Projects Detail Schedule

for Quarter Ended December 31, 2016



GOB Referendum Approved by Voters on 11/4/2014 - 25 Months Since Approval

School/ Project	Original Budget	Current Budget	Prior Year Expenditures	Commitments	Current Year Expenditures	Balance
Westpine Middle School						
Additional Computers to Close Gap Project Number: 205285002	236,000	236,000	-	25,131	210,838	31
Music Instruments Project Number: 205285009	100,000	100,000	-	1,888	98,103	9
Westwood Heights Elementary School						
Additional Computers to Close Gap Project Number: 063185002	82,000	82,000	-	-	81,941	59
Wireless Network Upgrade and CAT 6 Data Port Upgrade Project Number: 063185003	52,000	52,000	-	-	42,111	9,889
Westwood Heights ES-School Choice Year 1 Project Number: P.001782	100,000	100,000	-	9	63,532	36,459
Whiddon-Rogers Education Center						
Technology Infrastructure Upgrade Project Number: 045285001	18,000	18,000	-	17,692	-	308
Additional Computers to Close Gap Project Number: 045285002	50,000	50,000	-	-	49,983	17
Wireless Network Upgrade and CAT 6 Data Port Upgrade Project Number: 045285003	136,000	136,000	-	93,196	-	42,804
Music Instruments Project Number: 045285009	50,000	50,000	-	49,999	-	1
School Choice Project Number: P.001702	100,000	100,000	-	23,968	63,216	12,816

* Project expenditures include, but are not limited to, advertising costs during the planning and procurement phase, design costs, construction costs, permitting costs, equipment, and work orders

This is a budget and expenditure activity report, and is not a construction status report. The accompanying introduction and notes are an integral part of this report.



SMART Program Budget Activity Report

Financially Active Projects Detail Schedule

for Quarter Ended December 31, 2016



GOB Referendum Approved by Voters on 11/4/2014 - 25 Months Since Approval

School/ Project	Original Budget	Current Budget	Prior Year Expenditures	Commitments	Current Year Expenditures	Balance
Whiddon-Rogers Education Center						
Renovations to Fire Alarm, Replacement of Buildings 10, 11, 12 & 13. Media Center, HVAC and Building Envelope Improvements Project Number: P.001711	5,326,000	5,326,000	61,906	-	222	5,263,872
Wilton Manors Elementary School						
Additional Computers to Close Gap Project Number: 019185002	129,000	129,000	128,622	-	-	378
Wingate Oaks Center						
Technology Infrastructure Upgrade Project Number: 099185001	103,000	103,000	-	102,986	-	14
Additional Computers to Close Gap Project Number: 099185002	11,000	11,000	-	-	10,967	33
Wireless Network Upgrade and CAT 6 Data Port Upgrade Project Number: 099185003	61,000	61,000	-	52,093	-	8,907
Fire Alarm, Replacement of HVAC Equipment in Buildings 1, 2, 4 & 5, Media Center and Building Envelope Improvements Project Number: P.001741	2,558,000	2,558,000	29,748	167,481	138	2,360,633
Winston Park Elementary School						
Technology Infrastructure Upgrade Project Number: 309185001	73,000	73,000	50,569	-	-	22,431

* Project expenditures include, but are not limited to, advertising costs during the planning and procurement phase, design costs, construction costs, permitting costs, equipment, and work orders

This is a budget and expenditure activity report, and is not a construction status report. The accompanying introduction and notes are an integral part of this report.



SMART Program Budget Activity Report

Financially Active Projects Detail Schedule

for Quarter Ended December 31, 2016



GOB Referendum Approved by Voters on 11/4/2014 - 25 Months Since Approval

School/ Project	Original Budget	Current Budget	Prior Year Expenditures	Commitments	Current Year Expenditures	Balance
Winston Park Elementary School						
Additional Computers to Close Gap Project Number: 309185002	360,000	360,000	359,978	-	-	22
Wireless Network Upgrade and CAT 6 Data Port Upgrade Project Number: 309185003	124,000	124,000	80,345	-	-	43,655
Young, Virginia Shuman Elementary School						
Additional Computers to Close Gap Project Number: 332185002	145,000	145,000	-	144,890	-	110
Young, Walter C. Middle School						
Additional Computers to Close Gap Project Number: 300185002	212,000	212,000	-	211,976	-	24
Music Instruments Project Number: 300185009	100,000	100,000	-	-	99,993	7

* Project expenditures include, but are not limited to, advertising costs during the planning and procurement phase, design costs, construction costs, permitting costs, equipment, and work orders

This is a budget and expenditure activity report, and is not a construction status report. The accompanying introduction and notes are an integral part of this report.



SMART Program Budget Activity Report

Financially Active Projects Detail Schedule

for Quarter Ended December 31, 2016



GOB Referendum Approved by Voters on 11/4/20146 - 25 Months Since Approval

	Original Budget	Current Budget	Prior Year Expenditures	Commitments	Current Year Expenditures	Balance
Projects Totals	\$ 405,584,937	\$ 405,797,062	\$ 63,072,243	\$ 28,015,966	\$ 20,499,903	\$ 294,208,950
(Less) DEFP	\$ 6,785,636	\$ 6,785,636	\$ 48,186	\$ 331,549	\$ 115,729	\$ 6,290,172
SMART	\$ 398,799,301	\$ 399,011,426	\$ 63,024,057	\$ 27,684,417	\$ 20,384,174	\$ 287,918,778

* Project expenditures include, but are not limited to, advertising costs during the planning and procurement phase, design costs, construction costs, permitting costs, equipment, and work orders

This is a budget and expenditure activity report, and is not a construction status report. The accompanying introduction and notes are an integral part of this report.



SMART Program Budget Activity Report

Art Kilns Replacement Sub-Report

for Quarter Ended December 31, 2016

GOB Referendum Approved by Voters on 11/4/2014 - 25 Months Since Approval

School	Current Budget	Prior Year Expenditures	Commitments	Current Year Expenditures	Total Consumed	Balance
District Wide (Applied Learning)	235,200					
Coral Glades Senior High School		5,726	-	-	5,726	
Horizon Elementary School		-	-	2,863	2,863	
McNab Elementary School		2,864	-	-	2,863	
Monarch Senior High School		-	5,726	-	5,726	
Park Springs Elementary School		-	2,863	-	2,863	
Parkway Middle School		-	-	2,863	2,863	
Pompano Beach Senior High School		-	5,726	-	5,726	
Ramblewood Elementary School		-	-	-	-	
Rickards, James S. Middle School		5,726	-	-	5,726	
Sheridan Park Elementary School		-	-	2,863	2,863	
Stirling Elementary School		-	-	2,863	2,863	
Stoneman Douglas Senior High School		-	2,863	2,863	5,726	
Taravella, J.P. Senior High School		-	2,863	-	2,863	
	235,200	14,316	20,041	14,315	48,671	186,529

SMART Program Budget Activity Report

Remaining Projects Summary Schedule for Quarter Ended December 31, 2016



GOB Referendum Approved by Voters on 11/4/2014 - 25 Months Since Approval

GOB	Original Budget	Current Budget
Safety	\$ 37,799,000	\$ 37,799,000
Music & Art	4,839,000	4,839,000
Athletics	1,819,000	1,819,000
Renovation	192,202,700	192,202,700
Technology	1,653,920	1,653,920
GOB Total	\$ 238,313,620	\$ 238,313,620

Non-GOB	Original Budget	Current Budget
Safety	\$ 2,979,648	\$ 2,979,648
Music & Art	5,250,000	5,250,000
Athletics	-	-
Renovation	7,928,167	7,928,167
Technology	2,053,000	2,053,000
Non-GOB Total	\$ 18,210,815	\$ 18,210,815

Total	\$ 256,524,435	\$ 256,524,435
--------------	-----------------------	-----------------------

SMART Program Budget Activity Report



Remaining Projects Detail Schedule for Quarter Ended December 31, 2016

GOB Referendum Approved by Voters on 11/4/2014 - 25 Months Since Approval

School	Project	Original Budget
Anderson, Boyd H. Senior High School	Building Envelope Improvements (Roof, Window, Ext Wall, etc.)	2,580,000
	HVAC Improvements	849,000
	Safety / Security Upgrade	77,000
	Single Point of Entry	540,000
	STEM Lab improvements	1,380,000
	Weight Room Renovation	121,000
	ADA renovations related to educational adequacy	388,000
	School Choice Enhancement	100,000
Apollo Middle School	Single Point of Entry	75,000
	Technology Infrastructure (Servers, Racks, etc.) Upgrade	13,000
	CAT 6 Data port Upgrade	11,000
Atlantic Technical College	Wireless Network Upgrade	120,000
	Building Envelope Improvements (Roof, Window, Ext Wall, etc.)	2,710,000
	Fire Sprinklers	1,482,000
	IAQ Repairs - HVAC	4,642,000
Atlantic Technical, Arthur Ashe, Jr Campus	Media Center improvements	118,000
	Building Envelope Improvements (Roof, Window, Ext Wall, etc.)	1,200,000
Atlantic West Elementary School	Fire Alarm	42,000
	HVAC Improvements	723,000
Attucks Middle School	Fire Sprinklers	619,000
	Media Center improvements	227,000
	Building Envelope Improvements (Roof, Window, Ext Wall, etc.)	1,048,000
	Music Equipment Replacement	50,000
	School Choice Enhancement	100,000

* Project expenditures include, but are not limited to, advertising costs during the planning and procurement phase, design costs, construction costs, permitting costs, equipment, and work orders

This is a budget and expenditure activity report, and is not a construction status report. The accompanying introduction and notes are an integral part of this report.



SMART Program Budget Activity Report



Remaining Projects Detail Schedule for Quarter Ended December 31, 2016

GOB Referendum Approved by Voters on 11/4/2014 - 25 Months Since Approval

School	Project	Original Budget
Attucks Middle School	CAT 6 Data port Upgrade	18,000
	Wireless Network Upgrade	103,000
Bair Middle School	CAT 6 Data port Upgrade	26,000
	Wireless Network Upgrade	121,000
Banyan Elementary School	HVAC Improvements	128,000
	Single Point of Entry	60,000
	Building Envelope Improvements (Roof, Window, Ext Wall, etc.)	917,000
Bayview Elementary School	Music Equipment Replacement	50,000
	Building Envelope Improvements (Roof, Window, Ext Wall, etc.)	836,000
	School Choice Enhancement	100,000
	Technology Infrastructure (Servers, Racks, etc.) Upgrade	65,000
	CAT 6 Data port Upgrade	4,000
Bennett Elementary School	Wireless Network Upgrade	20,000
	Music Equipment Replacement	50,000
Bethune, Mary M. Elementary School	Single Point of Entry	195,000
	Music Equipment Replacement	50,000
Boulevard Heights Elementary School	Single Point of Entry	60,000
	CAT 6 Data port Upgrade	4,000
	Wireless Network Upgrade	73,000
Bright Horizons Center	Music Equipment Replacement	50,000
Broadview Elementary School	Music Equipment Replacement	50,000
	School Choice Enhancement	100,000
Broward Estates Elementary School	Music Equipment Replacement	50,000
Capital Budget	Weight Room Renovation	0
Castle Hill Annex	Single Point of Entry	90,000

* Project expenditures include, but are not limited to, advertising costs during the planning and procurement phase, design costs, construction costs, permitting costs, equipment, and work orders

This is a budget and expenditure activity report, and is not a construction status report. The accompanying introduction and notes are an integral part of this report.



SMART Program Budget Activity Report



Remaining Projects Detail Schedule for Quarter Ended December 31, 2016

GOB Referendum Approved by Voters on 11/4/2014 - 25 Months Since Approval

School	Project	Original Budget
Castle Hill Elementary School	Building Envelope Improvements (Roof, Window, Ext Wall, etc.)	1,141,000
	Fire Alarm	293,000
	Fire Sprinklers	13,000
	School Choice Enhancement	100,000
Central Park Elementary School	Music Equipment Replacement	50,000
	School Choice Enhancement	100,000
Chapel Trail Elementary School	Fire Alarm	42,000
	Building Envelope Improvements (Roof, Window, Ext Wall, etc.)	1,169,000
	School Choice Enhancement	100,000
Coconut Creek Elementary School	Music Equipment Replacement	50,000
Coconut Creek Senior High School	School Choice Enhancement	100,000
Coconut Palm Elementary School	Fire Alarm	42,000
	CAT 6 Data port Upgrade	3,000
	Wireless Network Upgrade	53,000
Colbert Elementary School	Building Envelope Improvements (Roof, Window, Ext Wall, etc.)	323,000
	Safety / Security Upgrade	65,000
	HVAC Improvements	368,000
	School Choice Enhancement	100,000
	CAT 6 Data port Upgrade	8,000
	Wireless Network Upgrade	50,000
Collins Elementary School	Music Equipment Replacement	50,000
Cooper City Elementary School	Music Equipment Replacement	50,000
	CAT 6 Data port Upgrade	18,000
	Wireless Network Upgrade	47,000
Cooper City Senior High School	Technology Infrastructure (Servers, Racks, etc.) Upgrade	24,000

* Project expenditures include, but are not limited to, advertising costs during the planning and procurement phase, design costs, construction costs, permitting costs, equipment, and work orders

This is a budget and expenditure activity report, and is not a construction status report. The accompanying introduction and notes are an integral part of this report.



SMART Program Budget Activity Report



Remaining Projects Detail Schedule for Quarter Ended December 31, 2016

GOB Referendum Approved by Voters on 11/4/2014 - 25 Months Since Approval

School	Project	Original Budget
Cooper City Senior High School	CAT 6 Data port Upgrade	60,000
	Wireless Network Upgrade	90,000
Coral Cove Elementary School	School Choice Enhancement	100,000
Coral Park Elementary School	Single Point of Entry	195,000
	Health & Safety/Fire Sprinkler Protection Exterior- Replace existing	1,415,000
	Building Envelope Improvements (Roof, Window, Ext Wall, etc.)	266,000
	Music Equipment Replacement	50,000
Country Isles Elementary School	Fire Alarm	294,000
	HVAC Improvements	104,000
	Media Center improvements	160,000
	Technology Infrastructure (Servers, Racks, etc.) Upgrade	137,000
	CAT 6 Data port Upgrade	15,000
	Wireless Network Upgrade	40,000
Cresthaven Elementary School	Music Equipment Replacement	50,000
Cross Creek School	Single Point of Entry	270,000
	Music Equipment Replacement	50,000
Cypress Bay Senior High School	Single Point of Entry	270,000
	Track Resurfacing	300,000
Cypress Elementary School	Safety / Security Upgrade	103,000
	Building Envelope Improvements (Roof, Window, Ext Wall, etc.)	637,564
	Fire Sprinklers	634,000
	Media Center improvements	177,000
	Replace existing classroom unit ventilators (approximately 42) with new unit ventilators, duct and diffusers. Includes all related work including electrical, DDC controls, plumbing, ceiling removal and replacement, test and balance, and replacement of out	1,747,603

* Project expenditures include, but are not limited to, advertising costs during the planning and procurement phase, design costs, construction costs, permitting costs, equipment, and work orders

This is a budget and expenditure activity report, and is not a construction status report. The accompanying introduction and notes are an integral part of this report.



SMART Program Budget Activity Report



Remaining Projects Detail Schedule for Quarter Ended December 31, 2016

GOB Referendum Approved by Voters on 11/4/2014 - 25 Months Since Approval

School	Project	Original Budget
Cypress Elementary School	Music Equipment Replacement	50,000
Cypress Run Education Center	Single Point of Entry	90,000
	HVAC Improvements	77,000
	Music Equipment Replacement	50,000
	CAT 6 Data port Upgrade	1,000
	Wireless Network Upgrade	20,000
Dandy, William Middle School	HVAC Improvements	533,000
	Safety / Security Upgrade	83,000
	Single Point of Entry	233,000
	Replacement of building 18	59,000
	Fire Alarm	462,000
	Building Envelope Improvements (Roof, Window, Ext Wall, etc.)	2,042,000
	Fire Sprinklers	16,000
	School Choice Enhancement	100,000
	Technology Infrastructure (Servers, Racks, etc.) Upgrade	9,000
Dave Thomas Education Center	Building Envelope Improvements (Roof, Window, Ext Wall, etc.)	373,000
	HVAC Improvements	385,000
	Music Equipment Replacement	50,000
	School Choice Enhancement	100,000
Dave Thomas Education Center-West	Single Point of Entry	90,000
	Music Equipment Replacement	50,000
Davie Elementary School	Building Envelope Improvements (Roof, Window, Ext Wall, etc.)	1,074,000
	Safety / Security Upgrade	73,000
	Media Center improvements	235,000
	HVAC Improvements	809,000

* Project expenditures include, but are not limited to, advertising costs during the planning and procurement phase, design costs, construction costs, permitting costs, equipment, and work orders

This is a budget and expenditure activity report, and is not a construction status report. The accompanying introduction and notes are an integral part of this report.



SMART Program Budget Activity Report



Remaining Projects Detail Schedule for Quarter Ended December 31, 2016

GOB Referendum Approved by Voters on 11/4/2014 - 25 Months Since Approval

School	Project	Original Budget
Davie Elementary School	Fire Sprinklers	685,000
	Music Equipment Replacement	50,000
	School Choice Enhancement	100,000
Deerfield Beach Elementary School	Building Envelope Improvements (Roof, Window, Ext. Wall, etc.)	369,000
	Fire Alarm	294,000
	Fire Sprinklers	725,000
	HVAC Improvements	529,000
	Media Center improvements	378,000
	Renovations to Building 1 (Historic)	2,862,000
	Music Equipment Replacement	50,000
	School Choice Enhancement	100,000
Deerfield Beach Middle School	Single Point of Entry	465,000
Deerfield Beach Senior High School	Single Point of Entry	540,000
Deerfield Park Elementary School	Single Point of Entry	195,000
	Music Equipment Replacement	50,000
Dillard 6-12 School	School Choice Enhancement	100,000
Dillard Elementary School	Music Equipment Replacement	50,000
Discovery Elementary School	Music Equipment Replacement	50,000
District Wide (Applied Learning)	SMART - Drama Staging, Lighting, & Sound Equipment	900,000
	Music Equipment Replacement	300,000
District Wide (IT Department)	Charter School Technology	1,653,920
Dolphin Bay Elementary School	School Choice Enhancement	100,000
	Technology Infrastructure (Servers, Racks, etc.) Upgrade	2,000
	Wireless Network Upgrade	74,000
Drew, Charles Elementary School	CAT 6 Data port Upgrade	10,000
	Music Equipment Replacement	50,000
	School Choice Enhancement	100,000

* Project expenditures include, but are not limited to, advertising costs during the planning and procurement phase, design costs, construction costs, permitting costs, equipment, and work orders

This is a budget and expenditure activity report, and is not a construction status report. The accompanying introduction and notes are an integral part of this report.



SMART Program Budget Activity Report



Remaining Projects Detail Schedule for Quarter Ended December 31, 2016

GOB Referendum Approved by Voters on 11/4/2014 - 25 Months Since Approval

School	Project	Original Budget
Drew, Charles Family Resource Center	Replacement of building 3	557,000
	Single Point of Entry	90,000
	Replacement of building 6	557,000
	Replacement of building 5	575,000
	HVAC Improvements	225,000
	Building Envelope Improvements (Roof, Window, Ext Wall, etc.)	1,173,000
	Media Center improvements	191,000
	Music Equipment Replacement	50,000
	School Choice Enhancement	100,000
	Driftwood Elementary School	Fire Sprinklers
Single Point of Entry		60,000
Music Equipment Replacement		50,000
Driftwood Middle School	Art Room Renovation and Equipment	85,000
	Safety / Security Upgrade	49,000
	Media Center improvements	293,000
	HVAC Improvements	1,808,000
	Fire Sprinklers	18,000
	Electrical Improvements	675,000
	Building Envelope Improvements (Roof, Window, Ext Wall, etc.)	2,332,000
	Conversion of Existing Space to Music and/or Art Lab(s)	284,000
	School Choice Enhancement	100,000
	Technology Infrastructure (Servers, Racks, etc.) Upgrade	8,000
Eagle Point Elementary School	Wireless Network Upgrade	144,000
	CAT 6 Data port Upgrade	17,000
	Music Equipment Replacement	50,000
Ely, Blanche Senior High School	School Choice Enhancement	100,000

* Project expenditures include, but are not limited to, advertising costs during the planning and procurement phase, design costs, construction costs, permitting costs, equipment, and work orders

This is a budget and expenditure activity report, and is not a construction status report. The accompanying introduction and notes are an integral part of this report.



SMART Program Budget Activity Report



Remaining Projects Detail Schedule for Quarter Ended December 31, 2016

GOB Referendum Approved by Voters on 11/4/2014 - 25 Months Since Approval

School	Project	Original Budget
Ely, Blanche Senior High School	Technology Infrastructure (Servers, Racks, etc.) Upgrade	11,000
Embassy Creek Elementary School	Art Room Renovation and Equipment	65,000
	Music Room Renovation	136,000
	HVAC Improvements	1,920,000
	Fire Alarm	294,000
	Conversion of Existing Space to Music and/or Art Lab(s)	339,000
	Building Envelope Improvements (Roof, Window, Ext Wall, etc.)	770,000
	Music Equipment Replacement	50,000
Endeavour Primary Learning Center	School Choice Enhancement	100,000
	Single Point of Entry	195,000
Everglades Elementary School	Building Envelope Improvements (Roof, Window, Ext Wall, etc.)	1,033,000
	HVAC Improvements	179,000
	School Choice Enhancement	100,000
Everglades Senior High School	HVAC Improvements	875,000
	Single Point of Entry	540,000
	Building Envelope Improvements (Roof, Window, Ext Wall, etc.)	2,794,000
	Weight Room Renovation	121,000
	School Choice Enhancement	100,000
Falcon Cove Middle School	Building Envelope Improvements (Roof, Window, Ext Wall, etc.)	880,000
	CR Addition to allow for removal of portable buildings	9,546,000
	HVAC Improvements	315,000
	School Choice Enhancement	100,000
	Technology Infrastructure (Servers, Racks, etc.) Upgrade	111,000
	CAT 6 Data port Upgrade	28,000

* Project expenditures include, but are not limited to, advertising costs during the planning and procurement phase, design costs, construction costs, permitting costs, equipment, and work orders

This is a budget and expenditure activity report, and is not a construction status report. The accompanying introduction and notes are an integral part of this report.



SMART Program Budget Activity Report



Remaining Projects Detail Schedule for Quarter Ended December 31, 2016

GOB Referendum Approved by Voters on 11/4/2014 - 25 Months Since Approval

School	Project	Original Budget
Flamingo Elementary School	Building Envelope Improvements (Roof, Window, Ext Wall, etc.)	227,000
	HVAC Improvements	1,443,000
	Media Center improvements	285,000
	Music Equipment Replacement	50,000
	School Choice Enhancement	100,000
Flanagan, Charles W. Senior High School	Building Envelope Improvements (Roof, Window, Ext Wall, etc.)	1,357,000
	CR Addition to allow for removal of portable buildings	6,124,000
	HVAC Improvements	1,052,000
	Weight Room Renovation	121,000
	School Choice Enhancement	100,000
Floranada Elementary School	HVAC Improvements	58,000
	Music Equipment Replacement	50,000
Forest Glen Middle School	Single Point of Entry	233,000
	HVAC Improvements	2,483,000
	Fire Sprinklers	16,000
	Building Envelope Improvements (Roof, Window, Ext Wall, etc.)	2,690,000
	School Choice Enhancement	100,000
	Technology Infrastructure (Servers, Racks, etc.) Upgrade	209,000
	Wireless Network Upgrade	60,000
Forest Hills Elementary School	CAT 6 Data port Upgrade	21,000
	Fire Sprinklers	81,000
	Building Envelope Improvements (Roof, Window, Ext Wall, etc.)	1,071,000
	Media Center improvements	184,000
	Music Equipment Replacement	50,000
	Wireless Network Upgrade	76,000

* Project expenditures include, but are not limited to, advertising costs during the planning and procurement phase, design costs, construction costs, permitting costs, equipment, and work orders

This is a budget and expenditure activity report, and is not a construction status report. The accompanying introduction and notes are an integral part of this report.



SMART Program Budget Activity Report



Remaining Projects Detail Schedule for Quarter Ended December 31, 2016

GOB Referendum Approved by Voters on 11/4/2014 - 25 Months Since Approval

School	Project	Original Budget
Forest Hills Elementary School	CAT 6 Data port Upgrade	9,000
Fort Lauderdale Senior High School	Electrical Improvements	692,000
	HVAC Improvements	1,161,000
	Building Envelope Improvements (Roof, Window, Ext Wall, etc.)	556,000
	School Choice Enhancement	100,000
	Technology Infrastructure (Servers, Racks, etc.) Upgrade	9,000
	Wireless Network Upgrade	87,000
	CAT 6 Data port Upgrade	50,000
Fox Trail Elementary School	Art Room Renovation and Equipment	65,000
	Building Envelope Improvements (Roof, Window, Ext Wall, etc.)	154,000
	Conversion of Existing Space to Music and/or Art Lab(s)	339,000
	HVAC Improvements	76,000
	Music Room Renovation	136,000
	School Choice Enhancement	100,000
Gator Run Elementary School	HVAC Improvements	603,000
	Conversion of Existing Space to Music and/or Art Lab(s)	339,000
	Music Room Renovation	136,000
	Art Room Renovation and Equipment	65,000
	Building Envelope Improvements (Roof, Window, Ext Wall, etc.)	1,428,000
	Music Equipment Replacement	50,000
	School Choice Enhancement	100,000
Glades Middle School	Building Envelope Improvements (Roof, Window, Ext Wall, etc.)	78,000
	HVAC Improvements	308,000
	School Choice Enhancement	100,000
	CAT 6 Data port Upgrade	25,000

* Project expenditures include, but are not limited to, advertising costs during the planning and procurement phase, design costs, construction costs, permitting costs, equipment, and work orders

This is a budget and expenditure activity report, and is not a construction status report. The accompanying introduction and notes are an integral part of this report.



SMART Program Budget Activity Report



Remaining Projects Detail Schedule for Quarter Ended December 31, 2016

GOB Referendum Approved by Voters on 11/4/2014 - 25 Months Since Approval

School	Project	Original Budget
Griffin Elementary School	Music Equipment Replacement	50,000
Gulfstream Middle School	Art Room Renovation and Equipment	85,000
	Single Point of Entry	75,000
	Replacement of building 4	82,000
	Music Room Renovation	521,000
	Media Center improvements	157,000
	HVAC Improvements	1,689,000
	Fire Alarm	487,000
	Building Envelope Improvements (Roof, Window, Ext Wall, etc.)	1,119,000
	Conversion of Existing Space to Music and/or Art Lab(s)	606,000
	Music Equipment Replacement	100,000
	School Choice Enhancement	100,000
	Wireless Network Upgrade	89,000
Hallandale Adult & Community Center	School Choice Enhancement	100,000
	Replacement of building 1	436,000
	Safety / Security Upgrade	131,000
	Replacement of building 9	1,301,000
	Replacement of building 12	267,000
	HVAC Improvements	1,413,000
	Fire Sprinklers	692,000
	Electrical Improvements	319,000
	Building Envelope Improvements (Roof, Window, Ext Wall, etc.)	199,700
	Replacement of building 7	270,000
	Media Center improvements	133,000
	Music Equipment Replacement	50,000
Hallandale Senior High School	Technology Infrastructure (Servers, Racks, etc.) Upgrade	9,000

* Project expenditures include, but are not limited to, advertising costs during the planning and procurement phase, design costs, construction costs, permitting costs, equipment, and work orders

This is a budget and expenditure activity report, and is not a construction status report. The accompanying introduction and notes are an integral part of this report.



SMART Program Budget Activity Report



Remaining Projects Detail Schedule for Quarter Ended December 31, 2016

GOB Referendum Approved by Voters on 11/4/2014 - 25 Months Since Approval

School	Project	Original Budget
Hallandale Senior High School	CAT 6 Data port Upgrade	25,000
	Wireless Network Upgrade	127,000
Hollywood Central Elementary School	Music Equipment Replacement	50,000
Hollywood Hills Elementary School	Single Point of Entry	195,000
	Music Equipment Replacement	50,000
Hollywood Hills Senior High School	School Choice Enhancement	100,000
	Safety / Security Upgrade	47,000
	Technology Infrastructure (Servers, Racks, etc.) Upgrade	64,000
	CAT 6 Data port Upgrade	36,000
Hollywood Park Elementary School	Wireless Network Upgrade	199,000
	Music Equipment Replacement	50,000
Hollywood Park Elementary School	School Choice Enhancement	100,000
	Horizon Elementary School	Single Point of Entry
Horizon Elementary School	Music Equipment Replacement	50,000
	Hunt, James S. Elementary School	Music Equipment Replacement
Indian Trace Elementary School	Technology Infrastructure (Servers, Racks, etc.) Upgrade	52,000
	CAT 6 Data port Upgrade	14,000
	Wireless Network Upgrade	32,000
King, Martin Luther (Dr. Martin Luther King, Jr. Montessori Academy)	Building Envelope Improvements (Roof, Window, Ext Wall, etc.)	86,000
	Fire Sprinklers	762,000
	Music Equipment Replacement	50,000
Lake Forest Elementary School	Single Point of Entry	195,000
	Building Envelope Improvements (Roof, Window, Ext Wall, etc.)	1,198,000
	HVAC Improvements	715,000
	School Choice Enhancement	100,000
	Technology Infrastructure (Servers, Racks, etc.) Upgrade	17,000

* Project expenditures include, but are not limited to, advertising costs during the planning and procurement phase, design costs, construction costs, permitting costs, equipment, and work orders

This is a budget and expenditure activity report, and is not a construction status report. The accompanying introduction and notes are an integral part of this report.



SMART Program Budget Activity Report



Remaining Projects Detail Schedule for Quarter Ended December 31, 2016

GOB Referendum Approved by Voters on 11/4/2014 - 25 Months Since Approval

School	Project	Original Budget
Lake Forest Elementary School	CAT 6 Data port Upgrade	8,000
	Wireless Network Upgrade	37,000
Lanier-James Education Center	Music Equipment Replacement	50,000
	School Choice Enhancement	100,000
	CAT 6 Data port Upgrade	9,000
Larkdale Elementary School	Wireless Network Upgrade	53,000
	Single Point of Entry	60,000
Lauderdale Lakes Middle School	School Choice Enhancement	100,000
Lauderdale Manors Early Learning and Resource Center	Music Equipment Replacement	50,000
	School Choice Enhancement	100,000
Lauderhill 6-12 School	Media Center improvements	579,000
	Single Point of Entry	270,000
	Fire Alarm	461,000
	Roof repairs, new elevator, remodel mezzanine, covered walkway, gym lights	1,868,000
	Weight Room Renovation	121,000
	Fire Sprinklers	1,218,000
	HVAC Improvements	1,879,000
	School Choice Enhancement	100,000
	Technology Infrastructure (Servers, Racks, etc.) Upgrade	17,000
Liberty Elementary School	HVAC Improvements	65,000
Lloyd Estates Elementary School	School Choice Enhancement	100,000
	HVAC Improvements	870,000
	Fire Sprinklers	280,000
	Fire Alarm	293,000
	Building Envelope Improvements (Roof, Window, Ext Wall, etc.)	625,000

* Project expenditures include, but are not limited to, advertising costs during the planning and procurement phase, design costs, construction costs, permitting costs, equipment, and work orders

This is a budget and expenditure activity report, and is not a construction status report. The accompanying introduction and notes are an integral part of this report.



SMART Program Budget Activity Report



Remaining Projects Detail Schedule for Quarter Ended December 31, 2016

GOB Referendum Approved by Voters on 11/4/2014 - 25 Months Since Approval

School	Project	Original Budget	
Lloyd Estates Elementary School	Media Center improvements	184,000	
	Music Equipment Replacement	50,000	
Manatee Bay Elementary School	Music Equipment Replacement	50,000	
Margate Elementary School	Music Equipment Replacement	50,000	
Margate Middle School	Electrical Improvements	371,000	
	Safety / Security Upgrade	57,000	
	Media Center improvements	543,000	
	HVAC Improvements	1,135,000	
	Single Point of Entry	233,000	
	Fire Alarm	461,000	
	Building Envelope Improvements (Roof, Window, Ext Wall, etc.)	4,288,000	
	Art Room Renovation and Equipment	85,000	
	Fire Sprinklers	1,412,000	
	Conversion of Existing Space to Music and/or Art Lab(s)	284,000	
	Music Equipment Replacement	100,000	
	School Choice Enhancement	100,000	
	Technology Infrastructure (Servers, Racks, etc.) Upgrade	4,000	
	Markham, C. Robert Elementary School	Music Equipment Replacement	50,000
	McArthur Senior High School	Single Point of Entry	540,000
Technology Infrastructure (Servers, Racks, etc.) Upgrade		26,000	
Wireless Network Upgrade		164,000	
CAT 6 Data port Upgrade		27,000	
McFatter Technical College	School Choice Enhancement	100,000	
McFatter Technical, Broward Fire Academy	Building Envelope Improvements (Roof, Window, Ext Wall, etc.)	149,000	
	Fire Sprinklers	107,000	

* Project expenditures include, but are not limited to, advertising costs during the planning and procurement phase, design costs, construction costs, permitting costs, equipment, and work orders

This is a budget and expenditure activity report, and is not a construction status report. The accompanying introduction and notes are an integral part of this report.



SMART Program Budget Activity Report



Remaining Projects Detail Schedule for Quarter Ended December 31, 2016

GOB Referendum Approved by Voters on 11/4/2014 - 25 Months Since Approval

School	Project	Original Budget
McNab Elementary School	Building Envelope Improvements (Roof, Window, Ext Wall, etc.)	978,000
	HVAC Improvements	317,000
	School Choice Enhancement	101,000
	CAT 6 Data port Upgrade	13,000
	Wireless Network Upgrade	39,000
McNicol Middle School	Building Envelope Improvements (Roof, Window, Ext Wall, etc.)	276,000
	Single Point of Entry	233,000
	Fire Sprinklers	21,000
	CAT 6 Data port Upgrade	19,000
	Wireless Network Upgrade	46,000
Meadowbrook Elementary School	Music Equipment Replacement	50,000
Miramar Elementary School	School Choice Enhancement	100,000
	Technology Infrastructure (Servers, Racks, etc.) Upgrade	17,000
Miramar Senior High School	Single Point of Entry	540,000
Mirror Lake Elementary School	Fire Sprinklers	225,000
	HVAC Improvements	357,000
	Building Envelope Improvements (Roof, Window, Ext Wall, etc.)	963,000
	Media Center improvements	175,000
	Music Equipment Replacement	50,000
	School Choice Enhancement	100,000
	Wireless Network Upgrade	70,000
	CAT 6 Data port Upgrade	15,000
Monarch Senior High School	Track Resurfacing	300,000
Morrow Elementary School	Electrical Improvements	322,000
	Fire Sprinkler Protection and Fire Alarm	1,564,648

* Project expenditures include, but are not limited to, advertising costs during the planning and procurement phase, design costs, construction costs, permitting costs, equipment, and work orders

This is a budget and expenditure activity report, and is not a construction status report. The accompanying introduction and notes are an integral part of this report.



SMART Program Budget Activity Report



Remaining Projects Detail Schedule for Quarter Ended December 31, 2016

GOB Referendum Approved by Voters on 11/4/2014 - 25 Months Since Approval

School	Project	Original Budget
Morrow Elementary School	HVAC Improvements	211,000
	Single Point of Entry	60,000
	Music Equipment Replacement	50,000
	School Choice Enhancement	100,000
	CAT 6 Data port Upgrade	13,000
	Wireless Network Upgrade	77,000
New Renaissance Middle School	CAT 6 Data port Upgrade	21,000
	Wireless Network Upgrade	116,000
New River Middle School	CAT 6 Data port Upgrade	18,000
	Wireless Network Upgrade	50,000
Nob Hill Elementary School	Music Equipment Replacement	50,000
Norcrest Elementary School	Media Center improvements	294,000
	Building Envelope Improvements (Roof, Window, Ext Wall, etc.)	496,000
	HVAC Improvements	1,320,000
	Music Equipment Replacement	50,000
North Andrews Gardens Elementary School	Single Point of Entry	60,000
	Fire Sprinklers	18,000
	Music Equipment Replacement	50,000
North Fork Elementary School	Building Envelope Improvements (Roof, Window, Ext Wall, etc.)	942,000
	Fire Sprinklers	324,000
	HVAC Improvements	667,000
	Music Equipment Replacement	50,000
	School Choice Enhancement	100,000
	CAT 6 Data port Upgrade	24,000
	Wireless Network Upgrade	31,000

* Project expenditures include, but are not limited to, advertising costs during the planning and procurement phase, design costs, construction costs, permitting costs, equipment, and work orders

This is a budget and expenditure activity report, and is not a construction status report. The accompanying introduction and notes are an integral part of this report.



SMART Program Budget Activity Report



Remaining Projects Detail Schedule for Quarter Ended December 31, 2016

GOB Referendum Approved by Voters on 11/4/2014 - 25 Months Since Approval

School	Project	Original Budget
North Lauderdale Elementary School	Fire Alarm	294,000
	HVAC Improvements	120,000
	Fire Sprinklers	795,000
	Building Envelope Improvements (Roof, Window, Ext Wall, etc.)	78,000
	Music Equipment Replacement	50,000
	School Choice Enhancement	100,000
	Technology Infrastructure (Servers, Racks, etc.) Upgrade	66,000
	Wireless Network Upgrade	85,000
	CAT 6 Data port Upgrade	12,000
North Side Elementary School	Building Envelope Improvements (Roof, Window, Ext Wall, etc.)	948,000
	HVAC Improvements	748,000
	Single Point of Entry	60,000
	School Choice Enhancement	100,000
	CAT 6 Data port Upgrade	5,000
	Wireless Network Upgrade	24,000
Nova Blanche Forman Elementary School	Single Point of Entry	195,000
	Music Equipment Replacement	50,000
Nova Dwight D Eisenhower Elementary School	Single Point of Entry	195,000
	Music Equipment Replacement	50,000
	Technology Infrastructure (Servers, Racks, etc.) Upgrade	8,000
	CAT 6 Data port Upgrade	15,000
	Wireless Network Upgrade	73,000
Nova Middle School	Building Envelope Improvements (Roof, Window, Ext Wall, etc.)	1,487,000
	Fire Sprinklers	903,000

* Project expenditures include, but are not limited to, advertising costs during the planning and procurement phase, design costs, construction costs, permitting costs, equipment, and work orders

This is a budget and expenditure activity report, and is not a construction status report. The accompanying introduction and notes are an integral part of this report.



SMART Program Budget Activity Report



Remaining Projects Detail Schedule for Quarter Ended December 31, 2016

GOB Referendum Approved by Voters on 11/4/2014 - 25 Months Since Approval

School	Project	Original Budget
Nova Middle School	Conversion of Existing Space to Music and/or Art Lab(s)	284,000
	Art Room Renovation and Equipment	85,000
	HVAC Improvements	746,000
	Music Equipment Replacement	100,000
	School Choice Enhancement	100,000
Oakland Park Elementary School	Fire Alarm	50,000
	Electrical Improvements	845,000
	Building Envelope Improvements (Roof, Window, Ext Wall, etc.)	975,000
	HVAC Improvements	1,191,000
	Music Equipment Replacement	50,000
Oakridge Elementary School	School Choice Enhancement	100,000
	Music Equipment Replacement	50,000
Olsen Middle School	HVAC Improvements	3,248,000
	Safety / Security Upgrade	206,000
	Single Point of Entry	233,000
	Media Center improvements	203,000
	Building Envelope Improvements (Roof, Window, Ext Wall, etc.)	3,129,000
	Electrical Improvements	268,000
	Fire Sprinklers	19,000
	School Choice Enhancement	100,000
	Technology Infrastructure (Servers, Racks, etc.) Upgrade	54,000
	Wireless Network Upgrade	130,000
Orange Brook Elementary School	CAT 6 Data port Upgrade	15,000
	Music Equipment Replacement	50,000
Oriole Elementary School	Building Envelope Improvements (Roof, Window, Ext Wall, etc.)	813,000

* Project expenditures include, but are not limited to, advertising costs during the planning and procurement phase, design costs, construction costs, permitting costs, equipment, and work orders

This is a budget and expenditure activity report, and is not a construction status report. The accompanying introduction and notes are an integral part of this report.



SMART Program Budget Activity Report



Remaining Projects Detail Schedule for Quarter Ended December 31, 2016

GOB Referendum Approved by Voters on 11/4/2014 - 25 Months Since Approval

School	Project	Original Budget
Oriole Elementary School	Fire Alarm	293,000
	Fire Sprinklers	11,000
	School Choice Enhancement	100,000
Palm Cove Elementary School	Building Envelope Improvements (Roof, Window, Ext Wall, etc.)	1,572,000
	HVAC Improvements	640,000
	School Choice Enhancement	100,000
	Technology Infrastructure (Servers, Racks, etc.) Upgrade	30,000
	CAT 6 Data port Upgrade	21,000
	Wireless Network Upgrade	93,000
	Music Equipment Replacement	50,000
Park Lakes Elementary School	Building Envelope Improvements (Roof, Window, Ext Wall, etc.)	131,000
	Fire Sprinklers	103,000
Park Trails Elementary School	Technology Infrastructure (Servers, Racks, etc.) Upgrade	23,000
Parkway Middle School	Fire Sprinklers	45,000
	HVAC Improvements	1,036,000
	Media Center improvements	337,000
Pasadena Lakes Elementary School	School Choice Enhancement	100,000
	Technology Infrastructure (Servers, Racks, etc.) Upgrade	17,000
	Wireless Network Upgrade	81,000
Pembroke Lakes Elementary School	CAT 6 Data port Upgrade	12,000
	Media Center improvements	277,000
	HVAC Improvements	963,000
	Building Envelope Improvements (Roof, Window, Ext Wall, etc.)	1,020,000
	Fire Alarm	294,000
	School Choice Enhancement	100,000

* Project expenditures include, but are not limited to, advertising costs during the planning and procurement phase, design costs, construction costs, permitting costs, equipment, and work orders

This is a budget and expenditure activity report, and is not a construction status report. The accompanying introduction and notes are an integral part of this report.



SMART Program Budget Activity Report



Remaining Projects Detail Schedule for Quarter Ended December 31, 2016

GOB Referendum Approved by Voters on 11/4/2014 - 25 Months Since Approval

School	Project	Original Budget
Pembroke Pines Elementary School	Safety / Security Upgrade	134,000
	Building Envelope Improvements (Roof, Window, Ext Wall, etc.)	1,062,000
	Electrical Improvements	237,000
	HVAC Improvements	2,195,000
	Media Center improvements	281,000
	Music Equipment Replacement	50,000
	School Choice Enhancement	100,000
Perry, Henry D. Middle School	Technology Infrastructure (Servers, Racks, etc.) Upgrade	9,000
Peters Elementary School	Music Equipment Replacement	50,000
Pine Ridge Education Center	Music Equipment Replacement	50,000
	School Choice Enhancement	100,000
	CAT 6 Data port Upgrade	3,000
	Wireless Network Upgrade	16,000
Pines Middle School	CAT 6 Data port Upgrade	18,000
Pinewood Elementary School	Building Envelope Improvements (Roof, Window, Ext Wall, etc.)	862,000
	HVAC Improvements	122,000
	Media Center improvements	192,000
	Fire Sprinklers	732,000
	Music Equipment Replacement	50,000
	Technology Infrastructure (Servers, Racks, etc.) Upgrade	8,000
	CAT 6 Data port Upgrade	14,000
	Wireless Network Upgrade	90,000
Pioneer Middle School	Building Envelope Improvements (Roof, Window, Ext Wall, etc.)	2,018,000
	HVAC Improvements	4,011,000
	Media Center improvements	633,000

* Project expenditures include, but are not limited to, advertising costs during the planning and procurement phase, design costs, construction costs, permitting costs, equipment, and work orders

This is a budget and expenditure activity report, and is not a construction status report. The accompanying introduction and notes are an integral part of this report.



SMART Program Budget Activity Report



Remaining Projects Detail Schedule for Quarter Ended December 31, 2016

GOB Referendum Approved by Voters on 11/4/2014 - 25 Months Since Approval

School	Project	Original Budget
Pioneer Middle School	Safety / Security Upgrade	86,000
	School Choice Enhancement	100,000
Plantation Elementary School	Music Equipment Replacement	50,000
	School Choice Enhancement	100,000
	Technology Infrastructure (Servers, Racks, etc.) Upgrade	8,000
	CAT 6 Data port Upgrade	12,000
Plantation Middle School	Wireless Network Upgrade	76,000
	School Choice Enhancement	100,000
	Technology Infrastructure (Servers, Racks, etc.) Upgrade	2,000
Plantation Park Elementary School	CAT 6 Data port Upgrade	16,000
	Wireless Network Upgrade	122,000
	Music Equipment Replacement	50,000
	Technology Infrastructure (Servers, Racks, etc.) Upgrade	47,000
Plantation Senior High School	CAT 6 Data port Upgrade	14,000
	Wireless Network Upgrade	58,000
	Technology Infrastructure (Servers, Racks, etc.) Upgrade	9,000
Pompano Beach Elementary School	Track Resurfacing	300,000
	Music Equipment Replacement	50,000
Pompano Beach Senior High School	Single Point of Entry	270,000
Quiet Waters Elementary School	Music Equipment Replacement	50,000
	School Choice Enhancement	100,000
	CAT 6 Data port Upgrade	15,000
	Wireless Network Upgrade	57,000
Ramblewood Elementary School	School Choice Enhancement	100,000
Ramblewood Middle School	Building Envelope Improvements (Roof, Window, Ext Wall, etc.)	2,157,000
	Safety / Security Upgrade	50,000
	Media Center improvements	456,000

* Project expenditures include, but are not limited to, advertising costs during the planning and procurement phase, design costs, construction costs, permitting costs, equipment, and work orders

This is a budget and expenditure activity report, and is not a construction status report. The accompanying introduction and notes are an integral part of this report.



SMART Program Budget Activity Report



Remaining Projects Detail Schedule for Quarter Ended December 31, 2016

GOB Referendum Approved by Voters on 11/4/2014 - 25 Months Since Approval

School	Project	Original Budget
Ramblewood Middle School	HVAC Improvements	222,000
	Electrical Improvements	452,000
	Fire Sprinklers	1,207,000
	School Choice Enhancement	100,000
Rickards, James S. Middle School	School Choice Enhancement	100,000
	Technology Infrastructure (Servers, Racks, etc.) Upgrade	17,000
	CAT 6 Data port Upgrade	7,000
	Wireless Network Upgrade	99,000
Riverglades Elementary School	Building Envelope Improvements (Roof, Window, Ext Wall, etc.)	1,015,000
	Fire Sprinklers	783,000
	HVAC Improvements	578,000
	Fire Alarm	294,000
	School Choice Enhancement	100,000
	Wireless Network Upgrade	43,000
	CAT 6 Data port Upgrade	16,000
Riverland Elementary School	Music Equipment Replacement	50,000
Rock Island Elementary School	Building Envelope Improvements (Roof, Window, Ext Wall, etc.)	983,000
	HVAC Improvements	251,000
	Music Equipment Replacement	50,000
Royal Palm Elementary School	Fire Alarm	294,000
	Single Point of Entry	195,000
	Media Center improvements	190,000
	Fire Sprinklers	758,000
	Building Envelope Improvements (Roof, Window, Ext Wall, etc.)	1,663,000
	HVAC Improvements	728,000

* Project expenditures include, but are not limited to, advertising costs during the planning and procurement phase, design costs, construction costs, permitting costs, equipment, and work orders

This is a budget and expenditure activity report, and is not a construction status report. The accompanying introduction and notes are an integral part of this report.



SMART Program Budget Activity Report



Remaining Projects Detail Schedule for Quarter Ended December 31, 2016

GOB Referendum Approved by Voters on 11/4/2014 - 25 Months Since Approval

School	Project	Original Budget
Royal Palm Elementary School	School Choice Enhancement	100,000
Sanders Park Elementary School	Single Point of Entry	195,000
	Music Equipment Replacement	50,000
Sandpiper Elementary School	Fire Alarm	319,000
	HVAC Improvements	150,000
	Single Point of Entry	195,000
	Music Equipment Replacement	50,000
Sawgrass Elementary School	Music Equipment Replacement	50,000
Sawgrass Springs Middle School	Fire Sprinklers	13,000
	School Choice Enhancement	100,000
Sea Castle Elementary School	Technology Infrastructure (Servers, Racks, etc.) Upgrade	26,000
	CAT 6 Data port Upgrade	20,000
	Wireless Network Upgrade	91,000
Seagull Alternative High School	Building Envelope Improvements (Roof, Window, Ext Wall, etc.)	330,000
	Fire Alarm	252,000
	Fire Sprinklers	392,000
	HVAC Improvements	171,000
	Music Equipment Replacement	50,000
Seminole Middle School	Single Point of Entry	233,000
	Technology Infrastructure (Servers, Racks, etc.) Upgrade	196,000
	CAT 6 Data port Upgrade	9,000
	Wireless Network Upgrade	47,000
Sheridan Hills Elementary School	Music Equipment Replacement	50,000
	School Choice Enhancement	100,000
	CAT 6 Data port Upgrade	8,000
	Wireless Network Upgrade	60,000
Sheridan Park Elementary School	Music Equipment Replacement	50,000

* Project expenditures include, but are not limited to, advertising costs during the planning and procurement phase, design costs, construction costs, permitting costs, equipment, and work orders

This is a budget and expenditure activity report, and is not a construction status report. The accompanying introduction and notes are an integral part of this report.



SMART Program Budget Activity Report



Remaining Projects Detail Schedule for Quarter Ended December 31, 2016

GOB Referendum Approved by Voters on 11/4/2014 - 25 Months Since Approval

School	Project	Original Budget
Silver Lakes Elementary School	HVAC Improvements	156,000
	Building Envelope Improvements (Roof, Window, Ext Wall, etc.)	588,000
	School Choice Enhancement	100,000
Silver Palms Elementary School	Wireless Network Upgrade	47,000
	CAT 6 Data port Upgrade	7,000
Silver Ridge Elementary School	Building Envelope Improvements (Roof, Window, Ext Wall, etc.)	207,000
	HVAC Improvements	1,751,000
	Music Equipment Replacement	50,000
Silver Shores Elementary School	School Choice Enhancement	100,000
	Building Envelope Improvements (Roof, Window, Ext Wall, etc.)	890,000
	HVAC Improvements	144,000
	Technology Infrastructure (Servers, Racks, etc.) Upgrade	30,000
	CAT 6 Data port Upgrade	8,000
South Broward Senior High School	Wireless Network Upgrade	74,000
	Fire Sprinklers	48,000
	Weight Room Renovation	121,000
	STEM Lab improvements	462,000
	Single Point of Entry	270,000
	Safety / Security Upgrade	242,000
	HVAC Improvements	1,117,000
	Building Envelope Improvements (Roof, Window, Ext Wall, etc.)	2,290,000
	ADA renovations related to educational adequacy	25,000
	Electrical Improvements	1,498,000
School Choice Enhancement	100,000	
Wireless Network Upgrade	160,000	

* Project expenditures include, but are not limited to, advertising costs during the planning and procurement phase, design costs, construction costs, permitting costs, equipment, and work orders

This is a budget and expenditure activity report, and is not a construction status report. The accompanying introduction and notes are an integral part of this report.



SMART Program Budget Activity Report



Remaining Projects Detail Schedule for Quarter Ended December 31, 2016

GOB Referendum Approved by Voters on 11/4/2014 - 25 Months Since Approval

School	Project	Original Budget
South Broward Senior High School	CAT 6 Data port Upgrade	21,000
South Plantation Senior High School	Single Point of Entry	540,000
Stephen Foster Elementary School	Music Equipment Replacement	50,000
	CAT 6 Data port Upgrade	18,000
	Wireless Network Upgrade	64,000
Stirling Elementary School	HVAC Improvements	764,000
	Building Envelope Improvements (Roof, Window, Ext Wall, etc.)	1,457,000
	Music Equipment Replacement	50,000
	School Choice Enhancement	100,000
Sunland Park Academy	Fire Alarm	294,000
	Building Envelope Improvements (Roof, Window, Ext Wall, etc.)	204,000
	Music Equipment Replacement	50,000
	School Choice Enhancement	100,000
Sunrise Middle School	Safety / Security Upgrade	81,000
	Single Point of Entry	233,000
	Building Envelope Improvements (Roof, Window, Ext Wall, etc.)	2,071,000
	Electrical Improvements	424,000
	Fire Sprinklers	12,000
	HVAC Improvements	118,000
	School Choice Enhancement	100,000
	CAT 6 Data port Upgrade	22,000
	Wireless Network Upgrade	110,000
Sunset Lakes Elementary School	Building Envelope Improvements (Roof, Window, Ext Wall, etc.)	853,000
	HVAC Improvements	358,000
	Technology Infrastructure (Servers, Racks, etc.) Upgrade	9,000

* Project expenditures include, but are not limited to, advertising costs during the planning and procurement phase, design costs, construction costs, permitting costs, equipment, and work orders

This is a budget and expenditure activity report, and is not a construction status report. The accompanying introduction and notes are an integral part of this report.



SMART Program Budget Activity Report



Remaining Projects Detail Schedule for Quarter Ended December 31, 2016

GOB Referendum Approved by Voters on 11/4/2014 - 25 Months Since Approval

School	Project	Original Budget
Sunshine Elementary School	Single Point of Entry	60,000
Taravella, J.P. Senior High School	Single Point of Entry	540,000
Tedder Elementary School	HVAC Improvements	994,000
	PE/Athletic Improvements	14,000
	Fire Sprinklers	215,000
	Fire Alarm	294,000
	Building Envelope Improvements (Roof, Window, Ext Wall, etc.)	1,671,000
Tequesta Trace Middle School	Music Equipment Replacement	50,000
	Fire Sprinklers	15,000
	Single Point of Entry	233,000
	Technology Infrastructure (Servers, Racks, etc.) Upgrade	166,000
	CAT 6 Data port Upgrade	16,000
The Quest Center	Wireless Network Upgrade	56,000
	Safety / Security Upgrade	84,000
	Fire Alarm	377,000
	Single Point of Entry	90,000
	HVAC Improvements	934,000
	Electrical Improvements	293,000
	Music Equipment Replacement	50,000
	School Choice Enhancement	100,000
Thurgood Marshall Elementary School	Wireless Network Upgrade	54,000
	Music Equipment Replacement	50,000
Tradewinds Elementary School	Single Point of Entry	195,000
Tropical Elementary School	Building Envelope Improvements (Roof, Window, Ext Wall, etc.)	55,000
	HVAC Improvements	166,000
	Fire Alarm	252,000

* Project expenditures include, but are not limited to, advertising costs during the planning and procurement phase, design costs, construction costs, permitting costs, equipment, and work orders

This is a budget and expenditure activity report, and is not a construction status report. The accompanying introduction and notes are an integral part of this report.



SMART Program Budget Activity Report



Remaining Projects Detail Schedule for Quarter Ended December 31, 2016

GOB Referendum Approved by Voters on 11/4/2014 - 25 Months Since Approval

School	Project	Original Budget
Tropical Elementary School	Fire Sprinklers	33,000
	Music Equipment Replacement	50,000
	School Choice Enhancement	100,000
	Technology Infrastructure (Servers, Racks, etc.) Upgrade	66,000
	Wireless Network Upgrade	76,000
	CAT 6 Data port Upgrade	8,000
Village Elementary School	Building Envelope Improvements (Roof, Window, Ext Wall, etc.)	81,000
	Single Point of Entry	195,000
	Media Center improvements	175,000
	HVAC Improvements	150,000
	Fire Sprinklers	304,000
	Fire Alarm	293,000
	Music Equipment Replacement	50,000
	School Choice Enhancement	100,000
Walker Elementary School	Fire Alarm	294,000
	HVAC Improvements	917,000
	Building Envelope Improvements (Roof, Window, Ext Wall, etc.)	380,000
	Music Equipment Replacement	50,000
Watkins Elementary School	Single Point of Entry	60,000
	Technology Infrastructure (Servers, Racks, etc.) Upgrade	9,000
Welleby Elementary School	Single Point of Entry	195,000
	Music Equipment Replacement	50,000
West Broward High School	Track Resurfacing	300,000
West Hollywood Elementary School	Music Equipment Replacement	50,000
	CAT 6 Data port Upgrade	12,000
	Wireless Network Upgrade	27,000

* Project expenditures include, but are not limited to, advertising costs during the planning and procurement phase, design costs, construction costs, permitting costs, equipment, and work orders

This is a budget and expenditure activity report, and is not a construction status report. The accompanying introduction and notes are an integral part of this report.



SMART Program Budget Activity Report



Remaining Projects Detail Schedule for Quarter Ended December 31, 2016

GOB Referendum Approved by Voters on 11/4/2014 - 25 Months Since Approval

School	Project	Original Budget
Westchester Elementary School	Building Envelope Improvements (Roof, Window, Ext Wall, etc.)	182,000
	Media Center improvements	208,000
	HVAC Improvements	323,000
	Electrical Improvements	263,000
	Fire Sprinklers	772,000
	School Choice Enhancement	100,000
Westglades Middle School	Technology Infrastructure (Servers, Racks, etc.) Upgrade	215,000
	CAT 6 Data port Upgrade	25,000
Westpine Middle School	Single Point of Entry	233,000
	Technology Infrastructure (Servers, Racks, etc.) Upgrade	9,000
	CAT 6 Data port Upgrade	17,000
Westwood Heights Elementary School	Wireless Network Upgrade	119,000
	Building Envelope Improvements (Roof, Window, Ext Wall, etc.)	982,000
	Media Center improvements	110,000
	HVAC Improvements	628,000
Whispering Pines Education Center	Music Equipment Replacement	50,000
	Single Point of Entry	270,000
	Wireless Network Upgrade	33,000
Wilton Manors Elementary School	Music Equipment Replacement	50,000
	CAT 6 Data port Upgrade	16,000
	Wireless Network Upgrade	24,000
Wingate Oaks Center	Music Equipment Replacement	50,000
	School Choice Enhancement	100,000
Young, Virginia Shuman Elementary School	Music Equipment Replacement	50,000

* Project expenditures include, but are not limited to, advertising costs during the planning and procurement phase, design costs, construction costs, permitting costs, equipment, and work orders

This is a budget and expenditure activity report, and is not a construction status report. The accompanying introduction and notes are an integral part of this report.



SMART Program Budget Activity Report



Remaining Projects Detail Schedule for Quarter Ended December 31, 2016

GOB Referendum Approved by Voters on 11/4/2014 - 25 Months Since Approval

School	Project	Original Budget
Young, Virginia Shuman Elementary School	Technology Infrastructure (Servers, Racks, etc.) Upgrade	43,000
	CAT 6 Data port Upgrade	20,000
	Wireless Network Upgrade	64,000
Young, Walter C. Middle School	Replacement of building 1	252,000
	Building Envelope Improvements (Roof, Window, Ext Wall, etc.)	3,011,000
	HVAC Improvements	5,805,000
	Media Center improvements	145,000
	School Choice Enhancement	100,000
	Technology Infrastructure (Servers, Racks, etc.) Upgrade	182,000
	CAT 6 Data port Upgrade	19,000
	Wireless Network Upgrade	71,000

* Project expenditures include, but are not limited to, advertising costs during the planning and procurement phase, design costs, construction costs, permitting costs, equipment, and work orders

This is a budget and expenditure activity report, and is not a construction status report. The accompanying introduction and notes are an integral part of this report.



SMART Program Budget Activity Report



Remaining Projects Detail Schedule for Quarter Ended December 31, 2016

GOB Referendum Approved by Voters on 11/4/2014 - 25 Months Since Approval

Original Budget

Total

\$ 256,524,435

* Project expenditures include, but are not limited to, advertising costs during the planning and procurement phase, design costs, construction costs, permitting costs, equipment, and work orders

This is a budget and expenditure activity report, and is not a construction status report. The accompanying introduction and notes are an integral part of this report.







Section 6

Supplier Diversity Outreach Program

Maurice Woods, Chief Strategy & Operations Officer

EXECUTIVE SUMMARY

The Supplier Diversity & Outreach Program (SDOP) continues to be a cornerstone of the SMART Program. SDOP provides significant involvement in the process including, but not limited to:

- Minority/Women Business Enterprise (M/WBE) Certification
- Scoring M/WBE Participation in Proposals
- Participating as a Member of the Qualification Selection Evaluation Committee (QSEC), Evaluating and Scoring Proposals
- Monitoring Each Project and Contract for Compliance

As a part of the SMART Program FY17 Q2, SDOP participated in 18 QSEC Evaluation Committee Meetings and respectively scored 103 proposals. The FY17 Q2 SDOP Update includes the following:

- M/WBE Report
- Pre-Qualification Report
- M/WBE Outreach Report
- SDOP Program Metrics
- M/WBE Bond Report
- 2016 Construction M/WBE Breakdown by Project Type
- M/WBE SMART Spend up to FY17 Q2

Procurement & Warehousing Services is working with the Capital Budget Department to identify and analyze non-construction data related to the SMART Program.

In addition to specific SMART activities, SDOP continued the Implementation Phase of the Disparity Study and made key strides towards the adoption of a new Supplier Diversity Outreach Program Policy 3330. The new program is designed to provide increased opportunities for underutilized business to do business with Broward County Public Schools (BCPS); provide increased preferences to Small/Minority/Women Business Enterprises (S/M/WBEs); and Create jobs and career opportunities for local residents.

During FY17 Q2 of the SMART Program, the School Board engaged in a series of Workshops to review and discuss the draft proposed new Supplier Diversity Outreach Program Policy 3330.

PROCUREMENT & WAREHOUSING SERVICES

M/WBE REPORT

M/WBE PROGRAM AS OF 12/7/2016 ACTIVE CERTIFIED COMPANIES

TOTAL Number OF M/WBE CERTIFIED COMPANIES **702**

Companies By Industry

Commodities (Supplies)	102
Construction	197
Professional Services	212
Business Services	310
Grand Total *	821

* The total number does not match with the total number of certified companies, because there may be companies that provide services/goods for more than one business category, generating duplicated records.

M/WBE PROGRAM ACTIVITY

	2015-2016	9/28/2016 Report	12/7/2016 Report	Fiscal Year To Date
Approved Certification Applications	115	5	25	48
Approved Re-certification Applications	107	2	17	28
Total Approved	222	7	42	76
Denied Applications	6	0	2	3
Total Applications Processed	228	7	44	79
In the Queue				
Applications Pending Review	13	32	40	
Applications Pending Additional Information	36	45	58	
Total Application in the Queue	49	77	98	

M/WBE CERTIFICATIONS & RE-CERTIFICATIONS

Companies by Ethnicity/Gender

	Female	Male	Total	%
African American	101	150	251	36%
Asian American	22	31	53	8%
Hispanic American	92	128	220	31%
White American	178	N/A	178	25%
Grand Total	393	309	702	
%	56%	44%		

Prepared on 12/7/2016

PROCUREMENT & WAREHOUSING SERVICES

PRE-QUALIFICATION REPORT

PRE-QUALIFIED CONTRACTORS AS OF 12/7/2016

TOTAL No. OF PRE-QUALIFIED CONTRACTORS **147**

Companies by License

Broward County 3E (Paving & Sealcoating)	1	State Elevator	3
Broward County Fence Erection	1	State Certified Specialty Contractor	1
Broward County Painting Interior/Exterior	2	State Certified Electrical (Including Fire Alarm)	5
Certificate of Competency Fire Protection (Excluding Fire Alarm)	1	State Fire Alarm System Contractor I	1
Class A Air-Conditioning	4	State Fire Sprinkler System Contractor I	2
Class B Air-Conditioning	1	State Fire Sprinkler System Contractor II	1
Concrete Placing & Finishing	1	State General	81
Liquefied Petroleum Gas Installer	1	State Mechanical	14
Pollutant Storage System	1	State Mechanical (Test & Balance)	1
State Alarm System Contractor I	4	State Paving	1
State Asbestos	3	State Roofing	13
State Building	5	State Specialty Electrical	2
State Certified Air-Conditioning	1	Test & Balance Class A Smoke Control	1
State Certified Electrical	4		
State Plumbing	1		

Grand Total * **157**

* The total number does not match with the total number of pre-qualified contractors, because a company may be pre-qualified under multiple licenses, generating duplicated records.

PRE-QUALIFICATION PROCESS ACTIVITY

	2015-2016	9/28/2016 Report	12/7/2016 Report	Fiscal Year To Date
Approved Certification Applications	32	3	18	31
Approved Re-Certification Applications	107	14	17	61
Approved Request to Increase Limits	7	0	1	2
Total Approved	146	17	36	94
Applications Recommended to Not Certify	0	0	0	1
Total Applications Processed	146	17	36	95
Revoked Contractors (No response of Renewal Notice within 30 Days)	8	4	1	8

PRE-QUALIFIED M/WBE CONTRACTORS

Companies by Ethnicity/Gender

	Female	Male	Total	
African American	2	8	10	29%
Asian American	0	0	0	0%
Hispanic American	4	15	19	54%
White American	6	N/A	6	17%
Grand Total	12	23	35	
%	34%	66%		

Prepared on 12/1/2016

**Broward County Public Schools (BCPS)
Procurement & Warehousing Services Department
Supplier Diversity & Outreach Program
Outreach Events Report - December 2016**

BCPS Event	Date	Time	Description	Role	Location	Attendees					
						Prospective Pre-Qualified Contractors	Prospective M/WBE Vendors	Pre-Qualified Contractors	Certified M/WBE Vendors	SBBC Staff	Total
No	July 20, 2016	5:00 PM - 7:00 PM	Stiles Construction & Construction Association of South Florida Present: SPEED NETWORKING	Networking	FL Lauderdale, FL	0	4	1	1	1	7
No	August 8, 2016	10:00 AM - 11:30 AM	Florida State Minority Supplier Development Council (FSMSDC) MBDA Partner Meeting	Networking	Miami, FL	1	0	0	1	1	3
Yes	August 18, 2016	9:00 AM - 10:00 AM	Back to School with SAP Training	Training	Sunrise, FL	0	0	0	0	171	171
No	August 25, 2016	3:00 PM - 5:00 PM	South Florida Business Conference	Networking	FL Lauderdale, FL	0	35	0	0	2	37
Yes	September 12, 2016	12:00 PM - 2:00 PM	Supplier Diversity & Outreach Program "Meet the Prime Lunch-n-Learn" Workshop, sponsored by Munnix Construction Management, LLC of/a MCM	Business Matchmaker	Sunrise, FL	0	18	1	7	3	28
No	September 23, 2016	7:00 AM - 5:00 PM	Palm Beach Partners Business Matchmaker Conference and Expo	Business Matchmaker	West Palm Beach, FL	0	39	2	3	2	53
Yes	September 23, 2016	2:00 PM - 5:00 PM	Seminar / Kickoff Meeting for Technical and Business Management Training in partnership with Florida Department of Transportation (FDOT) 5-Day Course	Business Development Training	Sunrise, FL	0	7	0	3	2	12
Yes	October 14, 2016	8:00 AM - 4:00 PM	Technical and Business Management courses in partnership with Florida Department of Transportation (FDOT) Course 1 & 2	Business Development Training	Sunrise, FL	1	11	1	4	1	16
Yes	October 21, 2016	8:00 AM - 4:00 PM	Technical and Business Management courses in partnership with Florida Department of Transportation (FDOT) Course 3	Business Development Training	Sunrise, FL	1	11	1	4	1	16

Total # of Events Fiscal Year To Date **17**

**Broward County Public Schools (BCPS)
Procurement & Warehousing Services Department
Supplier Diversity & Outreach Program
Outreach Events Report - December 2016**

BCPS Event	Date	Time	Description	Role	Location	Attendees					
						Prospective Pre-Qualified Contractors	Prospective M/WBE Vendors	Pre-Qualified Contractors	Certified M/WBE Vendors	CBBC Staff	Total
No	October 21, 2016	8:30 AM - 3:00 PM	International Career and Business Alliance, Inc. (ICABA) Business Forum	Exhibit	Ft. Lauderdale, FL	0	29	1	1	1	32
Yes	October 28, 2016	8:00 AM - 4:00 PM	Technical and Business Management courses in partnership with Florida Department of Transportation (FDOT) Course 4	Business Development Training	Sunrise, FL	0	14	1	4	1	19
Yes	10/31/2016	10:00 AM - 1:00 PM	Contractor Pre-Qualification Outreach Event	Training	Ft. Lauderdale, FL	30	19	2	7	12	41
Yes	November 2, 2016 (Rescheduled from October 27, 2016)	9:00 PM - 12:00 PM	How to be a Responsive Bidder Workshop in Partnership with Smith, Carme & Hancock	Training	Sunrise, FL	0	5	0	8	3	16
Yes	November 4, 2016	8:00 AM - 4:00 PM	Technical and Business Management courses in partnership with Florida Department of Transportation (FDOT) Course 5	Business Development Training	Sunrise, FL	0	13	1	4	1	18
No	November 4, 2016	8:30 AM - 9:30 AM	Cooper Construction Management and Mongard Contractor Meet & Greet	Business Matchmaker	W. Palm Beach	0	32	0	6	4	42
No	November 15, 2016	6:00 PM - 8:00 PM	Minority Builders Coalition	Networking	Ft. Lauderdale, FL	10	10	0	7	1	28
Yes	November 18, 2016	9:00 AM - 12:00 PM	Explore Options for Bonding Workshop in Partnership with The Nelson, Mosser and Associates	Business Development Training	Sunrise, FL	0	2	1	1	2	6

Total # of Events Fiscal Year To Date 17

**Broward County Public Schools (BCPS)
Procurement & Warehousing Services Department
Supplier Diversity & Outreach Program
Outreach Events Report - December 2016**

BCPS Event	Date	Time	Description	Role	Location	Attendees					
						Prospective Pre-Qualified Construction	Prospective M/WBE Vendors	Pre-Qualified Contractors	Certified M/WBE Vendors	SBBC Staff	Total
Yes	January 27, 2017	12:00 PM - 2:00 PM	Supplier Diversity & Outreach Program "Meet the Prime Lunch-Learn" Workshop, sponsored by Thomson Construction Company, LLC.	Business Matchmaker	Sunrise, FL						
Yes	February 24, 2017	12:00 PM - 2:00 PM	Supplier Diversity & Outreach Program "Meet the Prime Lunch-Learn" Workshop, sponsored by Gilbane Building Company.	Business Matchmaker	Sunrise, FL						
Yes	March 15, 2017	1:00 PM - 4:00 PM	Seminar / Kickoff Meeting for Technical and Business Management (FDOT) 5-Day Course	Business Development Training	Sunrise, FL						
Yes	March 24, 2017	12:00 PM - 2:00 PM	Business Matchmaker in Partnership with The Blue Book Building & Construction Network	Business Matchmaker	Sunrise, FL						
Yes	March 29, 2017	8:00 AM - 4:00 PM	Technical and Business Management courses in partnership with Florida Department of Transportation (FDOT) Course 1	Business Development Training	Sunrise, FL						
No	March 31, 2017	12:00 PM - 5:00 PM	Florida State Minority Supplier Development Council (FSMSDC) 32nd Annual Business Expo	Business Matchmaker	Ft. Lauderdale, FL						
Yes	April 5, 2017	8:00 AM - 4:00 PM	Technical and Business Management courses in partnership with Florida Department of Transportation (FDOT) Course 2	Business Development Training	Sunrise, FL						
Yes	April 12, 2017	8:00 AM - 4:00 PM	Technical and Business Management courses in partnership with Florida Department of Transportation (FDOT) Course 3	Business Development Training	Sunrise, FL						
Yes	April 19, 2017	8:00 AM - 4:00 PM	Technical and Business Management courses in partnership with Florida Department of Transportation (FDOT) Course 4	Business Development Training	Sunrise, FL						
Yes	April 21, 2017	12:00 PM - 2:00 PM	Supplier Diversity & Outreach Program "Meet the Prime Lunch-Learn" Workshop, sponsored by Mergentz Group Inc and Cooper Construction Management and Construction, LLC.	Business Matchmaker	Sunrise, FL						

Total # of Events Fiscal Year To Date **17**

**Broward County Public Schools (BCPS)
Procurement & Warehousing Services Department
Supplier Diversity & Outreach Program
Outreach Events Report - December 2016**

BCPS Event	Date	Time	Description	Role	Location	Attendees						
						Prospective Pre-Qualified Contractors	Prospective M/WBE Vendors	Pre-Qualified Contractors	Certified M/WBE Vendors	SBBC Staff	Total	
Yes	April 26, 2017	8:00 AM - 4:00 PM	Technical and Business Management courses in partnership with Florida Department of Transportation (FDOT) Course 5	Business Development Training	Sunrise, FL							
Yes	May 26, 2017	12:00 PM - 2:00 PM	Supplier Diversity & Outreach Program "Meet the Prime Lunch-Learn" Workshop, sponsored by F.H. Paschen, S.N. Nelson Associates d/oya FHP Technics Corp.	Business Matchmaker	Sunrise, FL							
Yes	June 15, 2017	12:00 PM - 2:00 PM	Supplier Diversity & Outreach Program "Meet the Prime Lunch-Learn" Workshop, sponsored by Current Builders, Inc.	Business Matchmaker	Sunrise, FL							
Total # of Events Fiscal Year To Date						17	43	249	12	61	209	545

Metrics FY17 Q2**OUTREACH EVENTS**

- # of Workshops - 9
- # of Trade Shows/Expos - 1
- # of Newspaper/Radio "Impressions" - 0

Total Outreach Events - 10**MINORITY/WOMEN BUSINESS ENTERPRISE PROGRAM ACTIVITY**

- # of Certifications - 34
- # of Re-Certifications – 24
- Denials - 3

Total M/WBE Program Activity - 61**CONTRACTOR PRE-QUALIFICATION**

- # of Certifications - 21
- # of Re-Certifications – 31 Increase Limits – 1

Total Contractor Pre-Qualification Activity - 53**CONTRACT COMPLIANCE**

- # of Contracts with M/WBE Participation - 19
- # of M/WBEs Utilized - TBD
- % of M/WBE Commitment – 60%
- \$ Amount of M/WBE Commitment - \$2,513,715.00
- \$ Amount of Prime Payments - TBD
- \$ Amount of M/WBE Payments - TBD
- % of M/WBE Utilization – TBD

**Note: Contract Compliance totals related to Design and Construction*

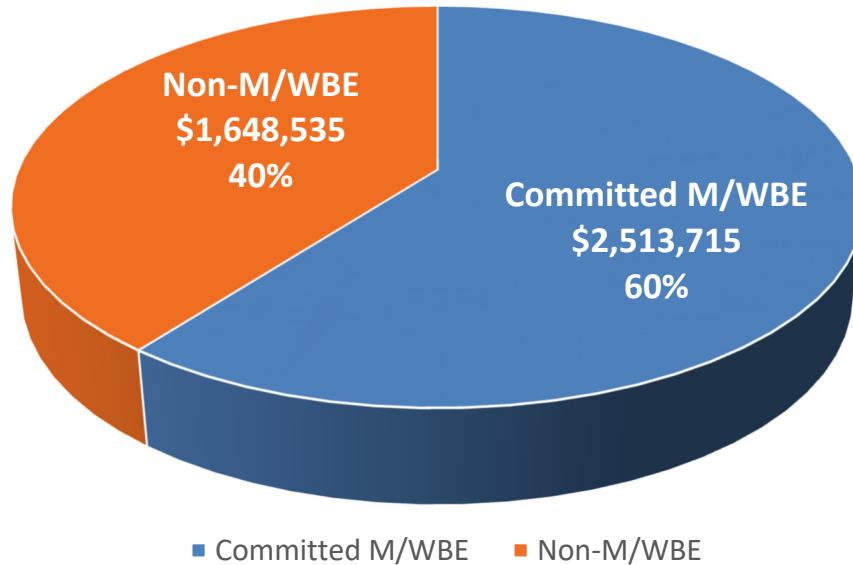
M/WBE BOND REPORT FY17 Q2								
School Name	Project Type	Prime Vendor	M/WBE Prime	Contract Amount	M/WBE Commitment %	M/WBE Amount		
Annabel C. Perry Elementary	Professional Design Services	Jorge A. Gutierrez Architect, LLC	YES	\$ 184,500.00	100.0%	\$ 184,500.00		
Blanche Ely Senior High	Construction Manager at Risk	The Morganli Group, Inc.	NO	\$ 99,000.00	25%	\$ 24,500.00		
Central Park Elementary	Professional Design Services	CSA Central, Inc.	NO	\$ 305,000.00	25%	\$ 76,250.00		
Dillard 6-12	Professional Design Services	Sol-ARCH, Inc.	YES	\$ 240,000.00	100.0%	\$ 240,000.00		
Eagle Ridge Elementary	Professional Design Services	The Tamara Peacock Company Architects of Florida, Inc.	YES	\$ 133,000.00	65.0%	\$ 86,450.00		
Fairway Elementary	Professional Design Services	Nyarka Architectural Group, Inc.	YES	\$ 279,000.00	100%	\$ 279,000.00		
Hawkes Bluff Elementary	Professional Design Services	Sol-ARCH, Inc.	YES	\$ 198,000.00	100%	\$ 198,000.00		
Hollywood Park Elementary	Professional Design Services	CSA Central, Inc.	NO	\$ 240,000.00	25%	\$ 60,000.00		
Lauderdale Manor	Professional Design Services	CSA Central, Inc.	NO	\$ 188,000.00	25%	\$ 47,000.00		
Miami Elementary	Professional Design Services	The Tamara Peacock Company Architects of Florida, Inc.	YES	\$ 241,000.00	65.0%	\$ 156,650.00		
New River Middle	Professional Design Services	Crain Atlanta's Engineering	NO	\$ 140,000.00	25%	\$ 35,000.00		
Northeast Senior High	Construction Manager at Risk	Gilbane Building Company	NO	\$ 125,000.00	25%	\$ 31,250.00		
Oakridge Elementary	Professional Design Services	Nyarka Architectural Group, Inc.	YES	\$ 259,000.00	100.0%	\$ 259,000.00		

M/WBE BOND REPORT FY17 Q2							
School Name	Project Type	Prime Vendor	M/WBE Prime	Contract Amount	M/WBE Commitment %	M/WBE Amount	
Parkway Middle School	Professional Design Services	Crain Atlantis Engineering	NO	\$ 190,000.00	25.0%	\$ 47,500.00	
Pompano Beach Elementary	Professional Design Services	Williamson Dacar Associates, Inc.	NO	\$ 318,000.00	47.2%	\$ 150,177.00	
Pompano Beach Middle	Professional Design Services	Nyarko Architectural Group, Inc.	YES	\$ 510,000.00	100.0%	\$ 510,000.00	
Sea Castle Elementary	Professional Design Services	Crain Atlantis Engineering	NO	\$ 183,000.00	25.0%	\$ 45,750.00	
Stranahan Senior High	Construction Manager at Risk	Gilbane Building Company	NO	\$ 138,750.00	25%	\$ 34,688.00	
Tamarac Elementary	Professional Design Services	Crain Atlantis Engineering	NO	\$ 192,000.00	25.0%	\$ 48,000.00	
				\$ 4,162,250.00	60%	\$ 2,513,715.00	

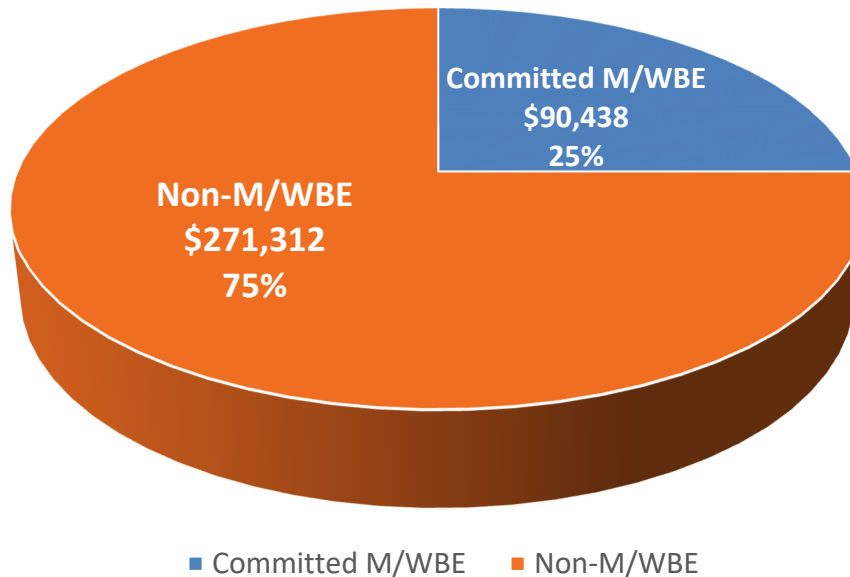
2016 CONSTRUCTION M/WBE BREAKDOWN BY PROJECT TYPE

Calculations based on number reported as of December 31, 2016

**PROFESSIONAL DESIGN SERVICES
TOTAL AWARDED: \$4,162,250
TOTAL M/WBE COMMITMENT: \$2,513,715**



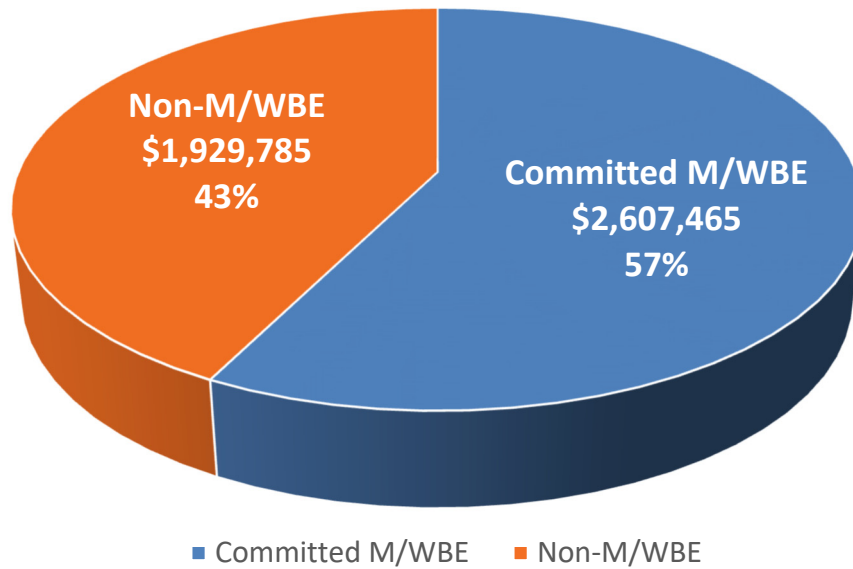
**CONSTRUCTION MANAGER AT RISK
TOTAL AWARDED: \$361,750
TOTAL M/WBE COMMITMENT: \$90,438**



2016 CONSTRUCTION M/WBE BREAKDOWN BY PROJECT TYPE

Calculations based on number reported as of December 31, 2016

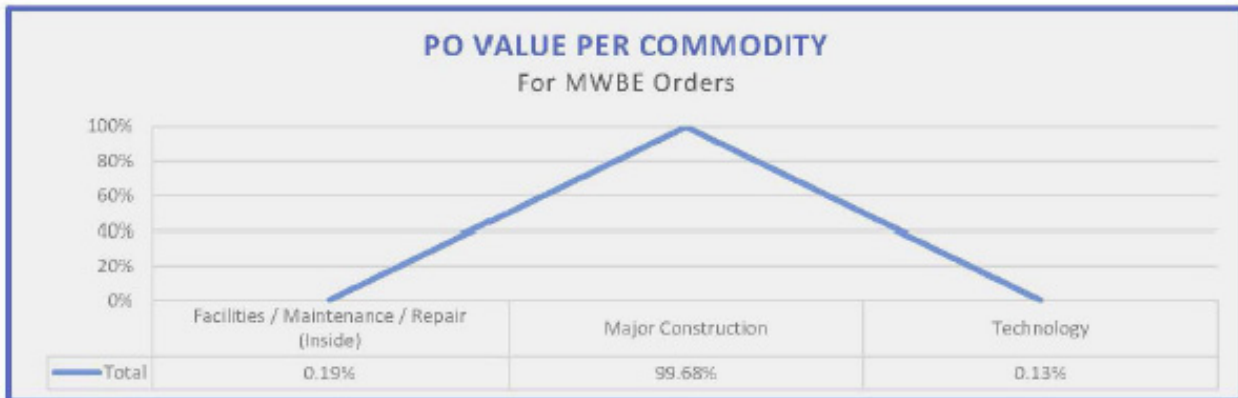
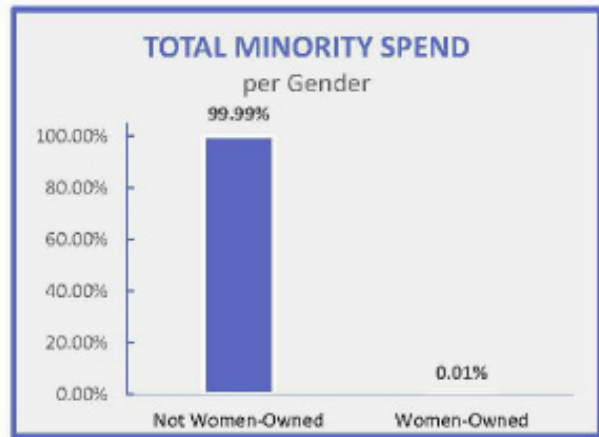
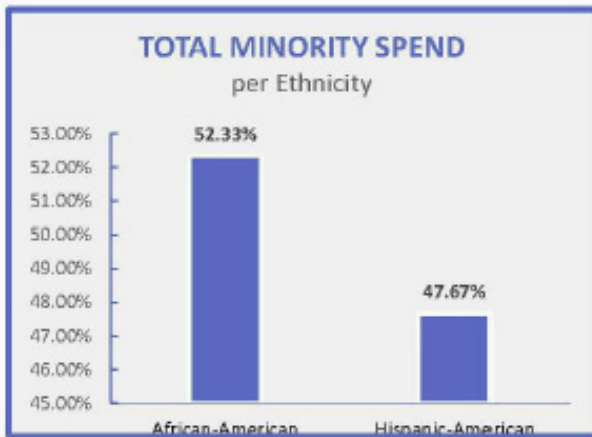
**PROFESSIONAL DESIGN SERVICES
TOTAL COMBINED AWARD: \$4,537,250
TOTAL NON-M/WBE: \$1,929,785
TOTAL M/WBE COMMITMENT: \$2,607,465**



M/WBE SPEND UP TO FY17 Q2

VALUE OF PURCHASE ORDERS ISSUED TO MWBE FIRMS PER SMART CATEGORY
Reporting Period FY2015 - FY17 Q2

S	M	A	R	T
\$0.00	\$0.00	\$0.00	\$5,232,093.08	\$0.00





Section 7

Communications

COMMUNICATIONS EXECUTIVE SUMMARY

During the quarter ending December 31, 2016, the SMART Communications team, Heery International, the Atkins Team, the Office of Facilities & Construction (OF&C), the Public Information Office (PIO) and other key stakeholders began implementing a comprehensive communications plan to promote the SMART Initiative and its progress as its various programs build momentum.

The SMART Facilities Communications posted several tweets a week to spotlight program accomplishments, including completed School Choice Enhancement Program projects and ongoing Single Point of Entry (SPE) updates.

In this quarter, the team stepped up its efforts to communicate with school principals. The School Principal Notifications are now a key means of giving our principals news about SMART project milestones that occur at their schools every time they Board approves a related item. The information will help school administrators speak more knowledgeably about ongoing improvements that affect their facilities. Our notification process begins every time the school board approves a new phase of a SMART project. Within 48 hours, the principal of an impacted school receives a congratulatory memo from OF&C detailing the board's decision and the resulting SMART program milestone. To date, we have sent notifications to more than two dozen schools, and we are excited about the potential of this new tool.

To publicize our accomplishments to the wider audience, the team has developed material regarding the progress of the SMART Initiative for Superintendent Robert Runcie, OF&C Chief Leo Bobadilla and other district officials to present to community organizations. Initiative updates have been made to a wide range of groups, including the Community Foundation of Broward, City of Parkland and the Weston Rotary Club.

The team also developed and is in the process of launching a series of draft "In the Loop" newsletters, a bi-weekly column about SMART updates from Leo Bobadilla of the Office of Facilities & Construction. The column is scheduled to be reviewed by the Public Information Office, and once approved will be distributed to the public.

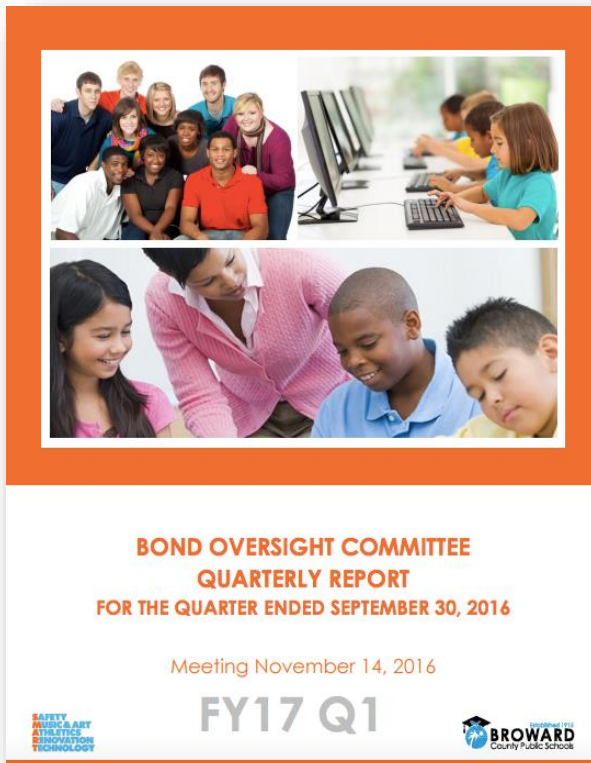
The communication plan consists of a tool kit comprised of materials designed for consistency of message yet offering the flexibility to tailor materials to diverse audience that makes up the District constituency including parents, principals, District staff, business community, community leaders, municipalities, and the public at large. The communications tool kit includes but is certainly not limited to:

- Weekly Tweets of newsworthy SMART accomplishments
- Monthly SMART update
- Updates to municipalities
- Presentations and participation in business and community meetings
- Ongoing communications with Principals and the school community

BOC REPORT CONSOLIDATION

The Communications Team completed a major change during the last quarter of 2016 in the reporting mechanism of the SMART Initiative by consolidating the information into one complete presentation in the Bond Oversight Committee report.

Previously, information regarding Technology School Board of Broward County Schools, Technology Charter Schools, Music & Art Equipment, Facilities Construction, Budget Activity, MWBE and Communications were presented in separate binders to the board. The new process ensures that SMART Initiative updates are easier to understand and effectively communicated to the public.



**BOND OVERSIGHT COMMITTEE
QUARTERLY REPORT
FOR THE QUARTER ENDED SEPTEMBER 30, 2016**

Meeting November 14, 2016

FY17 Q1

**SAFETY
MUSIC & ART
ATHLETICS
RENOVATION
TECHNOLOGY**

BROWARD
County Public Schools



SMART Program

BOND OVERSIGHT COMMITTEE MEETING
November 14, 2016

HEERY

BROWARD
County Public Schools

ATKINS

COMMUNICATIONS BY THE NUMBERS

This past quarter, the communication team has focused on designing, producing and implementing some of these key communication strategies and materials.

- 1 School Choice Informational Flyer
- 3 SMART Updates (*Last Reported: 2*)
- 16 Principal Board Approval Notifications
- 15 Outreach Events (*Last Reported: 12*)
 - 5 Business Community (*Last Reported: 5*)
 - 5 Municipalities (*Last Reported: 4*)
 - 5 School & Other Communities (*Last Reported: 3*)
- 14 Twitter Posts (*Last Reported: 22*)

OF&C Upcoming Events					SMART Presentations				
Date	Time	Organization	Target Audience	Presenter	Duration	Tools	Topic of Interest	Outreach	
Oct-5	7:00 AM	The Broward Workshop	Business leaders	- Superintendent	10 mins	- PowerPoint - SMART Update	- SMART Progress - Schedule/Timeline - Financial update		
Oct-13	12:00 PM	Tower Club in Ft. Lauderdale	Business leaders	- Superintendent	1 hour	- PowerPoint - Talking points - SMART Update	- Economic development/MWBE - Community Outreach - SMART Progress		
Oct-19	7:00 AM	Education Youth Advisory Committee Broward Workshop	Business leaders	- OF&C - Leo Bohadilla - Strategic Plan - Maurice Woods - Charter Schools - Leslie Brown - Academics - Dan Gold - Technology - Doreen	30 mins	- PowerPoint - SMART Update	- SMART Progress - Schedule/Timeline - Financial update		
Oct-21	10:45 AM	ICABA Business Forum	Design/Contractor Community	- Strategic Plan - Maurice Woods	10 mins	- Talking points - SMART Update	- Economic development/MWBE - SMART Progress - Procurement forecast & opportunities		
Oct-25	8:30 AM	Community Foundation of Broward	Business leaders	- Superintendent	1 hour	- PowerPoint - Talking points - SMART Spotlight	- SMART Progress - Strategic Plan - How School is Cool		
Oct-27	8:00 AM	Principals Meeting at Volunteer Park in Plantation	Elementary Principals	- OF&C - Leo Bohadilla - Owner Rep - Yvonne Garb	15 mins	- PowerPoint - Talking points - SMART Spotlight	- SMART Progress		
Nov-2	7:00 PM	Municipal Update - City of Miramar	City commission & public	- OF&C - Leo Bohadilla - Owner Rep - Steve Ludwinski	30-45 mins	- PowerPoint - Talking points - SMART Update	- SMART Progress - City schools update		
Nov-5	9:00 AM	Ed Talk: BCPS 2016/17	Public	- Superintendent	3 hours	TBA	- Economic development/MWBE - Community Outreach		
Nov-10	7:30 AM	Wisdom Rotary Club	Business leaders	- Superintendent	15 mins	- PowerPoint - Talking points - SMART Update	- SMART Progress - City schools update		
Nov-10	5:30 PM	Next Gen Engage - Coral Glades High School	Students	- Superintendent	TBA	- Talking points	- SMART Progress - City schools update		
Nov-10	TBA	Urban League Outline	Business leaders	- Strategic Plan - Maurice Woods	TBA	- Talking points - Handouts	- Economic development/MWBE - SMART Progress - Procurement forecast & opportunities		
Nov-14	5:30 PM	Broad Oversight Committee (BOC) Meeting	BOC	- SMART Departments	1 hour	- PowerPoint	- SMART quarterly update		
Nov-14	7:00 PM	City of Parkland - Educational Advisory Board	City officials & school community	- Owner Rep - Steve Ludwinski	1 hour	- PowerPoint - Talking points - Handouts	- SMART Progress - City schools update		
Nov-15	4:00 PM	Northeast HS Walkthrough & Community Meeting (Walkthrough: 4 - 5:30 pm / Meeting: 5:30 - 7 pm)	City officials & school community	- Superintendent - OF&C - Leo Bohadilla - Owner Rep - Robert Corbin	1.5 hours	- PowerPoint - Talking points - Handouts	- Status Sheet - Northeast HS		
Nov-17	6:30 PM	Fl. Lauderdale Education Advisory Committee	City officials & public	- Owner Rep - Steve Ludwinski	1.5 hours	- PowerPoint - Talking points - Handouts	- Status Sheet - Stranahan HS		
Nov-17	7:00 PM	City of Parkland - Commission Meeting	City officials & public	- Owner Rep - Robert Corbin	1 hour	- Talking points	- SMART Progress		
Dec-4	5:00 PM	Next Gen Engage - Western High School	Students	- Superintendent	2 hours	- Talking points	- SMART Progress - District 6 update		
Dec-8	5:00 PM	Next Gen Engage - Pompano Beach High School	Students	- Superintendent	2 hours	- Talking points	- SMART Progress - District 7 update		



1. PowerPoint Presentation
 2. Talking points
 3. SMART Update
 4. SMART Spotlight
 5. Background report

SCHOOL CHOICE INFORMATIONAL FLYER

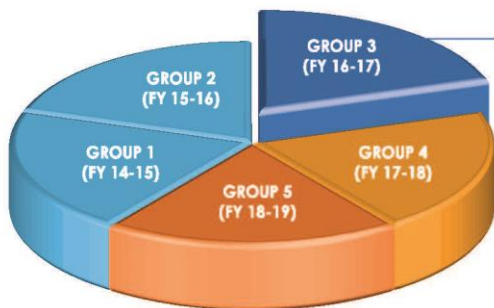
The Communications Team launched an informational flyer for the 30 schools that saw their School Choice Enhancement Program (SCEP) projects mobilized ahead of the initial January 2017 start date. The flyer explains the SCEP process and describes how parents, volunteers and school staff can vote to approve various projects to meet their schools' needs.

As part of the SMART Initiative, every school receives \$100,000 to improve the condition of instructional and educational spaces. Ongoing SCEP projects include renovated playground surfaces, new furniture, televisions for classrooms and sound system upgrades.



30 Schools Mobilize Ahead Of Schedule

The following schools initiated their School Choice Enhancement in November 2016, but were originally scheduled for January 2017.



School	District	School	District
Bayview Elementary	3	Nova Middle	6
Boyd Anderson High	5	Oakland Park Elementary	3
Charles Drew Resource Center	7	Olsen Middle	1
Charles W. Flanagan High	2	Palm Cove Elementary	2
Davie Elementary	6	Pembroke Lakes Elementary	2
Embassy Creek Elementary	6	Pembroke Pines Elementary	1
Falcon Cove Middle	6	Pioneer Middle	6
Flamingo Elementary	6	Ramblewood Middle	4
Forest Glen Middle	4	Riverglades Middle	4
Gator Run Elementary	6	Royal Palm Elementary	5
Lake Forest Elementary	1	Sawgrass Springs Middle	4
Margate Middle	7	South Broward High	1
McNab Elementary	3	Stirling Elementary	1
Mirror Lake Elementary	5	Walter C. Young Middle	5
North Side Elementary	3	William Dandy Middle	2

- **FY (Funding Year)** – year in which funds are released to initiate project planning and implementation.
- **Group** – grouping of projects based on needs assessment and funding year.

INTRODUCING PRINCIPALS BOARD APPROVAL NOTIFICATIONS

-
- 12-06-2016 Approve Authorization to Advertise RFQ 17-122C Professional Design Services for Pembroke Pines Elementary School; Approve the RFQ Form; and Authorize the Professional Services Agreement (PSA) Form.
-
- 12-06-2016 Approve Authorization to Advertise RFQ 17-123C Professional Design Services for Ramblewood Middle School; Approve the RFQ Form; and Authorize the Professional Services Agreement (PSA) Form.
-
- 12-06-2016 Approve Authorization to Advertise RFQ 17-124C Professional Design Services for Riverglades Elementary School; Approve the RFQ Form; and Authorize the Professional Services Agreement (PSA) Form.
-
- 12-06-2016 Approve Authorization to Advertise RFQ 17-125C Professional Design Services for Forest Glen Middle School; Approve the RFQ Form; and Authorize the Professional Services Agreement (PSA) Form.
-
- 12-06-2016 Approve Authorization to Advertise RFQ 17-126C Professional Design Services for Gator Run Elementary School; Approve the RFQ Form; and Authorize the Professional Services Agreement (PSA) Form.
-
- 12-06-2016 Approve Authorization to Advertise RFQ 17-154C Construction Manager at Risk Services for Nova Senior High School; Approve the RFQ Form; and Authorize the Professional Services Agreement (PSA) Form.
-

Greetings Principal Forsman,

Congratulations! On behalf of the District, I am pleased to share that Forest Glen Middle School has reached an important milestone with your school's SMART facilities initiative.

At the Regular School Board Meeting held on Tuesday, December 6, 2016, the Board approved the following:

Board requested action:

Approve authorization to advertise RFQ 17-125C professional design services for Forest Glen Middle School; approve the RFQ form; and authorize the Professional Services Agreement (PSA) form.

This board action provided the green light to advertise and request qualifications from design firms.

The Office of Facilities and Construction is committed to ensure that your project progresses efficiently and timely. To that end we have hired Heery International (Heery), as our Program Manager to manage this work for the District and to keep you informed. Heery will assign a Project Manager to oversee this project at your school. If that person has not reached out to you already they should be doing so shortly. They will be able to address any questions you may have regarding this milestone and next steps. Should you want to contact your Heery Project Manager they can be reached at 754-321-4850.

If we can be of any help as this work moves forward, please feel free to contact my office.

Again, we are excited for you, your students and school community as we look forward to assisting with your project's successful completion.

Best regards,
Leo Bobadilla

PRINCIPALS BOARD APPROVAL NOTIFICATIONS *continued*

12-06-2016	Approve Authorization to Advertise RFQ 17-155C Construction Manager at Risk Services for Hollywood Hills Senior High School; Approve the RFQ Form; and Authorize the Professional Services Agreement (PSA) Form.
12-06-2016	Approve Authorization to Advertise RFQ 17-156C Construction Manager at Risk Services for Cypress Bay Senior High School; Approve the RFQ Form; and Authorize the Professional Services Agreement (PSA) Form.
12-06-2016	Approve Professional Services Agreement with CSA Central, Inc., Hollywood Park Elementary School, SMART Program Renovations, Project No. P.001788.
12-06-2016	Approve Professional Services Agreement with CSA Central, Inc., Lauderdale Manors Early Learning and Resource Center, SMART Program Renovations, Project No. P.001635.
12-06-2016	Approve Professional Services Agreement with CSA Central, Inc., Central Park Elementary School, SMART Program Renovations, Project No. P.001757.
12-20-2016	Approve Authorization to Advertise RFQ 17-167C Professional Design Services for Falcon Cove Middle School; Approve the RFQ Form; and Authorize the Professional Services Agreement (PSA) Form.
12-20-2016	Approve Professional Services Agreement with Sol-ARCH, Inc., Hawkes Bluff Elementary School, SMART Program Renovations, Project No. P.001784.
12-20-2016	Approve Professional Services Agreement with Nyarko Architectural Group, Inc., Fairway Elementary School, SMART Program Renovations, Project No. P001785.
12-20-2016	Approve Professional Services Agreement with Crain Atlantis Engineering, Inc., Parkway Middle School, SMART Program Renovations, Project No. P.001807.
12-20-2016	Approve Professional Services Agreement with Crain Atlantis Engineering, Inc., New River Middle School, SMART Program Renovations, Project No. P.001710

OUTREACH – BUSINESS COMMUNITY

10-05-2016	Broward Workshop - <i>Education & Youth Advocacy Committee</i>
10-13-2016	Tower Club Real Estate Forum
10-19-2016	Broward Workshop - <i>Education & Youth Advocacy Committee</i>
10-25-2016	Community Foundation of Broward - <i>Executive Committee Meeting</i>
11-10-2016	Weston Rotary Club



Broward Workshop



Tower Club Real Estate Forum



Community Foundation



Western Rotary Club

OUTREACH - MUNICIPALITIES

11-02-2016	City of Miramar Municipal Meeting
11-14-2016	City of Parkland – Educational Advisory Board
11-17-2016	Fort Lauderdale Education Advisory Meeting
11-17-2016	City of Parkland Commission Meeting
12-15-2016	Fort Lauderdale City Commissioners Meeting



Fort Lauderdale Education Advisory



Fort Lauderdale City Commissioners



City of Miramar

OUTREACH – SCHOOL & OTHER COMMUNITIES

10-27-2016	Elementary School Principals Meeting
11-10-2016	Next Gen Engage – Coral Glades High School
11-15-2016	Northeast High School Community Meeting
12-01-2016	Next Gen Engage – Western High School
12-08-2016	Next Gen Engage – Pompano Beach High School



Elementary Principals



Northeast High School

TWITTER

10-11-2016	Excited to see Stranahan HS's new gym floor completed @browardschools Work in progress photo and work completed photo
10-17-2016	SMART Program- School Choice @browardschools delivers new media center furniture & other improvements to @AttucksMS #BCPSSMARTFutures
10-19-2016	New track at Stranahan HS @browardschools looks great!
10-24-2016	Delivering on promises: SMART Bond Program @browardschools delivers athletic equipment @WestBrowardHigh #BCPSSMARTFutures
10-26-2016	Superintendent addresses Community Foundation of Broward about SMART Program progress @browardschools #BCPSSMARTFutures
10-27-2016	Enjoyed conversation with awesome elementary school principals to share information on SMART bond program progress @browardschools
10-31-2016	S. FL Contractors get ready for upcoming bids on SMART projects @browardschools attending Pre Qualifi. Workshop today #BCPSSMARTFutures
11-03-2016	Thank you City of Miramar for opportunity to provide update on SMART bond work @browardschools #BCPSSMARTFutures
11-11-2016	Weston Rotary Club hears about the great things happening @browardschools including SMART bond work from @RobertWRuncie #BCPSSMARTFutures
11-15-2016	Promoting accountability and transparency by delivering SMART update to @browardschools Bond Oversight Committee #BCPSSMARTFutures
11-16-2016	Delivering on SMART Bond commitments, @ManateeBayElem – robotics, 3-D printers, shaded benches & storage @browardschools #BCPSSMARTFutures
11-30-2016	Delivering on SMART Bond promises – Great looking new track at Western HS @browardschools #BCPSSMARTFutures

TWITTER continued

12-13-2016 SMART Bond @IndianRidgeSch enhances access to 21st century learning w/ recently delivered tech. equip. @browardschools #BCPSSMARTFutures

12-14-2016 SMART Bond @browardschools furnish student service area and renovate faculty room @CypressBCPS #BCPSSMARTFutures
